

	Measure already announced																		
		Cost	Diff.	Cost	Diff.	Cost	Diff.	Cost	Diff.	Cost	Diff.	Cost	Diff.	Cost	Diff.	Cost	Diff.	Cost	Diff.
CIT																			
PIT																			
Total																			

	Measure already announced																		
		Cost	Diff.	Cost	Diff.	Cost	Diff.	Cost	Diff.	Cost	Diff.	Cost	Diff.	Cost	Diff.	Cost	Diff.	Cost	Diff.
CIT																			
PIT																			
Total																			

s.69(1)(g) re: (d)
s.69(1)(g) re: (e)

	Jan-2020	Feb-2020	Mar-2020	Apr-2020	May-2020	Jun-2020	Jul-2020	Aug-2020	Sep-2020	Oct-2020	Nov-2020	Dec-2020
--	----------	----------	----------	----------	----------	----------	----------	----------	----------	----------	----------	----------

4-week Period				\$ million					
				CEWS 4week	Period 5	Period 6			
Total Gross - CIT								s.18(d)	
Total Gross - PIT								s.21(1)(b)	
Total Gross									
				CEWS 4week	Period 5	Period 6			
Total Gross - CIT									
Total Gross - PIT									
Total Gross									
				CEWS 4week	Period 5	Period 6			
Share of employment									
Total Gross - CIT									
Total Gross - PIT									
Total Gross									
				CEWS 4week	Period 5	Period 6	Period 7	Period 8	Period 9
share of employment									
Total Gross - CIT									
Total Gross - PIT									
Total Gross									
				CEWS 4week	Period 5	Period 6			
Total Gross - CIT									
Total Gross - PIT									
Total Gross									

s.18(d)

s.21(1)(b)

s.69(1)(g) re: (d)

s.69(1)(g) re: (e)

Total Gross - PIT		
Total Gross		

		<i>\$ million</i>		
		CEWS 4week	Period 5	Period 6
<i>Furloughed employee portion</i>				
Gross - CIT				
Gross - PIT				
<i>CEWS New scheme</i>				
Gross - CIT				
Gross - PIT				
Total Gross - CIT				
Total Gross - PIT				
Total Gross				

s.69(1)(g) re: (d)
s.69(1)(g) re: (e)

Effective CIT/PIT tax rate	10%	
Effective CIT tax rate (all corporations)	10%	
Effective CIT reduced tax rate	6%	Taxable PIT
Effective PIT tax rate	22%	64%
Effective partnerships tax rate	14%	

	2016A	2017A	2018A	2019A	2020A	
SEPHAWE	956	976	1,001	1,024	1,052	
Growth from X year to 2020	110.0%	107.9%	105.1%			

Share of cost	\$ million						Total Without Tax exempt and partnerhsips
	2017	2018	Total	Total adjusted for share	Partnerhsips only		

Total Gross - CIT
Total Gross - PIT

Income Inclusion - CIT
Income Inclusion - PIT

Total Net - CIT
Total Net - PIT
Total Net

Total Net - CIT - Rounded
Total Net - PIT - Rounded
Total Net - Rounded

Share of cost	\$ million						Total Without Tax exempt and partnerhsips
	2017	2018	Total	Total adjusted for share	Partnerhsips only		

Total Gross - CIT
Total Gross - PIT

Income Inclusion - CIT
Income Inclusion - PIT

Total Net - CIT
Total Net - PIT
Total Net

Total Net - CIT - Rounded
Total Net - PIT - Rounded
Total Net - Rounded

Share of cost	\$ million					
---------------	------------	--	--	--	--	--

s.69(1)(g) re: (d)
s.69(1)(g) re: (e)

Share of cost	\$ million						Total Without Tax exempt and partnerhsips
	2017	2018	Total	Total adjusted for s	Partnerhsips only		

Total Gross - CIT
Total Gross - PIT

Income Inclusion - CIT
Income Inclusion - PIT

Total Net - CIT
Total Net - PIT
Total Net

Total Net - CIT - Rounded
Total Net - PIT - Rounded
Total Net - Rounded

Share of cost	\$ million						Total Without Tax exempt and partnerhsips
	2017	2018	Total	Total adjusted for s	Partnerhsips only		

otal Gross - CIT
otal Gross - PIT

Income Inclusion - CIT
Income Inclusion - PIT

Total Net - CIT
Total Net - PIT
Total Net

Total Net - CIT - Rounded
Total Net - PIT - Rounded
Total Net - Rounded

							Total Without Tax exempt and partnerhsips
		2017	2018	Total	Total adjusted for share	Partnerhsips only	
Tier 1 - CIT							
Tier 1 - PIT							
Tier 2 - CIT							
Tier 2 - PIT							
Total Gross - CIT							
Total Gross - PIT							
Income Inclusion - CIT							
Income Inclusion - PIT							
Total Net - CIT							
Total Net - PIT							
Total Net							
Total Net - CIT - Rounded							
Total Net - PIT - Rounded							
Total Net - Rounded							

	Share of cost	\$ million						Total Without Tax exempt and partnerhsips
		2017	2018	Total	Total adjusted for share	Partnerhsips only		
Tier 1 - CIT								
Tier 1 - PIT								
Tier 2 - CIT								
Tier 2 - PIT								
Total Gross - CIT								
Total Gross - PIT								
Income Inclusion - CIT								
Income Inclusion - PIT								
Total Net - CIT								
Total Net - PIT								
Total Net								
Total Net - CIT - Rounded								
Total Net - PIT - Rounded								
Total Net - Rounded								

	Share of cost	\$ million						Total Without Tax exempt and partnerhsips		Share of cost	\$ million						Total Without Tax exempt and partnerhsips
		2017	2018	Total	Total adjusted for share	Partnerhsips only					2017	2018	Total	Total adjusted for s	Partnerhsips only		

Tier 2 - CIT							
Tier 2 - PIT							
Total Gross - CIT							
Total Gross - PIT							
Income Inclusion - CIT							
Income Inclusion - PIT							
Total Net - CIT							

s.69(1)(g) re: (d)							
s.69(1)(g) re: (e)							
Tier 2 - CIT							
Tier 2 - PIT							
Total Gross - CIT							
Total Gross - PIT							
Income Inclusion - CIT							
Income Inclusion - PIT							
Total Net - CIT							

s.69(1)(g) re: (d)
s.69(1)(g) re: (e)

Total Net - PIT	
Total Net	
Total Net - CIT - Rounded	
Total Net - PIT - Rounded	
Total Net - Rounded	

Total Net - PIT	
Total Net	
Total Net - CIT - Rounded	
Total Net - PIT - Rounded	
Total Net - Rounded	

	Share of cost	\$ million					Total Without Tax exempt and partnerhsips
		2017	2018	Total	Total adjusted for share	Partnerhsips only	
Tier 1 - CIT							
Tier 1 - PIT							
Tier 2 - CIT							
Tier 2 - PIT							
Tier 3 - CIT							
Tier 3 - PIT							
Total Gross - CIT							
Total Gross - PIT							
Income Inclusion - CIT							
Income Inclusion - PIT							
Total Net - CIT							
Total Net - PIT							
Total Net							
Total Net - CIT - Rounded							
Total Net - PIT - Rounded							
Total Net - Rounded							

	Share of cost	\$ million					Total Without Tax exempt and partnerhsips
		2017	2018	Total	Total adjusted for s	Partnerhsips only	
Tier 1 - CIT							
Tier 1 - PIT							
Tier 2 - CIT							
Tier 2 - PIT							
Tier 3 - CIT							
Tier 3 - PIT							
Total Gross - CIT							
Total Gross - PIT							
Income Inclusion - CIT							
Income Inclusion - PIT							
Total Net - CIT							
Total Net - PIT							
Total Net							
Total Net - CIT - Rounded							
Total Net - PIT - Rounded							
Total Net - Rounded							

	Share of cost	\$ million					Total Without Tax exempt and partnerhsips
		2017	2018	Total	Total adjusted for share	Partnerhsips only	
Tier 1 - CIT							
Tier 1 - PIT							
Tier 2 - CIT							
Tier 2 - PIT							
Tier 3 - CIT							
Tier 3 - PIT							
Total Gross - CIT							
Total Gross - PIT							
Income Inclusion - CIT							
Income Inclusion - PIT							
Total Net - CIT							
Total Net - PIT							
Total Net							
Total Net - CIT - Rounded							
Total Net - PIT - Rounded							
Total Net - Rounded							

	Share of cost	\$ million					Total Without Tax exempt and partnerhsips
		2017	2018	Total	Total adjusted for s	Partnerhsips only	
Tier 1 - CIT							
Tier 1 - PIT							
Tier 2 - CIT							
Tier 2 - PIT							
Tier 3 - CIT							
Tier 3 - PIT							
Total Gross - CIT							
Total Gross - PIT							
Income Inclusion - CIT							
Income Inclusion - PIT							
Total Net - CIT							
Total Net - PIT							
Total Net							
Total Net - CIT - Rounded							
Total Net - PIT - Rounded							
Total Net - Rounded							

s.69(1)(g) re: (d)

s.69(1)(g) re: (e)

	Share of cost	\$ million						Total Without Tax exempt and partnerships
		2017	2018	Total	Total adjusted for share	Partnerships only		
Tier 1 - CIT								
Tier 1 - PIT								
Tier 2 - CIT								
Tier 2 - PIT								
Total Gross - CIT								
Total Gross - PIT								
Income Inclusion - CIT								
Income Inclusion - PIT								
Total Net - CIT								
Total Net - PIT								
Total Net								
Total Net - CIT - Rounded								
Total Net - PIT - Rounded								
Total Net - Rounded								

	Share of cost	\$ million						Total Without Tax exempt and partnerships
		2017	2018	Total	Total adjusted for share	Partnerships only		
Tier 1 - CIT								
Tier 1 - PIT								
Tier 2 - CIT								
Tier 2 - PIT								
Total Gross - CIT								
Total Gross - PIT								
Income Inclusion - CIT								
Income Inclusion - PIT								
Total Net - CIT								
Total Net - PIT								
Total Net								
Total Net - CIT - Rounded								
Total Net - PIT - Rounded								
Total Net - Rounded								

	Share of cost	\$ million						Total Without Tax exempt and partnerships
		2017	2018	Total	Total adjusted for share	Partnerships only		
Tier 1 - CIT								
Tier 1 - PIT								
Tier 2 - CIT								
Tier 2 - PIT								
Total Gross - CIT								
Total Gross - PIT								
Income Inclusion - CIT								

s.69(1)(g) re: (d)
s.69(1)(g) re: (e)

Income Inclusion - PIT

Total Net - CIT
Total Net - PIT
Total Net

Total Net - CIT - Rounded
Total Net - PIT - Rounded
Total Net - Rounded

2017 increase	1.069340651
Available 4 weeks	0.076923077

year	number_employer	sum_wage_sub_emplr	For 4 weeks
2017			
2018			

Unincorporated			For 4 weeks
2017			
2018			

T2125 salary and wages	Gross up by 1/0.87 based on PIT quant group
6,315,241,942	7,258,898,784
share of empl inc	3.22%

Cost for corporations			For 4 weeks
year	number_employer	sum_add_wage_sub_emplr	
2017			
2018			

436300

Qualifying ccpc only			
year	COUNT_of_INT_BN	SUM_of_sum_empt_incamt	sum_add_wage_sub_emplr
2018			

Partnership only			
year	COUNT_of_INT_BN	SUM_of_sum_empt_incamt	sum_add_wage_sub_emplr
2018			

NPO only			
year	COUNT_of_INT_BN	SUM_of_sum_empt_incamt	sum_add_wage_sub_emplr
2018			

Charities only			
year	COUNT_of_INT_BN	SUM_of_sum_empt_incamt	sum_add_wage_sub_emplr
2018			

year	number_employer	sum_wage_sub_emplr	For 4 weeks
2017			
2018			

Unincorporated			For 4 weeks
2017			

	2018					T2125 salary and wages	Gross up by 1/0.87 based on PIT quant group
						6,315,241,942	7,258,898,784
						share of empl inc	3.22%
Cost for corporations							
year	number_employer	sum_add_wage_sub_emplr	For 4 weeks				
	2017						
	2018					436300	
Qualifying ccpc only							
year	COUNT_of_INT_BN	SUM_of_sum_empt_incamt	sum_add_wage_sub_emplr				
	2018					s.69(1)(g) re: (d)	
Partnership only							
year	COUNT_of_INT_BN	SUM_of_sum_empt_incamt	sum_add_wage_sub_emplr			s.69(1)(g) re: (e)	
	2018						
NPO only							
year	COUNT_of_INT_BN	SUM_of_sum_empt_incamt	sum_add_wage_sub_emplr				
	2018						
Charities only							
year	COUNT_of_INT_BN	SUM_of_sum_empt_incamt	sum_add_wage_sub_emplr				
	2018						
year	number_employer	sum_wage_sub_emplr	For 4 weeks				
	2017						
	2018						
Unincorporated							
	2017		For 4 weeks				
	2018					T2125 salary and wages	Gross up by 1/0.87 based on PIT quant group
						6,315,241,942	7,258,898,784
						share of empl inc	3.22%
Cost for corporations							
year	number_employer	sum_add_wage_sub_emplr	For 4 weeks				
	2017						
	2018					436300	
Qualifying ccpc only							
year	COUNT_of_INT_BN	SUM_of_sum_empt_incamt	sum_add_wage_sub_emplr				
	2018						
Partnership only							
year	COUNT_of_INT_BN	SUM_of_sum_empt_incamt	sum_add_wage_sub_emplr				
	2018						
NPO only							
year	COUNT_of_INT_BN	SUM_of_sum_empt_incamt	sum_add_wage_sub_emplr				

	2018		
<u>Charities only</u>			
year	COUNT_of_INT_BN	SUM_of_sum_empt_incamt	sum_add_wage_sub_emplr
	2018		

s.69(1)(g) re: (d)
s.69(1)(g) re: (e)

2017 increase	1.069340651
Available 4 weeks	0.076923077

year	number_employer	sum_wage_sub_emplr	For 4 weeks	
------	-----------------	--------------------	-------------	--

2017	
2018	

Unincorporated

2017	For 4 weeks
2018	

s.69(1)(g) re: (d)

s.69(1)(g) re: (e)

T2125 salary and wages	Gross up by 1/0.87 based on PIT quant group
6,315,241,942	7,258,898,784
share of empl inc	3.22%

Cost for corporations

year	number_employer	sum_add_wage_sub_emplr	For 4 weeks
2017			
2018			

436300

Qualifying ccpc only

year	COUNT_of_INT_BN	SUM_of_sum_empt_incamt	sum_add_wage_sub_emplr
2018			

Partnership only

year	COUNT_of_INT_BN	SUM_of_sum_empt_incamt	sum_add_wage_sub_emplr
2018			

NPO only

year	COUNT_of_INT_BN	SUM_of_sum_empt_incamt	sum_add_wage_sub_emplr
2018			

Charities only

year	COUNT_of_INT_BN	SUM_of_sum_empt_incamt	sum_add_wage_sub_emplr
2018			

year	number_employer	sum_wage_sub_emplr	For 4 weeks
2017			
2018			

Unincorporated

2017	For 4 weeks
------	-------------

s.69(1)(g) re: (d)
s.69(1)(g) re: (e)

2018

T2125 salary and wages	Gross up by 1/0.87 based on PIT quant group
6,315,241,942	7,258,898,784
share of empl inc	3.22%

Cost for corporations

year	number_employer	sum_add_wage_sub_emplr	For 4 weeks
2017			
2018			

436300

Qualifying ccpc only

year	COUNT_of_INT_BN	SUM_of_sum_empt_incamt	sum_add_wage_sub_emplr
2018			

Partnership only

year	COUNT_of_INT_BN	SUM_of_sum_empt_incamt	sum_add_wage_sub_emplr
2018			

NPO only

year	COUNT_of_INT_BN	SUM_of_sum_empt_incamt	sum_add_wage_sub_emplr
2018			

Charities only

year	COUNT_of_INT_BN	SUM_of_sum_empt_incamt	sum_add_wage_sub_emplr
2018			

year	number_employer	sum_wage_sub_emplr	For 4 weeks
2017			
2018			

Unincorporated

2017		For 4 weeks
2018		

T2125 salary and wages	Gross up by 1/0.87 based on PIT quant group
6,315,241,942	7,258,898,784
share of empl inc	3.22%

Cost for corporations

year	number_employer	sum_add_wage_sub_emplr	For 4 weeks
2017			
2018			

436300

Qualifying ccpc only

year	COUNT_of_INT_BN	SUM_of_sum_empt_incamt	sum_add_wage_sub_emplr
2018			

Partnership only

year	COUNT_of_INT_BN	SUM_of_sum_empt_incamt	sum_add_wage_sub_emplr
2018			

NPO only

year	COUNT_of_INT_BN	SUM_of_sum_empt_incamt	sum_add_wage_sub_emplr
------	-----------------	------------------------	------------------------

2018

Charities only

year	COUNT_of_INT_BN	SUM_of_sum_empt_incamt	sum_add_wage_sub_emplr
2018			

s.69(1)(g) re: (d)
s.69(1)(g) re: (e)

2017 increase	1.069340651
Available 4 weeks	0.076923077

s.69(1)(g) re: (d)
s.69(1)(g) re: (e)

year	number_employer	sum_wage_sub_emplr	For 4 weeks
2017			
2018			

Unincorporated		For 4 weeks
2017		
2018		

T2125 salary and wages	Gross up by 1/0.87 based on PIT quant group
6,315,241,942	7,258,898,784
share of empl inc	3.22%

Cost for corporations			For 4 weeks
year	number_employer	sum_add_wage_sub_emplr	
2017			
2018			

436300

Qualifying ccpc only			
year	COUNT_of_INT_BN	SUM_of_sum_empt_incamt	sum_add_wage_sub_emplr
2018			

#REF!

Partnership only			
year	COUNT_of_INT_BN	SUM_of_sum_empt_incamt	sum_add_wage_sub_emplr
2018			

NPO only			
year	COUNT_of_INT_BN	SUM_of_sum_empt_incamt	sum_add_wage_sub_emplr
2018			

Charities only			
year	COUNT_of_INT_BN	SUM_of_sum_empt_incamt	sum_add_wage_sub_emplr
2018			

year	number_employer	sum_wage_sub_emplr	For 4 weeks
2017			
2018			

s.69(1)(g) re: (d)
s.69(1)(g) re: (e)

Unincorporated

year	number employer	sum add wage sub emplr	For 4 weeks
2017			
2018			

T2125 salary and wages	Gross up by 1/0.87 based on PIT quant group
6,315,241,942	7,258,898,784
share of empl inc	3.22%

Cost for corporations

year	number employer	sum add wage sub emplr	For 4 weeks
2017			
2018			

436300

Qualifying ccpc only

year	COUNT_of_INT BN	SUM of sum empt incamt	sum add wage sub emplr
2018			

#REF!

Partnership only

year	COUNT_of_INT BN	SUM_of_sum_empt_incamt	sum_add_wage_sub_emplr
2018			

NPO only

year	COUNT_of_INT BN	SUM_of_sum_empt_incamt	sum_add_wage_sub_emplr
2018			

Charities only

year	COUNT_of_INT BN	SUM_of_sum_empt_incamt	sum_add_wage_sub_emplr
2018			

year	number_employer	sum_wage_sub_emplr	For 4 weeks
2017			
2018			

Unincorporated

year	number employer	sum add wage sub emplr	For 4 weeks
2017			
2018			

T2125 salary and wages	Gross up by 1/0.87 based on PIT quant group
6,315,241,942	7,258,898,784
share of empl inc	3.22%

Cost for corporations

year	number_employer	sum_add_wage_sub_emplr	For 4 weeks
2017			
2018			

Qualifying ccpc only

year	COUNT_of_INT BN	SUM of sum emot incamt	sum add wage sub emplr
2018			

Partnership only

year	COUNT_of_INT BN	SUM_of_sum_empt_incamt	sum_add_wage_sub_emplr
2018			

NPO only

year	COUNT_of_INT, BN	SUM of sum empt incamt	sum add wage sub empl
2018			

Charities only


year	COUNT_of_INT_BN	SUM_of_sum_empt_incant	sum_add_wage_sub_empl
2018			

s.69(1)(g) re: (d)

s.69(1)(g) re: (e)

2017 increase	1.069340651
Available 4 weeks	0.076923077

s.69(1)(g) re: (d)
s.69(1)(g) re: (e)



year	number_employer	sum_wage_sub_emplr	For 4 weeks
------	-----------------	--------------------	-------------

2017	
2018	

Unincorporated

For 4 weeks

2017			
2018			
	T2125 salary and wages	Gross up by 1/0.87 based on PIT quant group	
	6,315,241,942	7,258,898,784	
	share of empl inc	3.22%	

Cost for corporations

year	number_emolover	sum add wage sub emplr	For 4 weeks
------	-----------------	------------------------	-------------

2017			
2018			436300

Qualifying ccpc only

year	COUNT_of_INT_BN	SUM_of_sum_empt_incamt	sum_add_wage_sub_emplr
------	-----------------	------------------------	------------------------

2018			#REF!
------	--	--	-------

Partnership only

year	COUNT_of_INT_BN	SUM_of_sum_empt_incamt	sum_add_wage_sub_emplr
------	-----------------	------------------------	------------------------

2018			
------	--	--	--

NPO only

year	COUNT_of_INT_BN	SUM_of_sum_empt_incamt	sum_add_wage_sub_emplr
------	-----------------	------------------------	------------------------

2018			
------	--	--	--

Charities only

year	COUNT_of_INT_BN	SUM_of_sum_empt_incamt	sum_add_wage_sub_emplr
------	-----------------	------------------------	------------------------

2018			
------	--	--	--

year	number_employer	sum_wage_sub_emplr	For 4 weeks
------	-----------------	--------------------	-------------

2017	
2018	

Unincorporated				For 4 weeks	s.69(1)(g) re: (d)	
					s.69(1)(g) re: (e)	
2017						
2018					T2125 salary and wages	Gross up by 1/0.87 based on PIT quant group
					6,315,241,942	7,258,898,784
					share of empl inc	3.22%

Cost for corporations				For 4 weeks	
year				number_employer	sum_add_wage_sub_emplr
2017					
2018					436300

Qualifying ccpc only					
year				COUNT_of_INT_BN	SUM_of_sum_empt_incamt
2018				sum_add_wage_sub_emplr	#REF!

Partnership only					
year				COUNT_of_INT_BN	SUM_of_sum_empt_incamt
2018				sum_add_wage_sub_emplr	

NPO only					
year				COUNT_of_INT_BN	SUM_of_sum_empt_incamt
2018				sum_add_wage_sub_emplr	

Charities only					
year				COUNT_of_INT_BN	SUM_of_sum_empt_incamt
2018				sum_add_wage_sub_emplr	

.					
year				number_employer	sum_wage_sub_emplr
2017				For 4 weeks	
2018					

Unincorporated				For 4 weeks		
2017						
2018					T2125 salary and wages	Gross up by 1/0.87 based on PIT quant group
					6,315,241,942	7,258,898,784
					share of empl inc	3.22%

Cost for corporations				For 4 weeks	
year				number_employer	sum_add_wage_sub_emplr
2017					
2018					

Qualifying ccpc only					
year				COUNT_of_INT_BN	SUM_of_sum_empt_incamt
2018				sum_add_wage_sub_emplr	

Partnership only					
year				COUNT_of_INT_BN	SUM_of_sum_empt_incamt
2018				sum_add_wage_sub_emplr	

NPO only

year	COUNT_of_INT_BN	SUM_of_sum_empt_incant	sum_add_wage_sub_emplr
2018			

s.69(1)(g) re: (d)

Charities only

year	COUNT_of_INT_BN	SUM_of_sum_empt_incant	sum_add_wage_sub_emplr
2018			

s.69(1)(g) re: (e)

Page 661

**is withheld pursuant to sections
est retenue en vertu des articles**

69(1)(g) re: (d), 69(1)(g) re: (e)

**of the Access to Information Act
de la Loi sur l'accès à l'information**

s.69(1)(g) re: (d)
s.69(1)(g) re: (e)

2017 increase	1.069340651
Available 4 weeks	0.076923077

year	number_employer	sum_wage_sub_emplr	For 4 weeks
2017			
2018			

Unincorporated		For 4 weeks
2017		
2018		

T2125 salary and wages	Gross up by 1/0.87 based on PIT quant group
6,315,241,942	7,258,898,784
share of empl inc	3.21%

Cost for corporations			
year	number_employer	sum_wage_sub_emplr	For 4 weeks
2017			
2018			436300

Qualifying ccpc only			
year	COUNT_of_INT_BN	SUM_of_sum_empt_incamt	sum_wage_sub_emplr
2018			

Partnership only			
year	COUNT_of_INT_BN	SUM_of_sum_empt_incamt	sum_wage_sub_emplr
2018			

NPO only			
year	COUNT_of_INT_BN	SUM_of_sum_empt_incamt	sum_wage_sub_emplr
2018			

Charities only			
year	COUNT_of_INT_BN	SUM_of_sum_empt_incamt	sum_wage_sub_emplr
2018			

year	number_employer	sum_wage_sub_emplr	For 4 weeks
2017			
2018			

Unincorporated

For 4 weeks

2017
2018

T2125 salary and wages	Gross up by 1/0.87 based on PIT quant group
6,315,241,942	7,258,898,784
share of empl inc	3.21%

Cost for corporations

year	number employer	sum wage sub emplr	For 4 weeks
2017			
2018			436300

Qualifying ccpc only

year	COUNT_of_INT_BN	SUM_of_sum_empt_incamt	sum_wage_sub_emplr
2018			

Partnership only

year	COUNT_of_INT_BN	SUM_of_sum_empt_incamt	sum_wage_sub_emplr
2018			

s.69(1)(g) re: (d)
s.69(1)(g) re: (e)

NPO only

year	COUNT_of_INT_BN	SUM_of_sum_empt_incamt	sum_wage_sub_emplr
2018			

Charities only

year	COUNT_of_INT_BN	SUM_of_sum_empt_incamt	sum_wage_sub_emplr
2018			

2017 increase	1.069340651
Available 12 weeks	0.230769231

Annual limit

s.69(1)(g) re: (d)
s.69(1)(g) re: (e)

year	number_employer	sum_wage_sub_emplr	For 12 weeks
	2017		
	2018		

Unincorporated		For 12 weeks
	2017	
	2018	

T2125 salary and wages Gross up by 1/0.87 based on PIT quant group
6,315,241,942 7,258,898,784
share of empl inc #DIV/0!

Cost for corporations			
year	number_employer	sum_add_wage_sub_emplr	For 12 weeks
	2017		
	2018		436300

Qualifying ccpc only			
year	COUNT_of_INT_BN	SUM_of_sum_empt_incamt	sum_add_wage_sub_emplr
	2018		

Partnership only			
year	COUNT_of_INT_BN	SUM_of_sum_empt_incamt	sum_add_wage_sub_emplr
	2018		

year	number_employer	sum_wage_sub_emplr	For 12 weeks
	2017		
	2018		

Unincorporated		For 12 weeks
	2017	
	2018	

T2125 salary and wages Gross up by 1/0.87 based on PIT quant group
6,315,241,942 7,258,898,784
share of empl inc #DIV/0!

Cost for corporations

year	number_employer	sum_add_wage_sub_emplr	For 12 weeks
	2017		
	2018		

s.69(1)(g) re: (d)

Qualifying ccpc only

s.69(1)(g) re: (e)

year	COUNT_of_INT_BN	SUM_of_sum_empt_incant	sum_add_wage_sub_emplr
	2018		

Partnership only

year	COUNT_of_INT_BN	SUM_of_sum_empt_incant	sum_add_wage_sub_emplr
	2018		

s.69(1)(g) re: (d)
s.69(1)(g) re: (e)

2017 increase	1.069340651
Available 12 weeks	0.230769231

	Annual limit

year	number_employ	sum_wage_sub_emplr	For 12 weeks
	2017		
	2018		

Unincorporated		For 12 weeks
	2017	
	2018	

T2125 salary and wages Gross up by 1/0.87 based on PIT quant group
6,315,241,942 7,258,898,784
share of empl inc #DIV/0!

Cost for corporations		For 12 weeks
year	number_employ	sum_add_wage_sub_emplr
	2017	
	2018	436300

Qualifying ccpc only		
year	COUNT_of_INT_	SUM_of_sum_empt_incamt sum_add_wage_sub_emplr
	2018	

Partnership only		
year	COUNT_of_INT_	SUM_of_sum_empt_incamt sum_add_wage_sub_emplr
	2018	

year	number_employ	sum_wage_sub_emplr	For 12 weeks
	2017		
	2018		

Unincorporated		For 12 weeks
	2017	
	2018	

T2125 salary and wages Gross up by 1/0.87 based on PIT quant group
6,315,241,942 7,258,898,784
share of empl inc 3.21%

Cost for corporations

s.69(1)(g) re: (d)
s.69(1)(g) re: (e)

year	number_employ	sum_wage_sub_emplr	For 12 weeks
2017			
2018			436300

Qualifying ccpc only

year	COUNT_of_INT_	SUM_of_sum_empt_incamt	sum_wage_sub_emplr
2018			

Partnership only

year	COUNT_of_INT_	SUM_of_sum_empt_incamt	sum_wage_sub_emplr
2018			

NPO only

year	COUNT_of_INT_	SUM_of_sum_empt_incamt	sum_wage_sub_emplr
2018			

Charities only

year	COUNT_of_INT_	SUM_of_sum_empt_incamt	sum_wage_sub_emplr
2018			

Group cost

year	number_employ	sum_add_wage_sub_emplr	For 12 weeks
2017			
2018			

Total
Total rounded

alternative count
Total rounded

Number of employer

2017 increase	1.069340651
Available 12 weeks	0.076923077

Annual limit

year	number_employ	sum_wage_sub_emplr	For 4 weeks
	2017		
	2018		

Unincorporated		For 4 weeks
	2017	
	2018	

Cost for corporations		For 4 weeks
year	number_employ	sum_add_wage_sub_emplr
	2017	
	2018	

Qualifying ccpc only		
year	COUNT_of_INT_	SUM_of_sum_empt_incamt
	2018	sum_add_wage_sub_emplr

Partnership only		
year	COUNT_of_INT_	SUM_of_sum_empt_incamt
	2018	sum_add_wage_sub_emplr

year	number_employ	sum_wage_sub_emplr	For 12 weeks
	2017		
	2018		

Unincorporated		For 4 weeks
	2017	
	2018	

Cost for corporations

s.69(1)(g) re: (d)
s.69(1)(g) re: (e)

T2125 salary and wages Gross up by 1/0.87 based on PIT quant group
6,315,241,942 7,258,898,784
share of empl inc #DIV/0!

436300

T2125 salary and wages Gross up by 1/0.87 based on PIT quant group
6,315,241,942 7,258,898,784
share of empl inc 3.21%

s.69(1)(g) re: (d)
s.69(1)(g) re: (e)

year	number_employ	sum_wage_sub_emplr	For 4 weeks
	2017		
	2018		436300

Qualifying ccpc only			
year	COUNT_of_INT_	SUM_of_sum_empt_incamt	sum_wage_sub_emplr
	2018		

Partnership only			
year	COUNT_of_INT_	SUM_of_sum_empt_incamt	sum_wage_sub_emplr
	2018		

NPO only			
year	COUNT_of_INT_	SUM_of_sum_empt_incamt	sum_wage_sub_emplr
	2018		

Charities only			
year	COUNT_of_INT_	SUM_of_sum_empt_incamt	sum_wage_sub_emplr
	2018		

Group cost			
year	number_employ	sum_add_wage_sub_emplr	For 12 weeks
	2017		
	2018		

	Total
--	-------

Total
Total rounded

alternative count
Total rounded

Number of employer

	2016A	2017A	2018A	2019A	2020A
SEPHAWE	956	976	1,001	1,024	1,052
Growth from X year to 2020	110.0%	107.9%	105.1%		

2017 increase	1.069340651
12 weeks	0.230769231

Rate of inclusion (30% drop)	75%	100%	
Take up	80%	28%	85%

s.69(1)(g) re: (d)

s.69(1)(g) re: (e)

PIT		
T2125 salary and wages	Gross up by 1/0.87 based on PIT quant group	
	6,315,241,942	7,258,898,784
share of empl inc		3.21%

Data 2018	2,030			
	EI		CPP	
	Employer	Employee	Employer	Employee
All eligible	10,865,061,720	8,203,901,059	20,192,992,368	20,201,558,876
Qualifying CCPC	3,285,893,323	2,369,783,622	6,233,254,438	6,238,184,974
Individual	105,481,807	76,073,394	200,096,253	200,254,530

Employment incorr Share PIT
226,123,989,628
3.2%

	Employer			Employee			Total - Average - 2020
	2017	2018	Average -2020	2017	2018	Average - 2020	
EI	563,048,067	526,537,606	580,456,196	425,141,683	397,573,667	438,286,070	1,018,742,266
CPP	1,046,439,091	978,583,476	1,078,792,540	1,046,883,024	978,998,622	1,079,250,198	2,158,042,739
Total	1,609,487,158	1,505,121,083	1,659,248,736	1,472,024,708	1,376,572,289	1,517,536,268	3,176,785,004

\$ million	Employer			Employee			Total - Average - 2020	Rounded
	2017	2018	Average -2020	2017	2018	Average - 2020		
EI	563	527	580	425	398	438	1,019	1,020
CPP	1,046	979	1,079	1,047	979	1,079	2,158	2,160
Total	1,609	1,505	1,659	1,472	1,377	1,518	3,177	3,180
Rounded			1,660			1,520		

Data 2018	EI		CPP	
	Employer	Employee	Employer	Employee
All eligible	6,683,413,702	4,773,866,930	10,864,534,041	10,864,534,041
Qualifying CCPC	3,285,893,323	2,369,783,622	6,233,254,438	6,238,184,974
Individual	105,481,807	76,073,394	200,096,253	200,254,530

Employment incorr Share PIT
226,123,989,628
3.2%

	Employer			Employee			Total - Average - 2020
	2017	2018	Average -2020	2017	2018	Average - 2020	
EI	989,563,286	925,395,743	1,020,158,268	706,830,919	660,996,960	728,684,477	1,748,842,746
CPP	1,608,630,633	1,504,320,098	1,658,365,729	1,608,630,633	1,504,320,098	1,658,365,729	3,316,731,458
Total	2,598,193,919	2,429,715,841	2,678,523,997	2,315,461,551	2,165,317,057	2,387,050,206	5,065,574,203

\$ million	Employer			Employee			Total - Average - 2020	Rounded
	2017	2018	Average -2020	2017	2018	Average - 2020		
EI	990	925	1,020	707	661	729	1,749	1,750
CPP	1,609	1,504	1,658	1,609	1,504	1,658	3,317	3,315
Total	2,598	2,430	2,679	2,315	2,165	2,387	5,066	5,065
Rounded			2,680			2,385		

s.69(1)(g) re: (d)
s.69(1)(g) re: (e)

Data 2018	EI		CPP		QPP		QPIP	
	Employer	Employee	Employer	Employee	Employer	Employee	Employer	Employee
All eligible	10,865,061,720	0	20,192,992,368	0	5,957,684,027	0	992,672,822	0
Qualifying CCPC	3,285,893,323	0	6,233,254,438	0	2,137,277,044	0	350,200,155	0
Individual	105,481,807	0	200,096,253	0	68,609,606	0	11,241,919	0

Employment incor Share PIT
226,123,989,628

3.2%

	Employer			Employee			Total - Average - 2020
	2017	2018	Average -2020	2017	2018	Average - 2020	
EI	563,048,067	526,537,606	580,456,196	0	0	0	580,456,196
CPP	1,046,439,091	978,583,476	1,078,792,540	0	0	0	1,078,792,540
QPP	308,738,465	288,718,534	318,283,936	0	0	0	318,283,936
QPIP	51,442,185	48,106,452	53,032,657	0	0	0	53,032,657
Total	1,969,667,808	1,841,946,068	2,030,565,329	0	0	0	2,030,565,329

\$ million	Employer			Employee			Total - Average - 2020	Rounded
	2017	2018	Average -2020	2017	2018	Average - 2020		
EI	563	527	580	0	0	0	580	580
CPP	1,046	979	1,079	0	0	0	1,079	1,080
QPP	309	289	318	0	0	0	318	320
QPIP	51	48	53	0	0	0	53	55
Total	1,970	1,842	2,031	0	0	0	2,031	2,035
Rounded			2,030			0		

Data 2018	EI		CPP		QPP		QPIP	
	Employer	Employee	Employer	Employee	Employer	Employee	Employer	Employee
All eligible	10,865,061,720	0	20,192,992,368	0	5,957,684,027	0	992,672,822	0
Qualifying CCPC	3,285,893,323	0	6,233,254,438	0	2,137,277,044	0	350,200,155	0
Individual	105,481,807	0	200,096,253	0	68,609,606	0	11,241,919	0

Employment incom Share PIT
226,123,989,628

3.2%

	Employer			Employee			Total - Average -
	2017	2018	Average -2020	2017	2018	Average - 2020	2020
EI	1,608,708,762	1,504,393,161	1,658,446,274	0	0	0	1,658,446,274
CPP	2,989,825,975	2,795,952,789	3,082,264,401	0	0	0	3,082,264,401
QPP	882,109,899	824,910,096	909,382,674	0	0	0	909,382,674
QPIP	146,977,671	137,447,006	151,521,877	0	0	0	151,521,877
Total	5,627,622,307	5,262,703,053	5,801,615,225	0	0	0	5,801,615,225

s.69(1)(g) re: (d)

s.69(1)(g) re: (e)

\$ million	Employer			Employee			Total - Average -	Rounded
	2017	2018	Average -2020	2017	2018	Average - 2020	2020	
EI	1,609	1,504	1,658	0	0	0	1,658	1,660
CPP	2,990	2,796	3,082	0	0	0	3,082	3,080
QPP	882	825	909	0	0	0	909	910
QPIP	147	137	152	0	0	0	152	150
Total	5,628	5,263	5,802	0	0	0	5,802	5,800
Rounded			5,800			0		

Data 2018	EI		CPP		QPP		QPIP	
	Employer	Employee	Employer	Employee	Employer	Employee	Employer	Employee
All eligible	10,865,061,720	0	20,192,992,368	0	5,957,684,027	0	992,672,822	0
Qualifying CCPC	3,285,893,323	0	6,233,254,438	0	2,137,277,044	0	350,200,155	0
Individual	105,481,807	0	200,096,253	0	68,609,606	0	11,241,919	0

Employment incom Share PIT
226,123,989,628

3.2%

	Employer			Employee			Total - Average -
	2017	2018	Average -2020	2017	2018	Average - 2020	2020
EI	2,279,004,080	2,131,223,645	2,349,465,555	0	0	0	2,349,465,555
CPP	4,235,586,798	3,960,933,118	4,366,541,234	0	0	0	4,366,541,234
QPP	1,249,655,690	1,168,622,636	1,288,292,121	0	0	0	1,288,292,121
QPIP	208,218,367	194,716,592	214,655,992	0	0	0	214,655,992
Total	7,972,464,935	7,455,495,991	8,218,954,902	0	0	0	8,218,954,902

\$ million	Employer			Employee			Total - Average -	Rounded
	2017	2018	Average -2020	2017	2018	Average - 2020	2020	
EI	2,279	2,131	2,349	0	0	0	2,349	2,350

CPP	4,236	3,961	4,367	0	0	0	4,367	4,365
QPP	1,250	1,169	1,288	0	0	0	1,288	1,290
QPIP	208	195	215	0	0	0	215	215
Total	7,972	7,455	8,219	0	0	0	8,219	8,220
Rounded			8,220			0		

SUM_of_sum_empt_incamt	SUM_of_CTOT_EM	SUM_of_CTOT_EM	SUM_of_CTOT_EM	SUM_of_CTOT_EM	SUM_of_sum_emp	SUM_of_sum_emp	SUM_of_CCTOT_EI	SUM_of_CCTO	SUM_of_CCTOT_EI	SUM_of_CCTOT_EM	PR_PPIP_AMT
226,123,989,628	3,285,893,323	2,369,783,622	6,233,254,438	6,238,184,974	254,437,160	350,200,155	2,137,277,044	#####	490,056,172		685,899,788

	2016A	2017A	2018A	2019A	2020A
SEPHAWE	956	976	1,001	1,024	1,052
Growth from X year to 2020	110.0%	107.9%	105.1%		

2017 increase	1.069340651
4 weeks	0.076923077

Rate of inclusion (30% drop)	75%	100%	
Take up	80%	28%	85%

s.69(1)(g) re: (d)

s.69(1)(g) re: (e)

PIT		
T2125 salary and wages	Gross up by 1/0.87 based on PIT quant group	
	6,315,241,942	7,258,898,784
share of empl inc		3.21%

Data 2018	450			
	EI		CPP	
	Employer	Employee	Employer	Employee
All eligible	10,865,061,720	8,203,901,059	20,192,992,368	20,201,558,876
Qualifying CCPC	3,285,893,323	2,369,783,622	6,233,254,438	6,238,184,974
Individual	105,481,807	76,073,394	200,096,253	200,254,530

Employment incorr Share PIT
226,123,989,628
3.2%

	Employer			Employee			Total - Average - 2020
	2017	2018	Average -2020	2017	2018	Average - 2020	
EI	187,682,689	175,512,535	193,485,399	141,713,894	132,524,556	146,095,357	339,580,755
CPP	348,813,030	326,194,492	359,597,513	348,961,008	326,332,874	359,750,066	719,347,580
Total	536,495,719	501,707,028	553,082,912	490,674,903	458,857,430	505,845,423	1,058,928,335

\$ million	Employer			Employee			Total - Average - 2020	Rounded
	2017	2018	Average -2020	2017	2018	Average - 2020		
EI	188	176	193	142	133	146	340	340
CPP	349	326	360	349	326	360	719	720
Total	536	502	553	491	459	506	1,059	1,060
Rounded			555			505		

Data 2018	EI		CPP	
	Employer	Employee	Employer	Employee
	All eligible	6,683,413,702	4,773,866,930	10,864,534,041
Qualifying CCPC	3,285,893,323	2,369,783,622	6,233,254,438	6,238,184,974
Individual	105,481,807	76,073,394	200,096,253	200,254,530

Employment incorr Share PIT
226,123,989,628
3.2%

	Employer			Employee			Total - Average - 2020
	2017	2018	Average -2020	2017	2018	Average - 2020	
EI	329,854,429	308,465,248	340,052,756	235,610,306	220,332,320	242,894,826	582,947,582
CPP	536,210,211	501,440,033	552,788,576	536,210,211	501,440,033	552,788,576	1,105,577,153
Total	866,064,640	809,905,280	892,841,332	771,820,517	721,772,352	795,683,402	1,688,524,734

s.69(1)(g) re: (d)
s.69(1)(g) re: (e)

\$ million	Employer			Employee			Total - Average - 2020	Rounded
	2017	2018	Average -2020	2017	2018	Average - 2020		
EI	330	308	340	236	220	243	583	585
CPP	536	501	553	536	501	553	1,106	1,105
Total	866	810	893	772	722	796	1,689	1,690
Rounded			895			795		

Data 2018	EI		CPP		QPP		QPIP	
	Employer	Employee	Employer	Employee	Employer	Employee	Employer	Employee
All eligible	10,865,061,720	0	20,192,992,368	0	5,957,684,027	0	992,672,822	0
Qualifying CCPC	3,285,893,323	0	6,233,254,438	0	2,137,277,044	0	350,200,155	0
Individual	105,481,807	0	200,096,253	0	68,609,606	0	11,241,919	0

Employment incor Share PIT
226,123,989,628

3.2%

	Employer			Employee			Total - Average - 2020
	2017	2018	Average -2020	2017	2018	Average - 2020	
EI	125,121,793	117,008,357	128,990,266	0	0	0	128,990,266
CPP	232,542,020	217,462,995	239,731,676	0	0	0	239,731,676
QPP	68,608,548	64,159,674	70,729,764	0	0	0	70,729,764
QPIP	11,431,597	10,690,323	11,785,035	0	0	0	11,785,035
Total	437,703,957	409,321,349	451,236,740	0	0	0	451,236,740

\$ million	Employer			Employee			Total - Average - 2020	Rounded
	2017	2018	Average -2020	2017	2018	Average - 2020		
EI	125	117	129	0	0	0	129	130
CPP	233	217	240	0	0	0	240	240
QPP	69	64	71	0	0	0	71	70
QPIP	11	11	12	0	0	0	12	10
Total	438	409	451	0	0	0	451	450
Rounded			450			0		

.....

Data 2018	EI		CPP		QPP		QPIP	
	Employer	Employee	Employer	Employee	Employer	Employee	Employer	Employee
All eligible	10,865,061,720	0	20,192,992,368	0	5,957,684,027	0	992,672,822	0
Qualifying CCPC	3,285,893,323	0	6,233,254,438	0	2,137,277,044	0	350,200,155	0
Individual	105,481,807	0	200,096,253	0	68,609,606	0	11,241,919	0

s.69(1)(g) re: (d)
s.69(1)(g) re: (e)

Employment incom Share PIT
226,123,989,628
3.2%

	Employer			Employee			Total - Average -
	2017	2018	Average -2020	2017	2018	Average - 2020	2020
EI	536,236,254	501,464,387	552,815,425	0	0	0	552,815,425
CPP	996,608,658	931,984,263	1,027,421,467	0	0	0	1,027,421,467
QPP	294,036,633	274,970,032	303,127,558	0	0	0	303,127,558
QPIP	48,992,557	45,815,669	50,507,292	0	0	0	50,507,292
Total	1,875,874,102	1,754,234,351	1,933,871,742	0	0	0	1,933,871,742

\$ million	Employer			Employee			Total - Average -	Rounded
	2017	2018	Average -2020	2017	2018	Average - 2020	2020	
EI	536	501	553	0	0	0	553	555
CPP	997	932	1,027	0	0	0	1,027	1,025
QPP	294	275	303	0	0	0	303	305
QPIP	49	46	51	0	0	0	51	50
Total	1,876	1,754	1,934	0	0	0	1,934	1,935
Rounded			1,935			0		

Data 2018	EI		CPP		QPP		QPIP	
	Employer	Employee	Employer	Employee	Employer	Employee	Employer	Employee
All eligible	10,865,061,720	0	20,192,992,368	0	5,957,684,027	0	992,672,822	0
Qualifying CCPC	3,285,893,323	0	6,233,254,438	0	2,137,277,044	0	350,200,155	0
Individual	105,481,807	0	200,096,253	0	68,609,606	0	11,241,919	0

Employment incom Share PIT
226,123,989,628
3.2%

	Employer			Employee			Total - Average -
	2017	2018	Average -2020	2017	2018	Average - 2020	2020
EI	759,668,027	710,407,882	783,155,185	0	0	0	783,155,185
CPP	1,411,862,266	1,320,311,039	1,455,513,745	0	0	0	1,455,513,745
QPP	416,551,897	389,540,879	429,430,707	0	0	0	429,430,707
QPIP	69,406,122	64,905,531	71,551,997	0	0	0	71,551,997
Total	2,657,488,312	2,485,165,330	2,739,651,634	0	0	0	2,739,651,634

\$ million	Employer			Employee			Total - Average -	Rounded
	2017	2018	Average -2020	2017	2018	Average - 2020	2020	
EI	760	710	783	0	0	0	783	785

CPP	1,412	1,320	1,456	0	0	0	1,456	1,455
QPP	417	390	429	0	0	0	429	430
QPIP	69	65	72	0	0	0	72	70
Total	2,657	2,485	2,740	0	0	0	2,740	2,740
Rounded			2,740			0		

SUM_of_sum_empt_incamt	SUM_of_CTOT_EMSUM_of_CTOT_EMSUM_of_CTOT_EMSUM_of_CTOT_EMSUM_of_sum_empSUM_of_sum_empSUM_of_CCTOT_EISUM_of_CCTOSUM_of_CCTOT_EISUM_of_CCTOT_EMPR_PPIPP_AMT
226,123,989,628	3,285,893,3232,369,783,6226,233,254,4386,238,184,974254,437,160350,200,1552,137,277,044#####490,056,172685,899,788

s.18(d)

s.21(1)(b)

- _____
- Jan-2020
 - Feb-2020
 - Mar-2020
 - Apr-2020
 - May-2020
 - Jun-2020
 - Jul-2020
 - Aug-2020
 - Sep-2020
 - Oct-2020
 - Nov-2020
 - Dec-2020

year	province	sum_add_wage_sub_emplr	
2018	00 Newfoundland and Labrador	3,036,301,170	1.1%
2018	01 Prince Edward Island	853,123,058	0.3%
2018	02 Nova Scotia	6,002,345,142	2.2%
2018	03 New Brunswick	4,720,573,977	1.7%
2018	04 Quebec	58,567,837,445	21.0%
2018	05 Ontario	110,953,501,993	39.8%
2018	06 Manitoba	9,306,852,325	3.3%
2018	07 Saskatchewan	7,548,212,740	2.7%
2018	08 Alberta	38,258,111,917	13.7%
2018	09 British Columbia	38,078,279,868	13.7%
2018	10 Northwest Territories	462,978,129	0.2%
2018	11 Yukon	347,560,200	0.1%
2018	12 Outside Canada	290,486,984	0.1%
2018	16 Nunavut	328,095,077	0.1%
		278,754,260,025	

BUS_SAL_E		clt_id	
Sum	N		
Nfld.	94812599	2,241	1.5%
P.E.I.	26526252	895	0.4%
N.S.	1.47E+08	4,618	2.3%
N.B.	1.31E+08	3,910	2.1%
Que.	1.46E+09	37,200	23.1%
Ont.	2.69E+09	68,977	42.6%
Man.	2.97E+08	9,134	4.7%
Sask.	2.35E+08	7,957	3.7%
Alta.	3.49E+08	13,287	5.5%
B.C.	8.46E+08	29,847	13.4%
N.W.T	8072495	136	0.1%
Yuk.	14529026	366	0.2%
Nu.	1000396	31	0.0%
Other	15476877	323	0.2%
All	6.32E+09	178922	100.0%

	CIT	PIT
Newfoundland and Labrador	1.1%	1.5%
Prince Edward Island	0.3%	0.4%
Nova Scotia	2.2%	2.3%
New Brunswick	1.7%	2.1%
Quebec	21.0%	23.1%
Ontario	39.8%	42.6%
Manitoba	3.3%	4.7%
Saskatchewan	2.7%	3.7%
Alberta	13.7%	5.5%
British Columbia	13.7%	13.4%
Northwest Territories	0.2%	0.1%
Yukon	0.1%	0.2%
Nunavut	0.1%	0.0%

	Share of cost
CIT	99.0%
PIT	1.02%

Outside Canada	0.1%	0.2%
Total	100.0%	100.0%

Pages 682 to / à 695

are duplicates

sont des duplicatas

emplr_EI_dum	emplr_CPP_dum	COUNT_of_INT_BN	SUM_of_sum_wage_sub_per_ir	80%	75%	12 weeks	SUM_of_count_slip
0	0	101,113	2,353,470,192	1,882,776,154	1,412,082,115	325,865,104	185,327
0	1	287,665	10,315,255,474	8,252,204,379	6,189,153,284	1,428,266,143	426,123
1	0	209,802	61,591,931,246	49,273,544,997	36,955,158,748	8,528,113,557	4,175,121
1	1	692,655	354,513,546,817	283,610,837,454	212,708,128,090	49,086,491,098	19,401,466
		1,291,235	428,774,203,729	343,019,362,983	257,264,522,237	59,368,735,901	24,188,037

emplr_EI_dum	emplr_CPP_dum	Count of employer	Share of CEWS	Count of slip
0	0	101,113	0.5%	185,327
0	1	287,665	2.4%	426,123
1	0	209,802	14.4%	4,175,121
1	1	692,655	82.7%	19,401,466
		1,291,235	100.0%	24,188,037

emple_EI_dum	emple_CPP_dum	SUM_of_dum_count	SUM_of_wage_sub_per_ind	SUM_of_EMPT_INCAMT
0	0	592,600	8,236,592,328	19,456,460,622
0	1	909,892	24,551,262,292	53,366,049,913
1	0	6,347,664	90,074,839,530	150,582,514,494
1	1	15,968,841	305,726,708,696	560,363,821,016

emple_EI_dum	emple_CPP_dum	Count of slip	Share of CEWS
0	0	592,600	1.9%
0	1	909,892	5.7%
1	0	6,347,664	21.0%
1	1	15,968,841	71.3%
		23,818,997	100.0%

emple_EI_dum	emple_CPP_dum	emple_QPP_dum	SUM_of_dum_count	SUM_of_wage_sub_per_inc	SUM_of_EMPT_INCAMT	
0	0	0	0	402,069	3,460,320,687	9,463,625,287
0	0	0	1	190,531	4,776,271,641	9,992,835,335
0	1	0	0	909,805	24,549,559,528	53,363,342,775
0	1	1	1	87	1,702,764	2,707,138
1	0	0	0	1,592,362	5,747,424,563	9,671,627,324
1	0	1	1	4,755,302	84,327,414,968	140,910,887,170
1	1	1	0	15,968,554	305,721,501,648	560,355,510,342
1	1	1	1	287	5,207,048	8,310,675

emple_EI_dum	emple_CPP_dum	emple_QPP_dum	Count of slip	Share of CEWS	
0	0	0	0	402,069	0.8%
0	0	0	1	190,531	1.1%
0	1	0	0	909,805	5.7%
0	1	1	1	87	0.0%
1	0	0	0	1,592,362	1.3%
1	0	1	1	4,755,302	19.7%
1	1	0	0	15,968,554	71.3%
1	1	1	1	287	0.0%
				23,818,997	100.0%

province	SUM_of_sum_empt_incamt	SUM_of_CTOT_EMPR_EIP_AMT	SUM_of_CTOT_EMPE_EIP_AMT	SUM_of_CTOT_EMPR_CPP_CNAMT	SUM_of_CTOT_EMPE_CPP_CNAMT
00 Newfoundland and Labrador	8,371,774,766	1,784,968,519	1,414,671,033	3,490,228,844	3,490,595,978
01 Prince Edward Island	2,007,155,647	1,196,117,056	948,229,042	2,357,510,903	2,357,630,300
02 Nova Scotia	15,175,206,685	2,397,538,298	1,894,837,560	4,688,816,706	4,689,259,862
03 New Brunswick	11,607,105,483	2,071,512,196	1,640,626,305	4,001,303,637	4,001,635,970
04 Quebec	152,592,866,508	4,064,212,787	3,166,424,375	4,914,844,038	4,915,052,761
05 Ontario	321,440,446,613	6,338,052,729	4,841,518,131	13,058,084,734	13,061,585,654
06 Manitoba	24,338,311,117	2,625,528,843	2,071,596,363	5,245,552,702	5,246,008,463
07 Saskatchewan	20,430,231,321	2,473,660,903	1,951,212,422	5,016,989,561	5,017,561,106
08 Alberta	117,665,914,885	4,128,310,331	3,211,730,227	8,538,213,752	8,540,304,111
09 British Columbia	105,583,039,953	4,197,241,541	3,252,171,044	8,643,640,619	8,645,715,065
10 Northwest Territories	1,412,600,253	621,729,209	499,322,921	1,285,166,810	1,285,217,298
11 Yukon	897,032,986	631,890,106	506,000,488	1,305,831,424	1,305,875,470
12 Outside Canada	1,586,516,699	954,404,750	784,342,860	2,025,352,643	2,025,413,355
16 Nunavut	971,804,864	248,257,303	202,085,295	496,538,853	496,554,045

Amount

Newfoundland and Labrador	6,014,327,169	5.2%
Prince Edward Island	3,991,326,100	3.5%
Nova Scotia	8,064,516,464	7.0%
New Brunswick	7,012,537,563	6.1%
Quebec	15,928,505,226	13.8%
Ontario	21,134,889,439	18.3%
Manitoba	8,804,305,321	7.6%
Saskatchewan	8,268,068,618	7.2%
Alberta	13,854,503,527	12.0%
British Columbia	14,017,498,610	12.1%
Northwest Territories	2,102,616,497	1.8%
Yukon	2,124,198,047	1.8%
Outside Canada	3,364,710,982	2.9%
Nunavut	867,873,586	0.8%
	115,549,877,149	

province	SUM_of_empr_eip_amt	SUM_of_EMPE_EIP_AMT	SUM_of_empr_CPP_amt	SUM_of_EMPE_CPP_CNAMT	SUM_of_empr_QPP_amt
00 Newfoundland and Labrador	127991718.8	91422656.25	267239937.6	267239937.6	425.47
01 Prince Edward Island	36106829.42	25790592.44	74234818.18	74234818.18	3260.86
02 Nova Scotia	257552355.2	183965968	529905063.4	529905063.4	13152.93

03 New Brunswick	201615640.1	144011171.5	417339038	417339038	6732.68
04 Quebec	1954891384	1396350989	315209.98	315209.98	5786081549
05 Ontario	4576637095	3269026497	9796005848	9796005848	111865.5
06 Manitoba	386996108.3	276425791.7	816678004.8	816678004.8	9030
07 Saskatchewan	309293082.6	220923630.5	662638624.8	662638624.8	7500.36
08 Alberta	1548200127	1105857234	3389625465	3389625465	48672.43
09 British Columbia	1552801276	1109143768	3354418861	3354418861	34042.12
10 Northwest Territories	19328646.29	13806175.92	40828850.38	40828850.38	350.69
11 Yukon	14415952.89	10297109.21	30534523.59	30534523.59	0
12 Outside Canada	5263197.674	3759426.91	11874889.19	11874889.19	1243145.5
16 Nunavut	13961849.73	9972749.81	28867087.68	28867087.68	420

Amount		
Newfoundland and Labrador	395232138.5	1.1%
Prince Edward Island	110345983.2	0.3%
Nova Scotia	787471337.7	2.1%
New Brunswick	618962724.1	1.7%
Quebec	8727497437	23.5%
Ontario	14372820879	38.6%
Manitoba	1203703277	3.2%
Saskatchewan	971941142.4	2.6%
Alberta	4937884270	13.3%
British Columbia	4907261790	13.2%
Northwest Territories	60157868.37	0.2%
Yukon	44950476.48	0.1%
Outside Canada	18485172.38	0.0%
Nunavut	42829471.13	0.1%
	37199543968	

1,96565

	CIT	PIT
Newfoundland and Labrador	20.9	1.0
Prince Edward Island	5.8	0.3
Nova Scotia	41.6	1.5
New Brunswick	32.7	1.4
Quebec	461.0	15.0
Ontario	759.2	27.7
Manitoba	63.6	3.1
Saskatchewan	51.3	2.4

	CIT
Newfoundland and Labrador	20.9
Prince Edward Island	5.8
Nova Scotia	41.6
New Brunswick	32.7
Quebec	461.0
Ontario	759.2
Manitoba	63.6
Saskatchewan	51.3

Alberta	260.8	3.6
British Columbia	259.2	8.7
Northwest Territories	3.2	0.1
Yukon	2.4	0.1
Outside Canada	1.0	0.2
Nunavut	2.3	0.0
Total	1,965.0	65.0

Alberta	260.8
British Columbia	259.2
Northwest Territories	3.2
Yukon	2.4
Outside Canada	1.0
Nunavut	2.3
Total	1,965.0

	BUS_SAL_EAMT	clt_id
	Sum	N
Nfld.	94,812,599	2,241
P.E.I.	26,526,252	895
N.S.	147,232,835	4,618
N.B.	131,249,226	3,910
Que.	1,461,172,739	37,200
Ont.	2,687,829,794	68,977
Man.	297,328,804	9,134
Sask.	234,656,586	7,957
Alta.	349,428,039	13,287
B.C.	845,883,173	29,847
N.W.T	8,072,495	136
Yuk.	14,529,026	366
Nu.	1,000,396	31
Other	15,476,877	323
All	6,315,198,841	178,922

1.5%

0.4%

2.3%

2.1%

23.1%

42.6%

4.7%

3.7%

5.5%

13.4%

0.1%

0.2%

0.0%

0.2%

100.0%

SUM_of_sum_empe_PIPP_amt	SUM_of_sum_empr_PIPP_amt	SUM_of_CCTOT_EMPE_QPP_CNAMT	SUM_of_CCTOT_EMPR_QPP_CNAMT	SUM_of_CCTOT_EMPE_PPIPP_AMT	SUM_of_CCTOT_EMPR_PPIPP_AMT
41	57	739,129,749	739,129,749	183,051,113	256,204,751
7,789	1,075	437,697,066	437,697,066	109,318,339	153,005,777
547	766	978,160,694	978,160,694	241,402,667	337,875,631
938	1,313	939,720,417	939,720,417	232,344,627	325,197,680
715,554,696	992,428,977	5,957,019,424	5,957,019,424	1,440,969,929	2,016,831,999
215,125	66,070	1,738,685,906	1,738,685,906	427,054,429	597,720,342
23,857	20,134	933,203,642	933,203,642	230,080,230	322,028,352
4,530	1,935	777,416,219	777,416,219	192,122,741	268,901,720
42,436	10,006	1,187,969,438	1,187,969,438	291,861,184	408,499,139
15,648	7,611	1,176,608,839	1,176,608,839	289,312,408	404,931,783
15	21	195,720,457	195,720,457	48,688,977	68,146,798
0	0	186,476,517	186,476,517	46,135,347	64,572,648
75,469	105,075	384,848,514	384,848,514	92,435,538	129,376,018
81	114	123,077,316	123,077,316	29,774,163	41,672,962

SUM_of_EMPE_QPP_CNAMT	SUM_of_empr_ppipp_amt	SUM_of_EMPE_PPIPP_AMT
425.47	56.72720803	40.53
3260.86	1074.723759	7789.24
13152.93	766.2302007	547.45

6732.68	1313.389526	938.38
5786081549	986209294	711110180.8
111865.5	66070.23378	215125
9030	20133.77799	23857.1
7500.36	1934.60354	4529.91
48672.43	10005.61297	42436.14
34042.12	7610.893412	15647.78
350.69	21.0085219	15.01
0	0	0
1243145.5	103940.019	74658.07
420	113.7203467	81.25

PIT
1.0
0.3
1.5
1.4
15.0
27.6
3.1
2.4

3.6
8.7
0.1
0.1
0.2
0.0
65.0

Rate	Costing (\$M)		
	CIT	PIT	Total

s.69(1)(g) re: (d)
s.69(1)(g) re: (e)

	2016A	2017A	2018A	2019A	2020A
SEPHAWE	956	976	1,001	1,024	1,052
Growth from X year to 2020	110.0%	107.9%	105.1%		

2017 increase	1.069340651
12 weeks	0.230769231

PIT		
T2125 salary and wages	Gross up by 1/0.87 based on PIT quant group	
	6,315,241,942	7,258,898,784
share of empl inc		3.21%

Data 2018	EI		CPP		Employment incorr Share PIT 226,123,989,628 3.2%
	Employer	Employee	Employer	Employee	
All eligible	10,865,061,720	8,203,901,059	20,192,992,368	20,201,558,876	
Qualifying CCPC	3,285,893,323	2,369,783,622	6,233,254,438	6,238,184,974	
Individual	105,481,807	76,073,394	200,096,253	200,254,530	

	Employer			Employee			Total - Average - 2020
	2017	2018	Average -2020	2017	2018	Average - 2020	
EI	563,048,067	526,537,606	580,456,196	425,141,683	397,573,667	438,286,070	1,018,742,266
CPP	1,046,439,091	978,583,476	1,078,792,540	1,046,883,024	978,998,622	1,079,250,198	2,158,042,739
Total	1,609,487,158	1,505,121,083	1,659,248,736	1,472,024,708	1,376,572,289	1,517,536,268	3,176,785,004

\$ million	Employer			Employee			Total - Average - 2020	Rounded
	2017	2018	Average -2020	2017	2018	Average - 2020		
EI	563	527	580	425	398	438	1,019	1,020
CPP	1,046	979	1,079	1,047	979	1,079	2,158	2,160
Total	1,609	1,505	1,659	1,472	1,377	1,518	3,177	3,180
Rounded			1,660			1,520		

Data 2018	EI		CPP		Employment incorr Share PIT 226,123,989,628 3.2%
	Employer	Employee	Employer	Employee	
All eligible	6,683,413,702	4,773,866,930	10,864,534,041	10,864,534,041	
Qualifying CCPC	3,285,893,323	2,369,783,622	6,233,254,438	6,238,184,974	
Individual	105,481,807	76,073,394	200,096,253	200,254,530	

s.69(1)(g) re: (d)
s.69(1)(g) re: (e)

	Employer			Employee			Total - Average - 2020
	2017	2018	Average -2020	2017	2018	Average - 2020	
EI	989,563,286	925,395,743	1,020,158,268	706,830,919	660,996,960	728,684,477	1,748,842,746
CPP	1,608,630,633	1,504,320,098	1,658,365,729	1,608,630,633	1,504,320,098	1,658,365,729	3,316,731,458
Total	2,598,193,919	2,429,715,841	2,678,523,997	2,315,461,551	2,165,317,057	2,387,050,206	5,065,574,203

\$ million	Employer			Employee			Total - Average - 2020	Rounded
	2017	2018	Average -2020	2017	2018	Average - 2020		
EI	990	925	1,020	707	661	729	1,749	1,750
CPP	1,609	1,504	1,658	1,609	1,504	1,658	3,317	3,315
Total	2,598	2,430	2,679	2,315	2,165	2,387	5,066	5,065
Rounded			2,680			2,385		

Data 2018	EI		CPP		QPP		QPIP	
	Employer	Employee	Employer	Employee	Employer	Employee	Employer	Employee
All eligible	10,865,061,720	0	20,192,992,368	0	5,957,684,027	0	992,672,822	0
Qualifying CCPC	3,285,893,323	0	6,233,254,438	0	2,137,277,044	0	350,200,155	0
Individual	105,481,807	0	200,096,253	0	68,609,606	0	11,241,919	0

Employment incor Share PIT
226,123,989,628

3.2%

	Employer			Employee			Total - Average - 2020
	2017	2018	Average -2020	2017	2018	Average - 2020	
EI	563,048,067	526,537,606	580,456,196	0	0	0	580,456,196
CPP	1,046,439,091	978,583,476	1,078,792,540	0	0	0	1,078,792,540
QPP	308,738,465	288,718,534	318,283,936	0	0	0	318,283,936
QPIP	51,442,185	48,106,452	53,032,657	0	0	0	53,032,657
Total	1,969,667,808	1,841,946,068	2,030,565,329	0	0	0	2,030,565,329

\$ million	Employer			Employee			Total - Average - 2020	Rounded
	2017	2018	Average -2020	2017	2018	Average - 2020		
EI	563	527	580	0	0	0	580	580
CPP	1,046	979	1,079	0	0	0	1,079	1,080
QPP	309	289	318	0	0	0	318	320
QPIP	51	48	53	0	0	0	53	55
Total	1,970	1,842	2,031	0	0	0	2,031	2,035
Rounded			2,030			0		

s.69(1)(g) re: (d)
s.69(1)(g) re: (e)

Data 2018	EI		CPP		QPP		QPIP	
	Employer	Employee	Employer	Employee	Employer	Employee	Employer	Employee
All eligible	10,865,061,720	0	20,192,992,368	0	5,957,684,027	0	992,672,822	0
Qualifying CCPC	3,285,893,323	0	6,233,254,438	0	2,137,277,044	0	350,200,155	0
Individual	105,481,807	0	200,096,253	0	68,609,606	0	11,241,919	0

Employment incom Share PIT
226,123,989,628

3.2%

	Employer			Employee			Total - Average -
	2017	2018	Average -2020	2017	2018	Average - 2020	2020
EI	1,608,708,762	1,504,393,161	1,658,446,274	0	0	0	1,658,446,274
CPP	2,989,825,975	2,795,952,789	3,082,264,401	0	0	0	3,082,264,401
QPP	882,109,899	824,910,096	909,382,674	0	0	0	909,382,674
QPIP	146,977,671	137,447,006	151,521,877	0	0	0	151,521,877
Total	5,627,622,307	5,262,703,053	5,801,615,225	0	0	0	5,801,615,225

\$ million	Employer			Employee			Total - Average -	Rounded
	2017	2018	Average -2020	2017	2018	Average - 2020	2020	
EI	1,609	1,504	1,658	0	0	0	1,658	1,660
CPP	2,990	2,796	3,082	0	0	0	3,082	3,080
QPP	882	825	909	0	0	0	909	910
QPIP	147	137	152	0	0	0	152	150
Total	5,628	5,263	5,802	0	0	0	5,802	5,800
Rounded			5,800			0		

.....

Data 2018	EI		CPP		QPP		QPIP	
	Employer	Employee	Employer	Employee	Employer	Employee	Employer	Employee
All eligible	10,865,061,720	0	20,192,992,368	0	5,957,684,027	0	992,672,822	0
Qualifying CCPC	3,285,893,323	0	6,233,254,438	0	2,137,277,044	0	350,200,155	0
Individual	105,481,807	0	200,096,253	0	68,609,606	0	11,241,919	0

Employment incom Share PIT
226,123,989,628

3.2%

	Employer			Employee			Total - Average -
	2017	2018	Average -2020	2017	2018	Average - 2020	2020
EI	2,279,004,080	2,131,223,645	2,349,465,555	0	0	0	2,349,465,555
CPP	4,235,586,798	3,960,933,118	4,366,541,234	0	0	0	4,366,541,234
QPP	1,249,655,690	1,168,622,636	1,288,292,121	0	0	0	1,288,292,121
QPIP	208,218,367	194,716,592	214,655,992	0	0	0	214,655,992
Total	7,972,464,935	7,455,495,991	8,218,954,902	0	0	0	8,218,954,902

s.69(1)(g) re: (d)
s.69(1)(g) re: (e)

\$ million	Employer			Employee			Total - Average -	Rounded
	2017	2018	Average -2020	2017	2018	Average - 2020	2020	
EI	2,279	2,131	2,349	0	0	0	2,349	2,350

CPP	4,236	3,961	4,367	0	0	0	4,367	4,365
QPP	1,250	1,169	1,288	0	0	0	1,288	1,290
QPIP	208	195	215	0	0	0	215	215
Total	7,972	7,455	8,219	0	0	0	8,219	8,220
Rounded			8,220			0		

SUM_of_sum_empt_incamt	SUM_of_CTOT_EM	SUM_of_CTOT_EM	SUM_of_CTOT_EM	SUM_of_CTOT_EM	SUM_of_sum_emp	SUM_of_sum_emp	SUM_of_CCTOT_EI	SUM_of_CCTO	SUM_of_CCTOT_EI	SUM_of_CCTOT_EM	PR_PPIP_AMT
226,123,989,628	3,285,893,323	2,369,783,622	6,233,254,438	6,238,184,974	254,437,160	350,200,155	2,137,277,044	#####	490,056,172		685,899,788

SUM_of_CTOT_EM	SUM_of_CTOT_EM	SUM_of_CTOT_EM	SUM_of_CTOT_EM	SUM_of_sum_emp	SUM_of_sum_e	SUM_of_CCTOT_EM	SUM_of_CCTOT_E	SUM_of_CCTOT_EMP	SUM_of_CCTOT_EM
PR_EIP_AMT	PE_EIP_AMT	PR_CPP_CNAMT	PE_CPP_CNAMT	e_PIPP_amt	mpr_PIPP_amt	PE_QPP_CNAMT	MPR_QPP_CNAMT	E_PPIPP_AMT	PR_PPIPP_AMT
10,865,061,720	8,203,901,059	20,192,992,368	20,201,558,876	715,964,085	992,672,822	5,957,684,027	5,957,684,027	1,441,026,716	2,016,911,480

	2016A	2017A	2018A	2019A	2020A
SEPHAWE	956	976	1,001	1,024	1,052
Growth from X year t	110.0%	107.9%	105.1%		

2017 increase	1.069340651
---------------	-------------

	Employer	Employee	Total	*75%*80%	12 weeks
EI	10,865,061,720	8,203,901,059	19,068,962,779	11,441,377,667	2,640,317,923
CPP	20,192,992,368	20,201,558,876	40,394,551,244	24,236,730,746	5,593,091,711
Total	31,058,054,088	28,405,459,935	59,463,514,023	35,678,108,414	8,233,409,634
*75%*80%	18,634,832,453	17,043,275,961	35,678,108,414		
12 weeks	4,300,345,951	3,933,063,683	8,233,409,634		

	Employer			Employee			Total - Average -
	2017	2018	Average -2020	2017	2018	Average - 2020	2020
EI	1,608,708,762	1,504,393,161	1,658,446,274	1,214,690,524	1,135,924,762	1,252,245,914	2,910,692,188
CPP	2,989,825,975	2,795,952,789	3,082,264,401	2,991,094,354	2,797,138,921	3,083,571,995	6,165,836,396
Total	4,598,534,737	4,300,345,951	4,740,710,675	4,205,784,879	3,933,063,683	4,335,817,909	9,076,528,583

	Employer			Employee			Total - Average -	Rounded
	2017	2018	Average -2020	2017	2018	Average - 2020	2020	
EI	1,609	1,504	1,658	1,215	1,136	1,252	2,911	
CPP	2,990	2,796	3,082	2,991	2,797	3,084	6,166	
Total	4,599	4,300	4,741	4,206	3,933	4,336	9,077	
	Rounded							
			4,740			4,335	9,075	

	Employer	Employee	Total	*75%*80%	12 weeks
EI	10,865,061,720	8,203,901,059	19,068,962,779	11,441,377,667	2,640,317,923
CPP	20,192,992,368	20,201,558,876	40,394,551,244	24,236,730,746	5,593,091,711
QPP	5,957,684,027	5,957,684,027	11,915,368,054	7,149,220,832	1,649,820,192
QPIP	992,672,822	715,964,085	1,708,636,907	1,025,182,144	236,580,495
Total	38,008,410,937	35,079,108,047	73,087,518,984	35,678,108,414	8,233,409,634
*75%*80%	22,805,046,562	21,047,464,828	43,852,511,390		
12 weeks	5,262,703,053	4,857,107,268	10,119,810,321		

	Employer			Employee			Total - Average -
	2017	2018	Average -2020	2017	2018	Average - 2020	2020
EI	1,608,708,762	1,504,393,161	1,658,446,274	1,214,690,524	1,135,924,762	1,252,245,914	2,910,692,188
CPP	2,989,825,975	2,795,952,789	3,082,264,401	2,991,094,354	2,797,138,921	3,083,571,995	6,165,836,396
QPP	882,109,899	824,910,096	909,382,674	882,109,899	824,910,096	909,382,674	1,818,765,347
QPIP	146,977,671	137,447,006	151,521,877	106,007,469	99,133,489	109,284,972	260,806,849
Total	5,627,622,307	5,262,703,053	5,801,615,225	5,193,902,247	4,857,107,268	5,354,485,555	11,156,100,780

	Employer			Employee			Total - Average -	Rounded
	2017	2018	Average -2020	2017	2018	Average - 2020	2020	
EI	1,609	1,504	1,658	1,215	1,136	1,252	2,911	2,910
CPP	2,990	2,796	3,082	2,991	2,797	3,084	6,166	6,165
QPP	882	825	909	882	825	909	1,819	1,820
QPIP	147	137	152	106	99	109	261	260
Total	5,628	5,263	5,802	5,194	4,857	5,354	11,156	11,155
		Rounded	5,800			5,355	11,155	

year	province	sum_add_wage_sub_emplr	
2018	00 Newfoundland and Labrador	3,036,301,170	1.1%
2018	01 Prince Edward Island	853,123,058	0.3%
2018	02 Nova Scotia	6,002,345,142	2.2%
2018	03 New Brunswick	4,720,573,977	1.7%
2018	04 Quebec	58,567,837,445	21.0%
2018	05 Ontario	110,953,501,993	39.8%
2018	06 Manitoba	9,306,852,325	3.3%
2018	07 Saskatchewan	7,548,212,740	2.7%
2018	08 Alberta	38,258,111,917	13.7%
2018	09 British Columbia	38,078,279,868	13.7%
2018	10 Northwest Territories	462,978,129	0.2%
2018	11 Yukon	347,560,200	0.1%
2018	12 Outside Canada	290,486,984	0.1%
2018	16 Nunavut	328,095,077	0.1%
		278,754,260,025	

BUS_SAL_E clt_id		
Sum	N	
Nfld.	94812599	2,241 1.5%
P.E.I.	26526252	895 0.4%
N.S.	1.47E+08	4,618 2.3%
N.B.	1.31E+08	3,910 2.1%
Que.	1.46E+09	37,200 23.1%
Ont.	2.69E+09	68,977 42.6%
Man.	2.97E+08	9,134 4.7%
Sask.	2.35E+08	7,957 3.7%
Alta.	3.49E+08	13,287 5.5%
B.C.	8.46E+08	29,847 13.4%
N.W.T	8072495	136 0.1%
Yuk.	14529026	366 0.2%
Nu.	1000396	31 0.0%
Other	15476877	323 0.2%
All	6.32E+09	178922 100.0%

	CIT	PIT
Newfoundland and Labrador	1.1%	1.5%
Prince Edward Island	0.3%	0.4%
Nova Scotia	2.2%	2.3%
New Brunswick	1.7%	2.1%
Quebec	21.0%	23.1%
Ontario	39.8%	42.6%
Manitoba	3.3%	4.7%
Saskatchewan	2.7%	3.7%
Alberta	13.7%	5.5%
British Columbia	13.7%	13.4%
Northwest Territories	0.2%	0.1%
Yukon	0.1%	0.2%
Nunavut	0.1%	0.0%

	Share of cost
CIT	99.0%
PIT	1.02%

Outside Canada	0.1%	0.2%
Total	100.0%	100.0%

	Measure already announced			Cost	Diff.	Cost	Diff.	Cost	Diff.	Cost	Diff.	Cost	Diff.	Cost	Diff.	Cost	Diff.	Cost	Diff.	
CIT																				
PIT																				
Total																				

	Measure already announced			Cost	Diff.	Cost	Diff.	Cost	Diff.	Cost	Diff.	Cost	Diff.	Cost	Diff.	Cost	Diff.	Cost	Diff.
CIT																			
PIT																			
Total																			

	Measure already announced			Cost	Diff.	Cost	Diff.	Cost	Diff.	Cost	Diff.	Cost	Diff.	Cost	Diff.	Cost	Diff.	Cost	Diff.
CIT																			
PIT																			
Total																			

	Measure already announced			Cost	Diff.	Cost	Diff.	Cost	Diff.	Cost	Diff.	Cost	Diff.	Cost	Diff.	Cost	Diff.	Cost	Diff.
CIT																			
PIT																			
Total																			

BLANK PAGE

Cost	Diff.	Cost	Diff.	Cost	Diff.	Cost	Diff.	Cost	Diff.	Cost	Diff.	Cost	Diff.	Cost	Diff.	Cost	Diff.	Cost	Diff.	Cost	Diff.	

Cost	Diff.	Cost	Diff.	Cost	Diff.	Cost	Diff.	Cost	Diff.	Cost	Diff.	Cost	Diff.	Cost	Diff.	Cost	Diff.	Cost	Diff.	Cost	Diff.

Cost	Diff.	Cost	Diff.	Cost	Diff.	Cost	Diff.	Cost	Diff.	Cost	Diff.	Cost	Diff.	Cost	Diff.	Cost	Diff.	Cost	Diff.	Cost	Diff.

Cost	Diff.	Cost	Diff.	Cost	Diff.	Cost	Diff.	Cost	Diff.	Cost	Diff.	Cost	Diff.	Cost	Diff.	Cost	Diff.	Cost	Diff.	Cost	Diff.

s.69(1)(g) re: (d)

s.69(1)(g) re: (e)

Effective CIT/PIT tax rate	10%	
Effective CIT tax rate (all corporations)	10%	
Effective CIT reduced tax rate	6%	Taxable PIT
Effective PIT tax rate	22%	64%
Effective partnerships tax rate	14%	

	2016A	2017A	2018A	2019A	2020A
SEPHAWE	956	976	1,001	1,024	1,052
Growth from X year to 2020	110.0%	107.9%	105.1%		

	Share of cost	\$ million					Total Without Tax exempt and partnerhsips
		2017	2018	Total	Total adjusted for share	Partnerhsips only	
Tier 1 - CIT							
Tier 1 - PIT							
Tier 2 - CIT							
Tier 2 - PIT							
Total Gross - CIT							
Total Gross - PIT							
Income Inclusion - CIT							
Income Inclusion - PIT							
Total Net - CIT							
Total Net - PIT							
Total Net							
Total Net - CIT - Rounded							
Total Net - PIT - Rounded							
Total Net - Rounded							

	Share of cost	\$ million					Total Without Tax exempt and partnerhsips
		2017	2018	Total	Total adjusted for share	Partnerhsips only	
Tier 1 - CIT							
Tier 1 - PIT							
Tier 2 - CIT							
Tier 2 - PIT							

s.69(1)(g) re: (d)
s.69(1)(g) re: (e)

Total Gross - CIT
Total Gross - PIT

Income Inclusion - CIT
Income Inclusion - PIT

Total Net - CIT
Total Net - PIT
Total Net

Total Net - CIT - Rounded
Total Net - PIT - Rounded
Total Net - Rounded

	Share of cost	\$ million					Total Without Tax exempt and partnerhsips
		2017	2018	Total	Total adjusted for share	Partnerhsips only	
Tier 1 - CIT							
Tier 1 - PIT							
Tier 2 - CIT							
Tier 2 - PIT							
Total Gross - CIT							
Total Gross - PIT							
Income Inclusion - CIT							
Income Inclusion - PIT							
Total Net - CIT							
Total Net - PIT							
Total Net							
Total Net - CIT - Rounded							
Total Net - PIT - Rounded							
Total Net - Rounded							
	Share of cost	\$ million					Total Without Tax exempt and partnerhsips
		2017	2018	Total	Total adjusted for share	Partnerhsips only	

s.69(1)(g) re: (d)
s.69(1)(g) re: (e)

Tier 1 - CIT

Tier 1 - PIT

Tier 2 - CIT

Tier 2 - PIT

Total Gross - CIT

Total Gross - PIT

Income Inclusion - CIT

Income Inclusion - PIT

Total Net - CIT

Total Net - PIT

Total Net

Total Net - CIT - Rounded

Total Net - PIT - Rounded

Total Net - Rounded

Share of cost

\$ million

Total Without Tax
exempt and
partnerhsips

2017

2018

Total

Total adjusted for share

Partnerhsips only

Tier 1 - CIT

Tier 1 - PIT

Tier 2 - CIT

Tier 2 - PIT

Total Gross - CIT

Total Gross - PIT

Income Inclusion - CIT

Income Inclusion - PIT

Total Net - CIT

Total Net - PIT

Total Net

s.69(1)(g) re: (d)

s.69(1)(g) re: (e)

Total Net - CIT - Rounded

Total Net - PIT - Rounded

Total Net - Rounded

	Share of cost	\$ million					Total Without Tax exempt and partnerhsips
		2017	2018	Total	Total adjusted for share	Partnerhsips only	partnerhsips
Tier 1 - CIT							
Tier 1 - PIT							
Tier 2 - CIT							
Tier 2 - PIT							
Total Gross - CIT							
Total Gross - PIT							
Income Inclusion - CIT							
Income Inclusion - PIT							
Total Net - CIT							
Total Net - PIT							
Total Net							
Total Net - CIT - Rounded							
Total Net - PIT - Rounded							
Total Net - Rounded							

	Share of cost	\$ million					Total Without Tax exempt and partnerhsips
		2017	2018	Total	Total adjusted for share	Partnerhsips only	partnerhsips
Tier 1 - CIT							
Tier 1 - PIT							
Tier 2 - CIT							
Tier 2 - PIT							
Total Gross - CIT							
Total Gross - PIT							
Income Inclusion - CIT							
Income Inclusion - PIT							
Total Net - CIT							
Total Net - PIT							

s.69(1)(g) re: (d)
s.69(1)(g) re: (e)

Total Net

Total Net - CIT - Rounded
Total Net - PIT - Rounded
Total Net - Rounded

	Share of cost	\$ million					Total Without Tax exempt and partnerhsips
		2017	2018	Total	Total adjusted for share	Partnerhsips only	
Tier 1 - CIT							
Tier 1 - PIT							
Tier 2 - CIT							
Tier 2 - PIT							
Total Gross - CIT							
Total Gross - PIT							
Income Inclusion - CIT							
Income Inclusion - PIT							

Total Net - CIT
Total Net - PIT
Total Net

Total Net - CIT - Rounded
Total Net - PIT - Rounded
Total Net - Rounded

	Share of cost	\$ million					Total Without Tax exempt and partnerhsips
		2017	2018	Total	Total adjusted for share	Partnerhsips only	
Tier 1 - CIT							
Tier 1 - PIT							
Tier 2 - CIT							
Tier 2 - PIT							
Total Gross - CIT							
Total Gross - PIT							

s.69(1)(g) re: (d)
s.69(1)(g) re: (e)

Income Inclusion - CIT
Income Inclusion - PIT

Total Net - CIT
Total Net - PIT
Total Net

Total Net - CIT - Rounded
Total Net - PIT - Rounded
Total Net - Rounded

	Share of cost	\$ million					Total Without Tax exempt and partnerships
		2017	2018	Total	Total adjusted for share	Partnerships only	
Tier 1 - CIT							
Tier 1 - PIT							
Tier 2 - CIT							
Tier 2 - PIT							
Total Gross - CIT							
Total Gross - PIT							

Income Inclusion - CIT
Income Inclusion - PIT

Total Net - CIT
Total Net - PIT
Total Net

Total Net - CIT - Rounded
Total Net - PIT - Rounded
Total Net - Rounded

	Share of cost	\$ million					Total Without Tax exempt and partnerships
		2017	2018	Total	Total adjusted for share	Partnerships only	
Tier 1 - CIT							
Tier 1 - PIT							
Tier 2 - CIT							

s.69(1)(g) re: (d)
s.69(1)(g) re: (e)

Tier 2 - PIT

Total Gross - CIT

Total Gross - PIT

Income Inclusion - CIT

Income Inclusion - PIT

Total Net - CIT

Total Net - PIT

Total Net

Total Net - CIT - Rounded

Total Net - PIT - Rounded

Total Net - Rounded

Share of cost		\$ million					Total Without Tax exempt and partnerhsips
		2017	2018	Total	Total adjusted for share	Partnerhsips only	
Tier 1 - CIT							
Tier 1 - PIT							
Tier 2 - CIT							
Tier 2 - PIT							
Total Gross - CIT							
Total Gross - PIT							
Income Inclusion - CIT							
Income Inclusion - PIT							
Total Net - CIT							
Total Net - PIT							
Total Net							
Total Net - CIT - Rounded							
Total Net - PIT - Rounded							
Total Net - Rounded							

	Share of cost	\$ million				
--	---------------	------------	--	--	--	--

s.69(1)(g) re: (d)
s.69(1)(g) re: (e)

		2017	2018	Total	Total adjusted for share	Partnerhsips only	Total Without Tax exempt and partnerhsips
Tier 1 - CIT							
Tier 1 - PIT							
Tier 2 - CIT							
Tier 2 - PIT							
Total Gross - CIT							
Total Gross - PIT							
Income Inclusion - CIT							
Income Inclusion - PIT							
Total Net - CIT							
Total Net - PIT							
Total Net							
Total Net - CIT - Rounded							
Total Net - PIT - Rounded							
Total Net - Rounded							

	Share of cost	\$ million					
		2017	2018	Total	Total adjusted for share	Partnerhsips only	Total Without Tax exempt and partnerhsips
Tier 1 - CIT							
Tier 1 - PIT							
Tier 2 - CIT							
Tier 2 - PIT							
Total Gross - CIT							
Total Gross - PIT							
Income Inclusion - CIT							
Income Inclusion - PIT							
Total Net - CIT							
Total Net - PIT							
Total Net							

s.69(1)(g) re: (d)
s.69(1)(g) re: (e)

Total Net - CIT - Rounded
Total Net - PIT - Rounded
Total Net - Rounded

	Share of cost	\$ million					Total Without Tax exempt and partnerhsips
		2017	2018	Total	Total adjusted for share	Partnerhsips only	
Tier 1 - CIT							
Tier 1 - PIT							
Tier 2 - CIT							
Tier 2 - PIT							
Total Gross - CIT							
Total Gross - PIT							
Income Inclusion - CIT							
Income Inclusion - PIT							
Total Net - CIT							
Total Net - PIT							
Total Net							

Total Net - CIT - Rounded
Total Net - PIT - Rounded
Total Net - Rounded

	Share of cost	\$ million					Total Without Tax exempt and partnerhsips
		2017	2018	Total	Total adjusted for share	Partnerhsips only	
Tier 1 - CIT							
Tier 1 - PIT							
Tier 2 - CIT							
Tier 2 - PIT							
Total Gross - CIT							
Total Gross - PIT							
Income Inclusion - CIT							
Income Inclusion - PIT							

s.69(1)(g) re: (d)
s.69(1)(g) re: (e)

Total Net - CIT
Total Net - PIT
Total Net

Total Net - CIT - Rounded
Total Net - PIT - Rounded
Total Net - Rounded

	Share of cost	\$ million					Total Without Tax exempt and partnerhsips
		2017	2018	Total	Total adjusted for share	Partnerhsips only	partnerhsips
Tier 1 - CIT							
Tier 1 - PIT							
Tier 2 - CIT							
Tier 2 - PIT							
Total Gross - CIT							
Total Gross - PIT							
Income Inclusion - CIT							
Income Inclusion - PIT							
Total Net - CIT							
Total Net - PIT							
Total Net							
Total Net - CIT - Rounded							
Total Net - PIT - Rounded							
Total Net - Rounded							

	Share of cost	\$ million					Total Without Tax exempt and partnerhsips
		2017	2018	Total	Total adjusted for share	Partnerhsips only	partnerhsips
Tier 1 - CIT							
Tier 1 - PIT							
Tier 2 - CIT							
Tier 2 - PIT							

s.69(1)(g) re: (d)
s.69(1)(g) re: (e)

Total Gross - CIT
Total Gross - PIT

Income Inclusion - CIT
Income Inclusion - PIT

Total Net - CIT
Total Net - PIT
Total Net

Total Net - CIT - Rounded
Total Net - PIT - Rounded
Total Net - Rounded

	Share of cost	\$ million					Total Without Tax exempt and partnerhsips
		2017	2018	Total	Total adjusted for share	Partnerhsips only	
Tier 1 - CIT							
Tier 1 - PIT							
Tier 2 - CIT							
Tier 2 - PIT							
Total Gross - CIT							
Total Gross - PIT							
Income Inclusion - CIT							
Income Inclusion - PIT							
Total Net - CIT							
Total Net - PIT							
Total Net							
Total Net - CIT - Rounded							
Total Net - PIT - Rounded							
Total Net - Rounded							

s.69(1)(g) re: (d)
s.69(1)(g) re: (e)

2017 increase	1.069340651
Available 12 weeks	0.230769231

	Annual limit
--	--------------

year	number_employer	sum_wage_sub_emplr	For 12 weeks
	2017		
	2018		

Unincorporated			For 12 weeks
	2017		
	2018		

T2125 salary and wages	Gross up by 1/0.87 based on PIT quant group
6,315,241,942	7,258,898,784
share of empl inc	3.21%

Cost for corporations			
year	number_employer	sum_add_wage_sub_emplr	For 12 weeks
	2017		
	2018		436300

Qualifying ccpc only			
year	COUNT_of_INT_BN	SUM_of_sum_empt_incamt	sum_add_wage_sub_emplr
	2018		

Partnership only			
year	COUNT_of_INT_BN	SUM_of_sum_empt_incamt	sum_add_wage_sub_emplr
	2018		

year	number_employer	sum_wage_sub_emplr	For 12 weeks
	2017		
	2018		

Unincorporated			For 12 weeks
	2017		
	2018		

T2125 salary and wages	Gross up by 1/0.87 based on PIT quant group
6,315,241,942	7,258,898,784
share of empl inc	3.21%

s.69(1)(g) re: (d)
s.69(1)(g) re: (e)

Cost for corporations

year	number_employer	sum_add_wage_sub_emplr	For 12 weeks
2017			
2018			436300

Qualifying ccpc only			
year	COUNT_of_INT_BN	SUM_of_sum_empt_incamt	sum_add_wage_sub_emplr
2018			

Partnership only			
year	COUNT_of_INT_BN	SUM_of_sum_empt_incamt	sum_add_wage_sub_emplr
2018			

s.69(1)(g) re: (d)
s.69(1)(g) re: (e)

2017 increase	1.069340651
Available 12 weeks	0.230769231

	Annual limit

year	number_employer	sum_wage_sub_emplr	For 12 weeks
	2017		
	2018		

Unincorporated		For 12 weeks
	2017	
	2018	

T2125 salary and wages	Gross up by 1/0.87 based on PIT quant group
6,315,241,942	7,258,898,784
share of empl inc	3.21%

Cost for corporations			
year	number_employer	sum_add_wage_sub_emplr	For 12 weeks
	2017		
	2018		436300

Qualifying ccpc only			
year	COUNT_of_INT_BN	SUM_of_sum_empt_incamt	sum_add_wage_sub_emplr
	2018		

Partnership only			
year	COUNT_of_INT_BN	SUM_of_sum_empt_incamt	sum_add_wage_sub_emplr
	2018		

year	number_employer	sum_wage_sub_emplr	For 12 weeks
	2017		
	2018		

Unincorporated		For 12 weeks
	2017	
	2018	

T2125 salary and wages	Gross up by 1/0.87 based on PIT quant group
6,315,241,942	7,258,898,784
share of empl inc	3.21%

s.69(1)(g) re: (d)
s.69(1)(g) re: (e)

Cost for corporations

year	number_employer	sum_add_wage_sub_emplr	For 12 weeks
	2017		
	2018		436300

Qualifying ccpc only

year	COUNT_of_INT_BN	SUM_of_sum_empt_incamt	sum_add_wage_sub_emplr	
	2018			#REF!

Partnership only

year	COUNT_of_INT_BN	SUM_of_sum_empt_incamt	sum_add_wage_sub_emplr
	2018		

s.69(1)(g) re: (d)
s.69(1)(g) re: (e)

2017 increase	1.069340651
Available 12 weeks	0.230769231

Annual limit

year	number_employer	sum_wage_sub_emplr	For 12 weeks
	2017		
	2018		

Unincorporated			For 12 weeks
	2017		
	2018		

T2125 salary and wages	Gross up by 1/0.87 based on PIT quant group
6,315,241,942	7,258,898,784
share of empl inc	3.21%

Cost for corporations			
year	number_employer	sum_add_wage_sub_emplr	For 12 weeks
	2017		
	2018		436300

Qualifying ccpc only			
year	COUNT_of_INT_BN	SUM_of_sum_empt_incamt	sum_add_wage_sub_emplr
	2018		

Partnership only			
year	COUNT_of_INT_BN	SUM_of_sum_empt_incamt	sum_add_wage_sub_emplr
	2018		

year	number_employer	sum_wage_sub_emplr	For 12 weeks
	2017		
	2018		

Unincorporated			For 12 weeks
	2017		
	2018		

T2125 salary and wages	Gross up by 1/0.87 based on PIT quant group
6,315,241,942	7,258,898,784
share of empl inc	3.21%

s.69(1)(g) re: (d)
s.69(1)(g) re: (e)

Cost for corporations

year	number_employer	sum_add_wage_sub_emplr	For 12 weeks
	2017		
	2018		436300

Qualifying ccpc only

year	COUNT_of_INT_BN	SUM_of_sum_empt_incamt	sum_add_wage_sub_emplr	#REF!
	2018			

Partnership only

year	COUNT_of_INT_BN	SUM_of_sum_empt_incamt	sum_add_wage_sub_emplr
	2018		

s.69(1)(g) re: (d)
s.69(1)(g) re: (e)

2017 increase	1.069340651
Available 12 weeks	0.230769231

	Annual limit

year	number_employ	sum_wage_sub_empt	For 12 weeks
	2017		
	2018		

Unincorporated		For 12 weeks
	2017	
	2018	

T2125 salary and wages	Gross up by 1/0.87 based on PIT quant group
6,315,241,942	7,258,898,784
share of empl inc	3.21%

Cost for corporations		For 12 weeks
year	number_employ	sum_add_wage_sub_emplr
	2017	
	2018	436300

Qualifying ccpc only		
year	COUNT_of_INT_	SUM_of_sum_empt_incamt
	2018	sum_add_wage_sub_emplr

Partnership only		
year	COUNT_of_INT_	SUM_of_sum_empt_incamt
	2018	sum_add_wage_sub_emplr

year	number_employ	sum_wage_sub_emplr	For 12 weeks
	2017		
	2018		

Unincorporated		For 12 weeks
	2017	
	2018	

T2125 salary and wages	Gross up by 1/0.87 based on PIT quant group
6,315,241,942	7,258,898,784
share of empl inc	3.21%

Cost for corporations

s.69(1)(g) re: (d)
s.69(1)(g) re: (e)

year	number_employ	sum_add_wage_sub_emplr	For 12 weeks
2017			
2018			436300

Qualifying ccpc only

year	COUNT_of_INT_	SUM_of_sum_empt_incamt	sum_add_wage_sub_emplr
2018			

Partnership only

year	COUNT_of_INT_	SUM_of_sum_empt_incamt	sum_add_wage_sub_emplr
2018			

s.69(1)(g) re: (d)
s.69(1)(g) re: (e)

2017 increase	1.069340651
Available 12 weeks	0.230769231

Annual limit

year	number_employer	sum_wage_sub_emplr	For 12 weeks
2017			
2018			

Unincorporated			For 12 weeks
2017			
2018			

T2125 salary and wages	Gross up by 1/0.87 based on PIT quant group
6,315,241,942	7,258,898,784
share of empl inc	3.21%

Cost for corporations			
year	number_employer	sum_add_wage_sub_emplr	For 12 weeks
2017			
2018			436300

Qualifying ccpc only			
year	COUNT_of_INT_BN	SUM_of_sum_empt_incamt	sum_add_wage_sub_emplr
2018			

Partnership only			
year	COUNT_of_INT_BN	SUM_of_sum_empt_incamt	sum_add_wage_sub_emplr
2018			

NPO only			
year	COUNT_of_INT_BN	SUM_of_sum_empt_incamt	sum_add_wage_sub_emplr
2018			

Charities only			
year	COUNT_of_INT_BN	SUM_of_sum_empt_incamt	sum_add_wage_sub_emplr
2018			

year	number_employer	sum_wage_sub_emplr	For 12 weeks
2017			
2018			

s.69(1)(g) re: (d)
s.69(1)(g) re: (e)

[REDACTED]

Unincorporated
2017
2018

For 12 weeks

T2125 salary and wages Gross up by 1/0.87 based on PIT quant group
6,315,241,942 7,258,898,784
share of empl inc 3.21%

Cost for corporations
year number_employer sum_add_wage_sub_emplr For 12 weeks
2017
2018

436300

Qualifying ccpc only
year COUNT_of_INT_BN SUM_of_sum_empt_incamt sum_add_wage_sub_emplr
2018

Partnership only
year COUNT_of_INT_BN SUM_of_sum_empt_incamt sum_add_wage_sub_emplr
2018

NPO only
year COUNT_of_INT_BN SUM_of_sum_empt_incamt sum_add_wage_sub_emplr
2018

Charities only
year COUNT_of_INT_BN SUM_of_sum_empt_incamt sum_add_wage_sub_emplr
2018

s.69(1)(g) re: (d)
s.69(1)(g) re: (e)

2017 increase	1.069340651
Available 12 weeks	0.230769231

	Annual limit

year	number_employer	sum_wage_sub_emplr	For 12 weeks
	2017		
	2018		

Unincorporated		For 12 weeks
	2017	
	2018	

T2125 salary and wages	Gross up by 1/0.87 based on PIT quant group
6,315,241,942	7,258,898,784
share of empl inc	3.30%

<u>Cost for corporations</u>			
year	number_employer	sum_add_wage_sub_emplr	For 12 weeks
2017			
2018			

Qualifying ccpc only			
year	COUNT_of_INT_BN	SUM_of_sum_empt_incamt	sum_add_wage_sub_emplr
	2018		

#REF!

Partnership only			
year	COUNT_of_INT_BN	SUM_of_sum_empt_incamt	sum_add_wage_sub_emplr
	2018		

year	number_employer	sum_wage_sub_emplr	For 12 weeks
	2017		
	2018		

Unincorporated		For 12 weeks
	2017	
	2018	

T2125 salary and wages	Gross up by 1/0.87 based on PIT quant group
6,315,241,942	7,258,898,784
share of empl inc	3.30%

Cost for corporations

s.69(1)(g) re: (d)
s.69(1)(g) re: (e)

year	number_employer	sum_add_wage_sub_emplr	For 12 weeks
	2017		
	2018		436300

Qualifying ccpc only

year	COUNT_of_INT_BN	SUM_of_sum_empt_incamt	sum_add_wage_sub_emplr	
	2018			#REF!

Partnership only

year	COUNT_of_INT_BN	SUM_of_sum_empt_incamt	sum_add_wage_sub_emplr
	2018		

s.69(1)(g) re: (d)
s.69(1)(g) re: (e)

2017 increase	1.069340651
Available 12 weeks	0.230769231

Annual limit

--

year	number_employer	sum_wage_sub_emplr	For 12 weeks
	2017		
	2018		

Unincorporated		For 12 weeks
	2017	
	2018	

T2125 salary and wages	Gross up by 1/0.87 based on PIT quant group
6,315,241,942	7,258,898,784
share of empl inc	4.06%

Cost for corporations			
year	number_employer	sum_add_wage_sub_emplr	For 12 weeks
	2017		
	2018		436300

Qualifying ccpc only			
year	COUNT_of_INT_BN	SUM_of_sum_empt_incamt	sum_add_wage_sub_emplr
	2018		

#REF!

Partnership only			
year	COUNT_of_INT_BN	SUM_of_sum_empt_incamt	sum_add_wage_sub_emplr
	2018		

year	number_employer	sum_wage_sub_emplr	For 12 weeks
	2017		
	2018		

Unincorporated		For 12 weeks
	2017	
	2018	

T2125 salary and wages	Gross up by 1/0.87 based on PIT quant group
6,315,241,942	7,258,898,784
share of empl inc	4.06%

Cost for corporations

s.69(1)(g) re: (d)
s.69(1)(g) re: (e)

year	number_employer	sum_add_wage_sub_emplr	For 12 weeks
	2017		
	2018		436300

Qualifying ccpc only

year	COUNT_of_INT_BN	SUM_of_sum_empt_incamt	sum_add_wage_sub_emplr	#REF!
	2018			

Partnership only

year	COUNT_of_INT_BN	SUM_of_sum_empt_incamt	sum_add_wage_sub_emplr
	2018		

s.69(1)(g) re: (d)
s.69(1)(g) re: (e)

2017 increase	1.069340651
Available 12 weeks	0.25

Annual limit

year	number_employer	sum_wage_sub_emplr	For 3 months
	2017		
	2018		

Unincorporated			For 3 months
	2017		
	2018		

T2125 salary and wages Gross up by 1/0.87 based on PIT quant group
6,315,241,942 7,258,898,784
share of empl inc 3.21%

Cost for corporations			
year	number_employer	sum_add_wage_sub_emplr	For 3 months
	2017		
	2018		436300

Qualifying ccpc only			
year	COUNT_of_INT_BN	SUM_of_sum_empt_incamt	sum_add_wage_sub_emplr
	2018		

Partnership only			
year	COUNT_of_INT_BN	SUM_of_sum_empt_incamt	sum_add_wage_sub_emplr
	2018		

NPO only			
year	COUNT_of_INT_BN	SUM_of_sum_empt_incamt	sum_add_wage_sub_emplr
	2018		

Charities only			
year	COUNT_of_INT_BN	SUM_of_sum_empt_incamt	sum_add_wage_sub_emplr
	2018		

year	number_employer	sum_wage_sub_emplr	For 3 months
	2017		
	2018		

s.69(1)(g) re: (d)
s.69(1)(g) re: (e)

Unincorporated

2017

2018

For 3 months

T2125 salary and wages

Gross up by 1/0.87 based on PIT quant group

6,315,241,942

7,258,898,784

share of empl inc

#DIV/0!

Cost for corporations

year

number_employer

sum_add_wage_sub_emplr

For 3 months

2017

2018

436300

Qualifying ccpc only

year

COUNT_of_INT_BN

SUM_of_sum_empt_incamt

sum_add_wage_sub_emplr

2018

Partnership only

year

COUNT_of_INT_BN

SUM_of_sum_empt_incamt

sum_add_wage_sub_emplr

2018

NPO only

year

COUNT_of_INT_BN

SUM_of_sum_empt_incamt

sum_add_wage_sub_emplr

2018

Charities only

year

COUNT_of_INT_BN

SUM_of_sum_empt_incamt

sum_add_wage_sub_emplr

2018

s.69(1)(g) re: (d)

s.69(1)(g) re: (e)

2017 increase	1.069340651
Available 12 weeks	0.230769231

	Annual limit
--	--------------

year	number_employ	sum_wage_sub_emplr	For 12 weeks	
	2017			
	2018			

Unincorporated		For 12 weeks		
	2017			
	2018			
			T2125 salary and wages	Gross up by 1/0.87 based on PIT quant group
			6,315,241,942	7,258,898,784
			share of empl inc	#DIV/0!

Cost for corporations				
year	number_employ	sum_add_wage_sub_emplr	For 12 weeks	
	2017			
	2018			0436300

Qualifying ccpc only				
year	COUNT_of_INT_	SUM_of_sum_empt_incamt	sum_add_wage_sub_emplr	
	2018			

Partnership only				
year	COUNT_of_INT_	SUM_of_sum_empt_incamt	sum_add_wage_sub_emplr	
	2018			

year	number_employ	sum_wage_sub_emplr	For 12 weeks	
	2017			
	2018			

Unincorporated		For 12 weeks		
	2017			
	2018			
			T2125 salary and wages	Gross up by 1/0.87 based on PIT quant group
			6,315,241,942	7,258,898,784
			share of empl inc	3.21%

Cost for corporations				
				s.69(1)(g) re: (d)
				s.69(1)(g) re: (e)

year	number_employ	sum_add_wage_sub_emplr	For 12 weeks
	2017		
	2018		436300

Qualifying ccpc only			
year	COUNT_of_INT_	SUM_of_sum_empty_incamt	sum_add_wage_sub_emplr
	2018		

Partnership only			
year	COUNT_of_INT_	SUM_of_sum_empty_incamt	sum_add_wage_sub_emplr
	2018		

NPO only			
year	COUNT_of_INT_	SUM_of_sum_empty_incamt	sum_add_wage_sub_emplr
	2018		

Charities only			
year	COUNT_of_INT_	SUM_of_sum_empty_incamt	sum_add_wage_sub_emplr
	2018		

s.69(1)(g) re: (d)
s.69(1)(g) re: (e)

2017 increase	1.069340651
Available 12 weeks	0.230769231

	Annual limit

year	number_employ	sum_wage_sub_emplr	For 12 weeks
	2017		
	2018		

Unincorporated			For 12 weeks
	2017	-	-
	2018		

T2125 salary and wages Gross up by 1/0.87 based on PIT quant group
6,315,241,942 7,258,898,784
share of empl inc #DIV/0!

Cost for corporations			
year	number_employ	sum_add_wage_sub_emplr	For 12 weeks
	2017		
	2018		436300

Qualifying ccpc only			
year	COUNT_of_INT_	SUM_of_sum_empt_incant	sum_add_wage_sub_emplr
	2018		

Partnership only			
year	COUNT_of INT	SUM of sum emnt incant	sum add wage sub emplr
	2018		

year	number_employ	sum_wage_sub_emplr	For 12 weeks
	2017		
	2018		

Unincorporated			For 12 weeks
	2017		
	2018		

T2125 salary and wages Gross up by 1/0.87 based on PIT quant group
6,315,241,942 7,258,898,784
share of empl inc 4.91%

Cost for corporations

s.69(1)(g) re: (d)
s.69(1)(g) re: (e)

year	number_employ	sum_add_wage_sub_emplr	For 12 weeks
	2017		
	2018		436300

Qualifying ccpc only

year	COUNT_of_INT_	SUM_of_sum_empt_incamt	sum_add_wage_sub_emplr
	2018		

Partnership only

year	COUNT_of_INT_	SUM_of_sum_empt_incamt	sum_add_wage_sub_emplr
	2018		

NPO only

year	COUNT_of_INT_	SUM_of_sum_empt_incamt	sum_add_wage_sub_emplr
	2018		

Charities only

year	COUNT_of_INT_	SUM_of_sum_empt_incamt	sum_add_wage_sub_emplr
	2018		

Group cost

year	number_employ	sum_add_wage_sub_emplr	For 12 weeks
	2017		
	2018		

Total

Total
Total rounded

alternative count
Total rounded

Number of employer

2017 increase	1.069340651
Available 12 weeks	0.230769231

Annual limit

[

year	number_employer	sum_wage_sub_emplr	For 12 weeks
	2017		
	2018		

Unincorporated		For 12 weeks
	2017	
	2018	

T2125 salary and wages	Gross up by 1/0.87 based on PIT quant group
6,315,241,942	7,258,898,784
share of empl inc	3.21%

Cost for corporations			For 12 weeks
year	number_employer	sum_add_wage_sub_emplr	
	2017		
	2018		

Qualifying ccpc only			
year	COUNT_of_INT_BN	SUM_of_sum_empt_incamt	sum_add_wage_sub_emplr
	2018		

Partnership only			
year	COUNT_of_INT_BN	SUM_of_sum_empt_incamt	sum_add_wage_sub_emplr
	2018		

NPO only			
year	COUNT_of_INT_BN	SUM_of_sum_empt_incamt	sum_add_wage_sub_emplr
	2018		

Charities only			
year	COUNT_of_INT_BN	SUM_of_sum_empt_incamt	sum_add_wage_sub_emplr
	2018		

year	number_employer	sum_wage_sub_emplr	For 12 weeks
	2017		
	2018		

s.69(1)(g) re: (d)
s.69(1)(g) re: (e)

Unincorporated

For 12 weeks

2017
2018

T2125 salary and wages Gross up by 1/0.87 based on PIT quant group
6,315,241,942 7,258,898,784
share of empl inc 3.21%

Cost for corporations

year number_employer sum_add_wage_sub_emplr For 12 weeks

2017
2018

436300

Qualifying ccpc only

year COUNT_of_INT_BN SUM_of_sum_empt_incamt sum_add_wage_sub_emplr

2018

Partnership only

year COUNT_of_INT_BN SUM_of_sum_empt_incamt sum_add_wage_sub_emplr

2018

NPO only

year COUNT_of_INT_BN SUM_of_sum_empt_incamt sum_add_wage_sub_emplr

2018

Charities only

year COUNT_of_INT_BN SUM_of_sum_empt_incamt sum_add_wage_sub_emplr

2018

s.69(1)(g) re: (d)
s.69(1)(g) re: (e)

2017 increase	1.069340651
Available 12 weeks	0.230769231

	Annual limit

year	number_employ	sum_wage_sub_emplr	For 12 weeks
	2017		
	2018		

Unincorporated		For 12 weeks
	2017	
	2018	

T2125 salary and wages Gross up by 1/0.87 based on PIT quant group
6,315,241,942 7,258,898,784
share of empl inc #DIV/0!

Cost for corporations			
year	number_employ	sum_add_wage_sub_emplr	For 12 weeks
	2017		
	2018		436300

Qualifying ccpc only		
year	COUNT_of_INT_	SUM_of_sum_empt_incamt sum_add_wage_sub_emplr
	2018	

Partnership only		
year	COUNT_of_INT_	SUM_of_sum_empt_incamt sum_add_wage_sub_emplr
	2018	

year	number_employ	sum_wage_sub_emplr	For 12 weeks
	2017		
	2018		

Unincorporated		For 12 weeks
	2017	
	2018	

T2125 salary and wages Gross up by 1/0.87 based on PIT quant group
6,315,241,942 7,258,898,784
share of empl inc 3.21%

Cost for corporations

s.69(1)(g) re: (d)
s.69(1)(g) re: (e)

year	number_employ	sum_add_wage_sub_emplr	For 12 weeks
2017			
2018			436300

Qualifying ccpc only			
year	COUNT_of_INT_	SUM_of_sum_empt_incamt	sum_add_wage_sub_emplr
2018			

Partnership only			
year	COUNT_of_INT_	SUM_of_sum_empt_incamt	sum_add_wage_sub_emplr
2018			

NPO only			
year	COUNT_of_INT_	SUM_of_sum_empt_incamt	sum_add_wage_sub_emplr
2018			

Charities only			
year	COUNT_of_INT_	SUM_of_sum_empt_incamt	sum_add_wage_sub_emplr
2018			

Group cost			
year	number_employ	sum_add_wage_sub_emplr	For 12 weeks
2017			
2018			

	Total
--	-------

Total

Total rounded

alternative count

Total rounded

Number of employer

2017 increase	1.069340651
Available 12 weeks	0.230769231

	Annual limit

year	number_employ	sum_wage_sub_emplr	For 12 weeks
	2017		
	2018		

Unincorporated		For 12 weeks
	2017	
	2018	

T2125 salary and wages Gross up by 1/0.87 based on PIT quant group
6,315,241,942 7,258,898,784
share of empl inc #DIV/0!

Cost for corporations		For 12 weeks
year	number_employ	sum_add_wage_sub_emplr
	2017	
	2018	0

436300

Qualifying ccpc only	
year	COUNT_of_INT_ SUM_of_sum_empt_incamt sum_add_wage_sub_emplr
	2018

Partnership only	
year	COUNT_of_INT_ SUM_of_sum_empt_incamt sum_add_wage_sub_emplr
	2018

year	number_employ	sum_wage_sub_emplr	For 12 weeks
	2017		
	2018		

Unincorporated		
	2017	
	2018	

T2125 salary and wages	Gross up by 1/0.87 based on PIT quant group
6,315,241,942	7,258,898,784
share of empl inc	3.21%

Cost for corporations

year	number_employ	sum_wage_sub_emplr	For 12 weeks
2017			
2018			436300

Qualifying ccpc only			
year	COUNT_of_INT_	SUM_of_sum_empt_incamt	sum_wage_sub_emplr
2018			

Partnership only			
year	COUNT_of_INT_	SUM_of_sum_empt_incamt	sum_wage_sub_emplr
2018			

NPO only			
year	COUNT_of_INT_	SUM_of_sum_empt_incamt	sum_wage_sub_emplr
2018			

Charities only			
year	COUNT_of_INT_	SUM_of_sum_empt_incamt	sum_wage_sub_emplr
2018			

Group cost			
year	number_employ	sum_add_wage_sub_emplr	For 12 weeks
2017			
2018			

	Total
--	-------

Total
Total rounded

alternative count
Total rounded

Number of employer

s.69(1)(g) re: (d)
s.69(1)(g) re: (e)

2017 increase	1.069340651
Available 12 weeks	0.230769231

	Annual limit

year	number_employ	sum_wage_sub_emplr	For 12 weeks
	2017		
	2018		

Unincorporated		For 12 weeks
	2017	
	2018	

T2125 salary and wages Gross up by 1/0.87 based on PIT quant group
6,315,241,942 7,258,898,784
share of empl inc #DIV/0!

Cost for corporations		For 12 weeks
year	number_employ	sum_add_wage_sub_emplr
	2017	
	2018	436300

Qualifying ccpc only		
year	COUNT_of_INT_	SUM_of_sum_empt_incamt sum_add_wage_sub_emplr
	2018	

Partnership only		
year	COUNT_of_INT_	SUM_of_sum_empt_incamt sum_add_wage_sub_emplr
	2018	

year	number_employ	sum_wage_sub_emplr	For 12 weeks
	2017		
	2018		

Unincorporated		For 12 weeks
	2017	
	2018	

T2125 salary and wages Gross up by 1/0.87 based on PIT quant group
6,315,241,942 7,258,898,784
share of empl inc 3.21%

Cost for corporations

s.69(1)(g) re: (d)
s.69(1)(g) re: (e)

year	number_employ	sum_wage_sub_emplr	For 12 weeks
	2017		
	2018		436300

Qualifying ccpc only			
year	COUNT_of_INT_	SUM_of_sum_empt_incamt	sum_wage_sub_emplr
	2018		

Partnership only			
year	COUNT_of_INT_	SUM_of_sum_empt_incamt	sum_wage_sub_emplr
	2018		

NPO only			
year	COUNT_of_INT_	SUM_of_sum_empt_incamt	sum_wage_sub_emplr
	2018		

Charities only			
year	COUNT_of_INT_	SUM_of_sum_empt_incamt	sum_wage_sub_emplr
	2018		

Group cost			
year	number_employ	sum_add_wage_sub_emplr	For 12 weeks
	2017		
	2018		

	Total
--	-------

Total
Total rounded

alternative count
Total rounded

Number of employer

s.69(1)(g) re: (d)
s.69(1)(g) re: (e)

2017 increase	1.069340651
Available 12 weeks	0.076923077

	Annual limit

year	number_employ	sum_wage_sub_emplr	For 4 weeks
	2017		
	2018		

Unincorporated		For 4 weeks
	2017	
	2018	

T2125 salary and wages Gross up by 1/0.87 based on PIT quant group
6,315,241,942 7,258,898,784
share of empl inc #DIV/0!

Cost for corporations			
year	number_employ	sum_add_wage_sub_emplr	For 4 weeks
	2017		
	2018	0	436300

Qualifying ccpc only		
year	COUNT_of_INT_	SUM_of_sum_empt_incamt sum_add_wage_sub_emplr
	2018	

Partnership only			
year	COUNT_of_INT	SUM_of_sum_empt_incamt	sum_add_wage_sub_emplr
2018	0	0	0
			0.0%

year	number_employ	sum_wage_sub_emplr	For 4 weeks
	2017		
	2018		

Unincorporated		For 4 weeks
	2017	
	2018	

T2125 salary and wages Gross up by 1/0.87 based on PIT quant group
6,315,241,942 7,258,898,784
share of empl inc 3.21%

Cost for corporations

year	number_employ	sum_wage_sub_emplr	For 4 weeks
	2017		
	2018		436300

Qualifying ccpc only			
year	COUNT_of_INT_	SUM_of_sum_empt_incamt	sum_wage_sub_emplr
	2018		

Partnership only			
year	COUNT_of_INT_	SUM_of_sum_empt_incamt	sum_wage_sub_emplr
	2018		

NPO only			
year	COUNT_of_INT_	SUM_of_sum_empt_incamt	sum_wage_sub_emplr
	2018		

Charities only			
year	COUNT_of_INT_	SUM_of_sum_empt_incamt	sum_wage_sub_emplr
	2018		

Group cost			
year	number_employ	sum_add_wage_sub_emplr	For 4 weeks
	2017		
	2018		

	Total
--	-------

Total
Total rounded

alternative count
Total rounded

Number of employer

s.69(1)(g) re: (d)
s.69(1)(g) re: (e)

TABLE 2.1.1
Provincial/Territorial Distribution of Reduction (Increase) in Personal Taxable Income (\$m)
CALENDAR YEAR 2019

	NL	PEI	NS	NB	QC	ON	MB	SK	AB	BC	NWT	YK	NU	OTH	TOTAL
Canada Emergency Wage Subsidy	0.0	0.0	0.0	0.0	0.0	0.0	0.0	0.0	0.0	0.0	0.0	0.0	0.0	0.0	0.0
Temporary Wage Subsidy	0.0	0.0	0.0	0.0	0.0	0.0	0.0	0.0	0.0	0.0	0.0	0.0	0.0	0.0	0.0
SUB-TOTAL	0.0	0.0	0.0	0.0	0.0	0.0	0.0	0.0	0.0	0.0	0.0	0.0	0.0	0.0	0.0

TABLE 2.1.2
Provincial/Territorial Distribution of Reduction (Increase) in Personal Taxable Income (\$m)
CALENDAR YEAR 2020

	NL	PEI	NS	NB	QC	ON	MB	SK	AB	BC	NWT	YK	NU	OTH	TOTAL
Canada Emergency Wage Subsidy	0.0	0.0	0.0	0.0	0.0	0.0	0.0	0.0	0.0	0.0	0.0	0.0	0.0	0.0	0.0
Temporary Wage Subsidy	-0.3	-0.1	-0.4	-0.4	-4.3	-8.0	-0.9	-0.7	-1.0	-2.5	0.0	-0.1	0.0	-0.1	-18.8
SUB-TOTAL	-0.3	-0.1	-0.4	-0.4	-4.3	-8.0	-0.9	-0.7	-1.0	-2.5	0.0	-0.1	0.0	-0.1	-18.8

TABLE 2.1.3
Provincial/Territorial Distribution of Reduction (Increase) in Personal Taxable Income (\$m)
CALENDAR YEAR 2021

	NL	PEI	NS	NB	QC	ON	MB	SK	AB	BC	NWT	YK	NU	OTH	TOTAL
Canada Emergency Wage Subsidy	-4.4	-1.2	-6.8	-6.2	-68.1	-125.6	-13.9	-10.9	-16.2	-39.5	-0.3	-0.6	-0.3	-0.6	-294.6
Temporary Wage Subsidy	-0.0	-0.0	-0.0	-0.0	-0.2	-0.4	-0.0	-0.0	-0.1	-0.1	0.0	-0.0	0.0	-0.0	-0.940
SUB-TOTAL	-4.4	-1.2	-6.8	-6.2	-68.3	-126.0	-13.9	-10.9	-16.3	-39.6	-0.3	-0.6	-0.3	-0.6	-295.5

TABLE 2.1.4
Provincial/Territorial Distribution of Reduction (Increase) in Personal Taxable Income (\$m)
CALENDAR YEAR 2022

	NL	PEI	NS	NB	QC	ON	MB	SK	AB	BC	NWT	YK	NU	OTH	TOTAL
Canada Emergency Wage Subsidy	-4.4	-1.2	-6.8	-6.2	-68.1	-125.6	-13.9	-10.9	-16.2	-39.5	-0.3	-0.6	-0.3	-0.6	-294.6
Temporary Wage Subsidy	-0.0	-0.0	-0.0	-0.0	-0.2	-0.4	-0.0	-0.0	-0.0	-0.1	0.0	-0.0	0.0	-0.0	-0.8
SUB-TOTAL	-4.4	-1.2	-6.8	-6.2	-68.3	-126.0	-13.9	-10.9	-16.2	-39.6	-0.3	-0.6	-0.3	-0.6	-295.4

A positive number indicates a benefit to taxpayers (a reduction in taxable income).
A negative number indicates a cost to taxpayers (an increase to taxable income).

TABLE 2.1.5
Provincial/Territorial Distribution of Reduction (Increase) in Personal Taxable Income (\$m)
CALENDAR YEAR 2023

	NL	PEI	NS	NB	QC	ON	MB	SK	AB	BC	NWT	YK	NU	OTH	TOTAL
Canada Emergency Wage Subsidy	-4.4	-1.2	-6.8	-6.2	-68.1	-125.6	-13.9	-10.9	-16.2	-39.5	-0.3	-0.6	-0.3	-0.6	-294.6
Temporary Wage Subsidy	-0.0	-0.0	-0.0	-0.0	-0.2	-0.3	-0.0	-0.0	-0.0	-0.1	0.0	-0.0	0.0	-0.0	-0.8
SUB-TOTAL	-4.4	-1.2	-6.8	-6.2	-68.3	-125.9	-13.9	-10.9	-16.2	-39.6	-0.3	-0.6	-0.3	-0.6	-295.4

TABLE 2.1.6
Provincial/Territorial Distribution of Reduction (Increase) in Personal Taxable Income (\$m)
CALENDAR YEAR 2024

	NL	PEI	NS	NB	QC	ON	MB	SK	AB	BC	NWT	YK	NU	OTH	TOTAL
Canada Emergency Wage Subsidy	-4.4	-1.2	-6.8	-6.2	-68.1	-125.6	-13.9	-10.9	-16.2	-39.5	-0.3	-0.6	-0.3	-0.6	-294.6
Temporary Wage Subsidy	-0.0	-0.0	-0.0	-0.0	-0.2	-0.3	-0.0	-0.0	-0.0	-0.1	0.0	-0.0	0.0	-0.0	-0.7
SUB-TOTAL	-4.4	-1.2	-6.8	-6.2	-68.3	-125.9	-13.9	-10.9	-16.2	-39.6	-0.3	-0.6	-0.3	-0.6	-295.3

TABLE 2.1.7
Provincial/Territorial Distribution of Reduction (Increase) in Personal Taxable Income (\$m)
CALENDAR YEAR 2025

	NL	PEI	NS	NB	QC	ON	MB	SK	AB	BC	NWT	YK	NU	OTH	TOTAL
Canada Emergency Wage Subsidy	-4.4	-1.2	-6.8	-6.2	-68.1	-125.6	-13.9	-10.9	-16.2	-39.5	-0.3	-0.6	-0.3	-0.6	-294.6
Temporary Wage Subsidy	-0.1	-0.0	-0.1	-0.1	-1.4	-2.6	-0.3	-0.2	-0.3	-0.8	0.0	-0.0	0.0	-0.0	-6.2
SUB-TOTAL	-4.5	-1.2	-6.9	-6.3	-69.5	-128.2	-14.2	-11.1	-16.5	-40.3	-0.3	-0.6	-0.3	-0.6	-300.8
TOTAL	-22.5	-6.2	-34.6	-31.6	-347.0	-640.0	-70.9	-55.6	-82.5	-201.3	-1.5	-3.2	-1.5	-3.2	-1,501.2

A positive number indicates a benefit to taxpayers (a reduction in taxable income).
A negative number indicates a cost to taxpayers (an increase to taxable income).

TABLE 2.2.1
Provincial/Territorial Distribution of Reduction (Increase) in Corporate Taxable Income (\$m)
CALENDAR YEAR 2019

	NL	PEI	NS	NB	QC	ON	MB	SK	AB	BC	NWT	YK	NU	OTH	TOTAL
Canada Emergency Wage Subsidy	0.0	0.0	0.0	0.0	0.0	0.0	0.0	0.0	0.0	0.0	0.0	0.0	0.0	0.0	0.0
Temporary Wage Subsidy	0.0	0.0	0.0	0.0	0.0	0.0	0.0	0.0	0.0	0.0	0.0	0.0	0.0	0.0	0.0
SUB-TOTAL	0.0	0.0	0.0	0.0	0.0	0.0	0.0	0.0	0.0	0.0	0.0	0.0	0.0	0.0	0.0

TABLE 2.2.2
Provincial/Territorial Distribution of Reduction (Increase) in Corporate Taxable Income (\$m)
CALENDAR YEAR 2020

	NL	PEI	NS	NB	QC	ON	MB	SK	AB	BC	NWT	YK	NU	OTH	TOTAL
Canada Emergency Wage Subsidy	0.0	0.0	0.0	0.0	0.0	0.0	0.0	0.0	0.0	0.0	0.0	0.0	0.0	0.0	0.0
Temporary Wage Subsidy	-6.9	-2.5	-13.7	-11.5	-147.3	-222.9	-19.5	-19.2	-89.5	-98.1	-0.8	-1.0	-0.4	-0.1	-633.4
SUB-TOTAL	-6.9	-2.5	-13.7	-11.5	-147.3	-222.9	-19.5	-19.2	-89.5	-98.1	-0.8	-1.0	-0.4	-0.1	-633.4

TABLE 2.2.3
Provincial/Territorial Distribution of Reduction (Increase) in Corporate Taxable Income (\$m)
CALENDAR YEAR 2021

	NL	PEI	NS	NB	QC	ON	MB	SK	AB	BC	NWT	YK	NU	OTH	TOTAL
Canada Emergency Wage Subsidy	-80.6	-24.2	-177.4	-137.1	-1,693.4	-3,209.3	-266.1	-217.7	-1,104.7	-1,104.7	-16.1	-8.1	-8.1	-8.1	-8,055.6
Temporary Wage Subsidy	-0.3	-0.1	-0.7	-0.6	-7.4	-11.1	-1.0	-1.0	-4.5	-4.9	-0.0	-0.1	-0.0	-0.0	-31.7
SUB-TOTAL	-80.9	-24.3	-178.1	-137.7	-1,700.8	-3,220.4	-267.1	-218.7	-1,109.2	-1,109.6	-16.1	-8.2	-8.1	-8.1	-8,087.3

TABLE 2.2.4
Provincial/Territorial Distribution of Reduction (Increase) in Corporate Taxable Income (\$m)
CALENDAR YEAR 2022

	NL	PEI	NS	NB	QC	ON	MB	SK	AB	BC	NWT	YK	NU	OTH	TOTAL
Canada Emergency Wage Subsidy	-80.6	-24.2	-177.4	-137.1	-1,693.4	-3,209.3	-266.1	-217.7	-1,104.7	-1,104.7	-16.1	-8.1	-8.1	-8.1	-8,055.6
Temporary Wage Subsidy	-0.3	-0.1	-0.6	-0.5	-6.6	-10.0	-0.9	-0.9	-4.0	-4.4	-0.0	-0.0	-0.0	-0.0	-28.5
SUB-TOTAL	-80.9	-24.3	-178.0	-137.6	-1,700.0	-3,219.3	-267.0	-218.6	-1,108.7	-1,109.1	-16.1	-8.1	-8.1	-8.1	-8,084.1

A positive number indicates a benefit to taxpayers (a reduction in taxable income).
A negative number indicates a cost to taxpayers (an increase to taxable income).

TABLE 2.2.5
Provincial/Territorial Distribution of Reduction (Increase) in Corporate Taxable Income (\$m)
CALENDAR YEAR 2023

	NL	PEI	NS	NB	QC	ON	MB	SK	AB	BC	NWT	YK	NU	OTH	TOTAL
Canada Emergency Wage Subsidy	-80.6	-24.2	-177.4	-137.1	-1,693.4	-3,209.3	-266.1	-217.7	-1,104.7	-1,104.7	-16.1	-8.1	-8.1	-8.1	-8,055.6
Temporary Wage Subsidy	-0.3	-0.1	-0.6	-0.5	-6.0	-9.0	-0.8	-0.8	-3.6	-4.0	-0.0	-0.0	-0.0	-0.0	-25.7
SUB-TOTAL	-80.9	-24.3	-178.0	-137.6	-1,699.4	-3,218.3	-266.9	-218.5	-1,108.3	-1,108.7	-16.1	-8.1	-8.1	-8.1	-8,081.3

TABLE 2.2.6
Provincial/Territorial Distribution of Reduction (Increase) in Corporate Taxable Income (\$m)
CALENDAR YEAR 2024

	NL	PEI	NS	NB	QC	ON	MB	SK	AB	BC	NWT	YK	NU	OTH	TOTAL
Canada Emergency Wage Subsidy	-80.6	-24.2	-177.4	-137.1	-1,693.4	-3,209.3	-266.1	-217.7	-1,104.7	-1,104.7	-16.1	-8.1	-8.1	-8.1	-8,055.6
Temporary Wage Subsidy	-0.3	-0.1	-0.5	-0.4	-5.4	-8.1	-0.7	-0.7	-3.3	-3.6	-0.0	-0.0	-0.0	-0.0	-23.1
SUB-TOTAL	-80.9	-24.3	-177.9	-137.5	-1,698.8	-3,217.4	-266.8	-218.4	-1,108.0	-1,108.3	-16.1	-8.1	-8.1	-8.1	-8,078.7

TABLE 2.2.7
Provincial/Territorial Distribution of Reduction (Increase) in Corporate Taxable Income (\$m)
CALENDAR YEAR 2025

	NL	PEI	NS	NB	QC	ON	MB	SK	AB	BC	NWT	YK	NU	OTH	TOTAL
Canada Emergency Wage Subsidy	-80.6	-24.2	-177.4	-137.1	-1,693.4	-3,209.3	-266.1	-217.7	-1,104.7	-1,104.7	-16.1	-8.1	-8.1	-8.1	-8,055.6
Temporary Wage Subsidy	-0.2	-0.1	-0.4	-0.4	-4.8	-7.3	-0.6	-0.6	-2.9	-3.2	-0.0	-0.0	-0.0	-0.0	-20.8
SUB-TOTAL	-80.8	-24.3	-177.8	-137.5	-1,698.2	-3,216.6	-266.7	-218.3	-1,107.6	-1,107.9	-16.1	-8.1	-8.1	-8.1	-8,076.4
TOTAL	-411.3	-124.0	-903.5	-699.4	-8,644.5	-16,315.0	-1,354.0	-1,111.6	-5,631.3	-5,641.7	-81.5	-41.7	-41.0	-40.6	-41,041.1

A positive number indicates a benefit to taxpayers (a reduction in taxable income).
A negative number indicates a cost to taxpayers (an increase to taxable income).

<div>TABLE 2.3.1</div> <div>Provincial/Territorial Distribution of Reduction (Increase) in Basic Federal Tax (\$m)</div> <div>CALENDAR YEAR 2019</div>															
	NL	PEI	NS	NB	QC	ON	MB	SK	AB	BC	NWT	YK	NU	OTH	TOTAL
Canada Emergency Wage Subsidy	0.0	0.0	0.0	0.0	0.0	0.0	0.0	0.0	0.0	0.0	0.0	0.0	0.0	0.0	0.0
Temporary Wage Subsidy	0.0	0.0	0.0	0.0	0.0	0.0	0.0	0.0	0.0	0.0	0.0	0.0	0.0	0.0	0.0
SUB-TOTAL	0.0	0.0	0.0	0.0	0.0	0.0	0.0	0.0	0.0	0.0	0.0	0.0	0.0	0.0	0.0

<div>TABLE 2.3.2</div> <div>Provincial/Territorial Distribution of Reduction (Increase) in Basic Federal Tax (\$m)</div> <div>CALENDAR YEAR 2020</div>															
	NL	PEI	NS	NB	QC	ON	MB	SK	AB	BC	NWT	YK	NU	OTH	TOTAL
Canada Emergency Wage Subsidy	0.0	0.0	0.0	0.0	0.0	0.0	0.0	0.0	0.0	0.0	0.0	0.0	0.0	0.0	0.0
Temporary Wage Subsidy	-0.1	0.0	-0.1	-0.1	-1.0	-1.8	-0.2	-0.2	-0.2	-0.6	0.0	0.0	0.0	0.0	-4.3
SUB-TOTAL	-0.1	0.0	-0.1	-0.1	-1.0	-1.8	-0.2	-0.2	-0.2	-0.6	0.0	0.0	0.0	0.0	-4.3

<div>TABLE 2.3.3</div> <div>Provincial/Territorial Distribution of Reduction (Increase) in Basic Federal Tax (\$m)</div> <div>CALENDAR YEAR 2021</div>															
	NL	PEI	NS	NB	QC	ON	MB	SK	AB	BC	NWT	YK	NU	OTH	TOTAL
Canada Emergency Wage Subsidy	-1.0	-0.3	-1.5	-1.4	-15.0	-27.6	-3.0	-2.4	-3.6	-8.7	-0.1	-0.1	-0.1	-0.1	-64.9
Temporary Wage Subsidy	-0.0	0.0	-0.0	-0.0	-0.1	-0.1	-0.0	-0.0	-0.0	-0.0	0.0	0.0	0.0	0.0	-0.2
SUB-TOTAL	-1.0	-0.3	-1.5	-1.4	-15.1	-27.7	-3.0	-2.4	-3.6	-8.7	-0.1	-0.1	-0.1	-0.1	-65.1

<div>TABLE 2.3.4</div> <div>Provincial/Territorial Distribution of Reduction (Increase) in Basic Federal Tax (\$m)</div> <div>CALENDAR YEAR 2022</div>															
	NL	PEI	NS	NB	QC	ON	MB	SK	AB	BC	NWT	YK	NU	OTH	TOTAL
Canada Emergency Wage Subsidy	-1.0	-0.3	-1.5	-1.4	-15.0	-27.6	-3.0	-2.4	-3.6	-8.7	-0.1	-0.1	-0.1	-0.1	-64.9
Temporary Wage Subsidy	-0.0	0.0	-0.0	-0.0	-0.0	-0.1	-0.0	-0.0	-0.0	-0.0	0.0	0.0	0.0	0.0	-0.2
SUB-TOTAL	-1.0	-0.3	-1.5	-1.4	-15.0	-27.7	-3.0	-2.4	-3.6	-8.7	-0.1	-0.1	-0.1	-0.1	-65.1

A positive number indicates a benefit to taxpayers (a reduction in taxable income).
A negative number indicates a cost to taxpayers (an increase to taxable income).

<div>TABLE 2.3.5</div> <div>Provincial/Territorial Distribution of Reduction (Increase) in Basic Federal Tax (\$m)</div> <div>CALENDAR YEAR 2023</div>															
	NL	PEI	NS	NB	QC	ON	MB	SK	AB	BC	NWT	YK	NU	OTH	TOTAL
Canada Emergency Wage Subsidy	-1.0	-0.3	-1.5	-1.4	-15.0	-27.6	-3.0	-2.4	-3.6	-8.7	-0.1	-0.1	-0.1	-0.1	-64.9
Temporary Wage Subsidy	-0.0	0.0	-0.0	-0.0	-0.0	-0.1	-0.0	-0.0	-0.0	-0.0	0.0	0.0	0.0	0.0	-0.2
SUB-TOTAL	-1.0	-0.3	-1.5	-1.4	-15.0	-27.7	-3.0	-2.4	-3.6	-8.7	-0.1	-0.1	-0.1	-0.1	-65.1

<div>TABLE 2.3.6</div> <div>Provincial/Territorial Distribution of Reduction (Increase) in Basic Federal Tax (\$m)</div> <div>CALENDAR YEAR 2024</div>															
	NL	PEI	NS	NB	QC	ON	MB	SK	AB	BC	NWT	YK	NU	OTH	TOTAL
Canada Emergency Wage Subsidy	-1.0	-0.3	-1.5	-1.4	-15.0	-27.6	-3.0	-2.4	-3.6	-8.7	-0.1	-0.1	-0.1	-0.1	-64.9
Temporary Wage Subsidy	-0.0	0.0	-0.0	-0.0	-0.0	-0.1	-0.0	-0.0	-0.0	-0.0	0.0	0.0	0.0	0.0	-0.2
SUB-TOTAL	-1.0	-0.3	-1.5	-1.4	-15.0	-27.7	-3.0	-2.4	-3.6	-8.7	-0.1	-0.1	-0.1	-0.1	-65.1

<div>TABLE 2.3.7</div> <div>Provincial/Territorial Distribution of Reduction (Increase) in Basic Federal Tax (\$m)</div> <div>CALENDAR YEAR 2025</div>															
	NL	PEI	NS	NB	QC	ON	MB	SK	AB	BC	NWT	YK	NU	OTH	TOTAL
Canada Emergency Wage Subsidy	-1.0	-0.3	-1.5	-1.4	-15.0	-27.6	-3.0	-2.4	-3.6	-8.7	-0.1	-0.1	-0.1	-0.1	-64.9
Temporary Wage Subsidy	-0.0	0.0	-0.0	-0.0	-0.0	-0.1	-0.0	-0.0	-0.0	-0.0	0.0	0.0	0.0	0.0	-0.1
SUB-TOTAL	-1.0	-0.3	-1.5	-1.4	-15.0	-27.7	-3.0	-2.4	-3.6	-8.7	-0.1	-0.1	-0.1	-0.1	-65.0
TOTAL	-5.1	-1.5	-7.6	-7.1	-76.2	-140.2	-15.2	-12.2	-18.2	-44.2	-0.5	-0.5	-0.5	-0.5	-329.7

A positive number indicates a benefit to taxpayers (a reduction in taxable income).
A negative number indicates a cost to taxpayers (an increase to taxable income).

	Cost split
PIT	0.032019704
CIT	0.967980296

Total fiscal cost			73,000		Increase in taxable income - CIT (\$m)			
					Income inclusion %			
Fiscal cost 2020			70,662.56		<u>CIT</u>	57.0% Distributed over 5 years		
			Calendar year					
Share			2020	2021	2022	2023	2024	2025
0.01	NL		-	80.6	81	81	81	81
0.00	PEI		-	24.2	24	24	24	24
0.02	NS		-	177.4	177	177	177	177
0.02	NB		-	137.1	137	137	137	137
0.21	QC		-	1,693.4	1,693	1,693	1,693	1,693
0.40	ON		-	3,209.3	3,209	3,209	3,209	3,209
0.03	MB		-	266.1	266	266	266	266
0.03	SK		-	217.7	218	218	218	218
0.14	AB		-	1,104.7	1,105	1,105	1,105	1,105
0.14	BC		-	1,104.7	1,105	1,105	1,105	1,105
0.00	NWT		-	16.1	16	16	16	16
0.00	YK		-	8.1	8	8	8	8
0.00	NU		-	8.1	8	8	8	8
0.00	OTH		-	8.1	8	8	8	8
0.999								

Increase in taxable income - PIT (\$m)								
			Income inclusion %					
Fiscal cost 2020	2,337.44		<u>PIT</u>	63.0% Distributed over 5 years				
			Calendar year					
Share			2020	2021	2022	2023	2024	2025
	0.02	NL	-	4.4	4.4	4.4	4.4	4.4
	0.00	PEI	-	1.2	1.2	1.2	1.2	1.2
	0.02	NS	-	6.8	6.8	6.8	6.8	6.8
	0.02	NB	-	6.2	6.2	6.2	6.2	6.2
	0.23	QC	-	68.1	68.1	68.1	68.1	68.1
	0.43	ON	-	125.6	125.6	125.6	125.6	125.6
	0.05	MB	-	13.9	13.9	13.9	13.9	13.9
	0.04	SK	-	10.9	10.9	10.9	10.9	10.9
	0.06	AB	-	16.2	16.2	16.2	16.2	16.2
	0.13	BC	-	39.5	39.5	39.5	39.5	39.5
	0.00	NWT	-	0.3	0.3	0.3	0.3	0.3
	0.00	YK	-	0.6	0.6	0.6	0.6	0.6
	0.00	NU	-	0.3	0.3	0.3	0.3	0.3
	0.00	OTH	-	0.6	0.6	0.6	0.6	0.6
0.999								

Main distribution		
	CIT	PIT
NL	0.01	0.015
PEI	0.003	0.004
NS	0.022	0.023
NB	0.017	0.021
QC	0.21	0.231
ON	0.398	0.426
MB	0.033	0.047
SK	0.027	0.037
AB	0.137	0.055

BC	0.137	0.134
NWT	0.002	0.001
YK	0.001	0.002
NU	0.001	0.001
OTH	0.001	0.002
	0.999	0.999

Pages 768 to / à 769
are withheld pursuant to sections
sont retenues en vertu des articles

69(1)(g) re: (d), 69(1)(g) re: (e)

of the Access to Information Act
de la Loi sur l'accès à l'information

Total cost
CIT
PIT

Tax rates	
CIT	0.13
PIT	0.22

s.69(1)(g) re: (d)
s.69(1)(g) re: (e)

CIT

PIT

	2020	2021	2022	2023	2024	2025
NL	-	0.6	0.6	0.6	0.6	0.6
PEI	-	0.2	0.2	0.2	0.2	0.2
NS	-	1.3	1.3	1.3	1.3	1.3
NB	-	1.0	1.0	1.0	1.0	1.0
QC	-	12.6	12.6	12.6	12.6	12.6
ON	-	24.0	24.0	24.0	24.0	24.0
MB	-	2.0	2.0	2.0	2.0	2.0
SK	-	1.6	1.6	1.6	1.6	1.6
AB	-	8.2	8.2	8.2	8.2	8.2
BC	-	8.2	8.2	8.2	8.2	8.2
NWT	-	0.1	0.1	0.1	0.1	0.1
YK	-	0.1	0.1	0.1	0.1	0.1
NU	-	0.1	0.1	0.1	0.1	0.1
OTH	-	0.1	0.1	0.1	0.1	0.1
Total	-	60.14	60.14	60.14	60.14	60.14

Total fiscal cost	2020	2021	2022	2023	2024	2025
Calendar year	-	8.30	8.30	8.30	8.30	8.30

	19-20	20-21	21-22	22-23	23-24	24-25
Fiscal year	0	2.08	8.30	8.30	8.30	8.30

	2020	2021	2022	2023	2024	2025
NL	-	0.0	0.0	0.0	0.0	0.0
PEI	-	0.0	0.0	0.0	0.0	0.0
NS	-	0.1	0.1	0.1	0.1	0.1
NB	-	0.0	0.0	0.0	0.0	0.0
QC	-	0.5	0.5	0.5	0.5	0.5
ON	-	0.9	0.9	0.9	0.9	0.9
MB	-	0.1	0.1	0.1	0.1	0.1
SK	-	0.1	0.1	0.1	0.1	0.1
AB	-	0.1	0.1	0.1	0.1	0.1
BC	-	0.3	0.3	0.3	0.3	0.3
NWT	-	0.0	0.0	0.0	0.0	0.0
YK	-	0.0	0.0	0.0	0.0	0.0
NU	-	0.0	0.0	0.0	0.0	0.0
OTH	-	0.0	0.0	0.0	0.0	0.0
	-	2.20	2.20	2.20	2.20	2.20

Pages 772 to / à 783
are withheld pursuant to sections
sont retenues en vertu des articles

69(1)(g) re: (d), 69(1)(g) re: (e)

of the Access to Information Act
de la Loi sur l'accès à l'information

Period 1 Period 2 Period 3 Period 4 Period 5 Period 6 Period 7 Period 8 Period 9 Period 10 Total

s.69(1)(g) re: (d)

s.69(1)(g) re: (e)

Period 5 and 6	Period 7	Period 8	Period 9 10
----------------	----------	----------	-------------

Revenue Drop	Period 1	Period 2	Period 3	Period 4	Period 5	Period 6	Period 7	Period 8	Period 9	Period 10
Timing				June 7 - July 4	July 5 - Aug 1	Aug 2 - Aug 29	Aug 30 - Sep 26	Sept 27 - Oct 24	Oct 24 - Nov 22	Nov 23 - Dec 19

Total

s.18(d)
s.21(1)(b)

Period 5	Period 6	Period 7	Period 8	Period 9	Period 10
----------	----------	----------	----------	----------	-----------

Period 5 and 6	

s.69(1)(g) re: (d)
s.69(1)(g) re: (e)

CEWS 4week	Period 5	Period 6	Period 7	Period 8	Period 9	Period 10	Total
------------	----------	----------	----------	----------	----------	-----------	-------

	Count	CEWS	Empl Inc
ALL	1,291,235	342,953,211,200	784,080,007,780
Charities	32,390	18,487,702,365	36,488,982,778
NPO	18,122	9,592,577,541	21,064,430,185
Charities	2.5%	5.4%	4.7%
NPO	1.4%	2.8%	2.7%
	3.9%	8.2%	7.3%

CEWS 4week	Period 5	Period 6	Period 7	Period 8	Period 9	Period 10	Total
------------	----------	----------	----------	----------	----------	-----------	-------

SUM_of_TOT_CLM_AMT			
6,820,902,784	7145	6,821	324
8,226,684,404	8440	8,227	213
8,568,636,376	8535	8,569	-34
7,375,236,124	7325	7,375	-50
5,179,239,899	8865	5,179	3,686
3,297,923,416	8370	3,298	5,072

s.69(1)(g) re: (d)
s.69(1)(g) re: (e)

Revenue Drop	Period 1	Period 2	Period 3	Period 4	Period 5	Period 6	Period 7	Period 8
Timing				June 7 - July 4	July 5 - Aug 1	Aug 2 - Aug 29	Aug 30 - Sep 26	Sept 27 - Oct 24
Total								

Revenue Drop	Period 1	Period 2	Period 3	Period 4	Period 5	Period 6	Period 7	
Timing				June 7 - July 4	July 5 - Aug 1	Aug 2 - Aug 29	Aug 30 - Sep 26	
Total								

s.18(d)
s.21(1)(b)

Revenue Drop	Period 1	Period 2	Period 3	Period 4	Period 5	Period 6	Period 7	Period 8
Timing				June 7 - July 4	July 5 - Aug 1	Aug 2 - Aug 29	Aug 30 - Sep 26	Sept 27 - Oct 24
Total								

Revenue Drop	Period 1	Period 2	Period 3	Period 4	Period 5	Period 6	Period 7	Period 8	Period 9	Period 10
Timing				June 7 - July 4	July 5 - Aug 1	Aug 2 - Aug 29	Aug 30 - Sep 26	Sept 27 - Oct 24	Oct 24 - Nov 22	Nov 23 - Dec 19
Total										

	Period 1	Period 2	Period 3	Period 4	Period 5	Period 6	Period 7	Period 8	Period 9	Period 10
Timing				June 7 - July 4	July 5 - Aug 1	Aug 2 - Aug 29	Aug 30 - Sep 26	Sept 27 - Oct 24	Oct 24 - Nov 22	Nov 23 - Dec 19

--

			Period 5	Period 6	Period 7	Period 8	Period 9	Period 10

Total

Revenue Drop	Period 1	Period 2	Period 3	Period 4	Period 5	Period 6	Period 7	Period 8	Period 9	Period 10
Timing				June 7 - July 4	July 5 - Aug 1	Aug 2 - Aug 29	Aug 30 - Sep 26	Sept 27 - Oct 24	Oct 24 - Nov 22	Nov 23 - Dec 19
Total										

s.18(d)
s.21(1)(b)

Revenue Drop	Period 1	Period 2	Period 3	Period 4	Period 5	Period 6	Period 7	Period 8	Period 9
Timing				June 7 - July 4	July 5 - Aug 1	Aug 2 - Aug 29	Aug 30 - Sep 26	Sept 27 - Oct 24	Oct 24 - Nov 22
Total									

Revenue Drop	Period 1	Period 2	Period 3	Period 4	Period 5	Period 6	Period 7	Period 8	Period 9	Period 10
Timing				June 7 - July 4	July 5 - Aug 1	Aug 2 - Aug 29	Aug 30 - Sep 26	Sept 27 - Oct 24	Oct 24 - Nov 22	Oct 24 - Nov 22
Total										

	Period 1	Period 2	Period 3	Period 4	Period 5	Period 6	Period 7	Period 8	Period 9
Timing				June 7 - July 4	July 5 - Aug 1	Aug 2 - Aug 29	Aug 30 - Sep 26	Sept 27 - Oct 24	Oct 24 - Nov 22

s.18(d)
s.21(1)(b)

Revenue Drop	Period 1	Period 2	Period 3	Period 4	Period 5	Period 6	Period 7	Period 8	Period 9	Period 10
Timing				June 7 - July 4	July 5 - Aug 1	Aug 2 - Aug 29	Aug 30 - Sep 26	Sept 27 - Oct 24	Oct 24 - Nov 22	Nov 23 - Dec 19

Total

Revenue Drop	Period 1	Period 2	Period 3	Period 4	Period 5	Period 6	Period 7	Period 8	Period 9	Period 10
Timing				June 7 - July 4	July 5 - Aug 1	Aug 2 - Aug 29	Aug 30 - Sep 26	Sept 27 - Oct 24	Oct 24 - Nov 22	Nov 23 - Dec 19

s.18(d)
s.21(1)(b)

Total										
-------	--	--	--	--	--	--	--	--	--	--

	Period 1	Period 2	Period 3	Period 4	Period 5	Period 6	Period 7	Period 8	Period 9	Period 10
Timing				June 7 - July 4	July 5 - Aug 1	Aug 2 - Aug 29	Aug 30 - Sep 26	Sept 27 - Oct 24	Oct 24 - Nov 22	Nov 23 - Dec 19

Revenue Drop	Period 1	Period 2	Period 3	Period 4	Period 5	Period 6	Period 7	Period 8	Period 9	Period 10
Timing				June 7 - July 4	July 5 - Aug 1	Aug 2 - Aug 29	Aug 30 - Sep 26	Sept 27 - Oct 24	Oct 24 - Nov 22	Nov 23 - Dec 19

Total

Revenue Drop	Period 1	Period 2	Period 3	Period 4	Period 5	Period 6	Period 7	Period 8	Period 9	Period 10
Timing				June 7 - July 4	July 5 - Aug 1	Aug 2 - Aug 29	Aug 30 - Sep 26	Sept 27 - Oct 24	Oct 24 - Nov 22	Nov 23 - Dec 19

Total										

	Period 1	Period 2	Period 3	Period 4	Period 5	Period 6	Period 7	Period 8	Period 9	Period 10
Timing				June 7 - July 4	July 5 - Aug 1	Aug 2 - Aug 29	Aug 30 - Sep 26	Sept 27 - Oct 24	Oct 24 - Nov 22	Nov 23 - Dec 19

s.18(d)
s.21(1)(b)

Revenue Drop	Period 1	Period 2	Period 3	Period 4	Period 5	Period 6	Period 7	Period 8	Period 9	Period 10
Timing				June 7 - July 4	July 5 - Aug 1	Aug 2 - Aug 29	Aug 30 - Sep 26	Sept 27 - Oct 24	Oct 24 - Nov 22	Nov 23 - Dec 19
Total										

s.18(d)
s.21(1)(b)

Revenue Drop	Period 1	Period 2	Period 3	Period 4	Period 5	Period 6	Period 7	Period 8	Period 9	Period 10
Timing				June 7 - July 4	July 5 - Aug 1	Aug 2 - Aug 29	Aug 30 - Sep 26	Sept 27 - Oct 24	Oct 24 - Nov 22	Nov 23 - Dec 19
Total										

	Period 1	Period 2	Period 3	Period 4	Period 5	Period 6	Period 7	Period 8	Period 9	Period 10
Timing				June 7 - July 4	July 5 - Aug 1	Aug 2 - Aug 29	Aug 30 - Sep 26	Sept 27 - Oct 24	Oct 24 - Nov 22	Nov 23 - Dec 19

Revenue Drop	Period 1	Period 2	Period 3	Period 4	Period 5	Period 6	Period 7	Period 8	Period 9	Period 10
Timing				June 7 - July 4	July 5 - Aug 1	Aug 2 - Aug 29	Aug 30 - Sep 26	Sept 27 - Oct 24	Oct 24 - Nov 22	Nov 23 - Dec 19
Total										

Revenue Drop	Period 1	Period 2	Period 3	Period 4	Period 5	Period 6	Period 7	Period 8	Period 9	Period 10
Timing				June 7 - July 4	July 5 - Aug 1	Aug 2 - Aug 29	Aug 30 - Sep 26	Sept 27 - Oct 24	Oct 24 - Nov 22	Nov 23 - Dec 19
Total										

	Period 1	Period 2	Period 3	Period 4	Period 5	Period 6	Period 7	Period 8	Period 9	Period 10
Timing				June 7 - July 4	July 5 - Aug 1	Aug 2 - Aug 29	Aug 30 - Sep 26	Sept 27 - Oct 24	Oct 24 - Nov 22	Nov 23 - Dec 19

s.18(d)
s.21(1)(b)

	Jan-2020	Feb-2020	Mar-2020	Apr-2020	May-2020	Jun-2020	Jul-2020	Aug-2020	Sep-2020	Oct-2020	Nov-2020	Dec-2020

s.18(d)
s.21(1)(b)

4-week Period												

Total Gross - CIT												
Total Gross - PIT												
Total Gross												

Total Gross - CIT												
Total Gross - PIT												
Total Gross												

Total Gross - CIT												
Total Gross - PIT												
Total Gross												

s.69(1)(g) re: (d)
s.69(1)(g) re: (e)

Furloughed employee portion
Gross - CIT
Gross - PIT
CEWS New scheme
Gross - CIT
Gross - PIT
Total Gross - CIT
Total Gross - PIT
Total Gross

Furloughed employee portion
Gross - CIT
Gross - PIT
CEWS New scheme

Total Gross**Total Gross****Total Gross**

s.69(1)(g) re: (e)

Total Gross - PIT

Total Gross

	\$ million					
		CEWS 4week	Period 5	Period 6	Period 7	Period 8
Furloughed employee portion						
Gross - CIT						
Gross - PIT						
CEWS New scheme						
Gross - CIT						
Gross - PIT						
Total Gross - CIT						
Total Gross - PIT						
Total Gross						

	<i>\$ million</i>				
	CEWS 4week	Period 5	Period 6	Period 7	
<i>Furloughed employee portion</i>					
Gross - CIT					
Gross - PIT					
<i>CEWS New scheme</i>					
Gross - CIT					
Gross - PIT					
Total Gross - CIT					
Total Gross - PIT					
Total Gross					

	<i>\$ million</i>				
	CEWS 4week	Period 5	Period 6	Period 7	Period 8
<i>Furloughed employee portion</i>					
Gross - CIT					
Gross - PIT					
<i>CEWS New scheme</i>					
Gross - CIT					
Gross - PIT					
Total Gross - CIT					
Total Gross - PIT					
Total Gross					

	\$ million				
	CEWS 4week	Period 5	Period 6	Period 7	Period 8
<i>Furloughed employee portion</i>					

s.69(1)(g) re: (d)

s.69(1)(g) re: (e)

<i>Furloughed employee portion</i>			
Gross - CIT			
Gross - PIT			
<i>CEWS New scheme</i>			
Gross - CIT			
Gross - PIT			
Total Gross - CIT			
Total Gross - PIT			
Total Gross			

CEWS 4week	Period 5	Period 6	Period 7
------------	----------	----------	----------

Gross - CIT	
Gross - PIT	
<i>CEWS New scheme</i>	
Gross - CIT	
Gross - PIT	
Total Gross - CIT	
Total Gross - PIT	
Total Gross	

s.69(1)(g) re: (e)

CEWS 4week	Period 5	Period 6	Period 7	Period 8	Period 9	Period 10
------------	----------	----------	----------	----------	----------	-----------

Gross - CIT	
Gross - PIT	
<i>CEWS New scheme</i>	
Gross - CIT	
Gross - PIT	
Total Gross - CIT	
Total Gross - PIT	
Total Gross	

CEWS 4week	Period 5	Period 6	Period 7	Period 8	Period 9	Period 10
------------	----------	----------	----------	----------	----------	-----------

Gross - CIT	
Gross - PIT	
<i>CEWS New scheme</i>	
Gross - CIT	
Gross - PIT	
Total Gross - CIT	
Total Gross - PIT	
Total Gross	

	<i>\$ million</i>						
	CEWS 4week	Period 5	Period 6	Period 7	Period 8	Period 9	Period 10
<i>Furloughed employee portion</i>							
Gross - CIT							
Gross - PIT							
<i>CEWS New scheme</i>							
Gross - CIT							
Gross - PIT							
Total Gross - CIT							
Total Gross - PIT							
Total Gross							

		\$ million				
		CEWS 4week	Period 5	Period 6	Period 7	Period 8
<i>Furloughed employee portion</i>						
Gross - CIT						
Gross - PIT						
<i>CEWS New scheme</i>						
Gross - CIT						
Gross - PIT						
Total Gross - CIT						
Total Gross - PIT						
Total Gross						

s.69(1)(g) re: (d)

s.69(1)(g) re: (e)

	<i>\$ million</i>		
	Period 1	Period 2	Period 3
<i>Furloughed employee portion</i>			
Gross - CIT			
Gross - PIT			
<i>CEWS New scheme</i>			
Gross - CIT			
Gross - PIT			
Total Gross - CIT			
Total Gross - PIT			
Total Gross			

	CEWS 4week	Period 5	Period 6	Period 7	Period 8	Period 9	Period 10

Furloughed employee portion

Furloughed employee portion

Furloughed employee portion

000800

Gross - PIT

Total Gross - PIT

s.69(1)(g) re: (d)

s.69(1)(g) re: (e)

	CEWS 4week	Period 5	Period 6	Period 7	Period 8	Period 9	Period 10
<i>Furloughed employee portion</i>							
Gross - CIT							
Gross - PIT							
<i>CEWS New scheme</i>							
Gross - CIT							
Gross - PIT							
Total Gross - CIT							
Total Gross - PIT							
Total Gross							

	CEWS 4week	Period 5	Period 6	Period 7	Period 8	Period 9	Period 10
<i>Furloughed employee portion</i>							
Gross - CIT							
Gross - PIT							
<i>CEWS New scheme</i>							
Gross - CIT							
Gross - PIT							
Total Gross - CIT							
Total Gross - PIT							
Total Gross							

	CEWS 4week	Period 5	Period 6	Period 7	Period 8	Period 9	Period 10
<i>runaround employee portion</i>							
Gross - CIT							
Gross - PIT							
<i>CEWS New scheme</i>							
Gross - CIT							
Gross - PIT							
Total Gross - CIT							
Total Gross - PIT							
Total Gross							

	CEWS 4week	Period 5	Period 6	Period 7	Period 8	Period 9	Period 10
<i>Furloughed employee portion</i>							
Gross - CIT							
Gross - PIT							
<i>CEWS New scheme</i>							
Gross - CIT							
Gross - PIT							
Total Gross - CIT							
Total Gross - PIT							
Total Gross							

	CEWS 4week	Period 5	Period 6	Period 7	Period 8	Period 9	Period 10
<i>Furloughed employee portion</i>							
Gross - CIT							
Gross - PIT							
<i>CEWS New scheme</i>							
Gross - CIT							
Gross - PIT							
Total Gross - CIT							
Total Gross - PIT							
Total Gross							

	CEWS 4week	Period 5	Period 6	Period 7	Period 8	Period 9	Period 10
<i>Surrounding employee portion</i>							
Gross - CIT							
Gross - PIT							
<i>CEWS New scheme</i>							
Gross - CIT							
Gross - PIT							
Total Gross - CIT							
Total Gross - PIT							
Total Gross							

	CEWS 4week	Period 5	Period 6	Period 7	Period 8	Period 9	Period 10
<i>Furloughed employee portion</i>							
Gross - CIT							
Gross - PIT							

s.69(1)(g) re: (d)

s.69(1)(g) re: (e)

Total GrossTotal GrossTotal GrossTotal Gross

s.69(1)(g) re: (e)

[REDACTED]

		\$ million						
		CEWS 4week	Period 5	Period 6	Period 7	Period 8	Period 9	Period 10
Furlounged employee portion								
Gross - CIT								
Gross - PIT								
CEWS New scheme								
Gross - CIT								
Gross - PIT								
Total Gross - CIT								
Total Gross - PIT								
Total Gross								

		\$ million						
		CEWS 4week	Period 5	Period 6	Period 7	Period 8	Period 9	Period 10
Furlounged employee portion								
Gross - CIT								
Gross - PIT								
CEWS New scheme								
Gross - CIT								
Gross - PIT								
Total Gross - CIT								
Total Gross - PIT								
Total Gross								

		\$ million						
		CEWS 4week	Period 5	Period 6	Period 7	Period 8	Period 9	Period 10
Furlounged employee portion								
Gross - CIT								
Gross - PIT								
CEWS New scheme								
Gross - CIT								
Gross - PIT								
Total Gross - CIT								
Total Gross - PIT								
Total Gross								

		\$ million						
		CEWS 4week	Period 5	Period 6	Period 7	Period 8	Period 9	Period 10
Furlounged employee portion								
Gross - CIT								
Gross - PIT								

s.69(1)(g) re: (d)
s.69(1)(g) re: (e)

Gross - CIT	
Gross - PIT	
Total Gross - CIT	
Total Gross - PIT	
Total Gross	

Furloughed employee portion	
Gross - CIT	
Gross - PIT	
CEWS New scheme	
Gross - CIT	
Gross - PIT	
Total Gross - CIT	
Total Gross - PIT	
Total Gross	

CEWS 4week Period 5 Period 6 Period 7 Period 8 Period 9 Period 10

<i>Furloughed employee portion</i>	
Gross - CIT	
Gross - PIT	
<i>CEWS New scheme</i>	
Gross - CIT	
Gross - PIT	
Total Gross - CIT	
Total Gross - PIT	
Total Gross	

s.69(1)(g) re: (e)

Gross - PIT

Total Gross - PIT

CEWS 4week	Period 5	Period 6	Period 7	Period 8	Period 9	Period 10
------------	----------	----------	----------	----------	----------	-----------

Gross - PIT

Gross - PIT

Total Gross - PIT

CEWS 4week	Period 5	Period 6	Period 7	Period 8	Period 9	Period 10
------------	----------	----------	----------	----------	----------	-----------

Gross - PIT

Gross - PIT

Total Gross - PIT

s.69(1)(g) re: (e)

Effective CIT/PIT tax rate	10%	
Effective CIT tax rate (all corporations)	10%	
Effective CIT reduced tax rate	6%	Taxable PIT
Effective PIT tax rate	22%	64%
Effective partnerships tax rate	14%	

	2016A	2017A	2018A	2019A	2020A
SEPHAWE	956	976	1,001	1,024	1,052
Growth from X year to 2020	110.0%	107.9%	105.1%		

	Share of cost	\$ million					Total Without Tax exempt and partnerhsips		Share of cost	\$ million		
		2017	2018	Total	Total adjusted for share	Partnerhsips only				2017	2018	Total
Tier 1 - CIT								Tier 1 - CIT				
Tier 1 - PIT								Tier 1 - PIT				
Tier 2 - CIT								Tier 2 - CIT				
Tier 2 - PIT								Tier 2 - PIT				
Total Gross - CIT								Total Gross - CIT				
Total Gross - PIT								Total Gross - PIT				
Income Inclusion - CIT								Income Inclusion - CIT				
Income Inclusion - PIT								Income Inclusion - PIT				
Total Net - CIT								Total Net - CIT				
Total Net - PIT								Total Net - PIT				
Total Net								Total Net				
Total Net - CIT - Rounded								Total Net - CIT - Rounded				
Total Net - PIT - Rounded								Total Net - PIT - Rounded				
Total Net - Rounded								Total Net - Rounded				

	Share of cost	\$ million					Total Without Tax exempt and partnerhsips
		2017	2018	Total	Total adjusted for share	Partnerhsips only	
Tier 1 - CIT						0	
Tier 1 - PIT							
Tier 2 - CIT							
Tier 2 - PIT							
Total Gross - CIT							
Total Gross - PIT							
Income Inclusion - CIT							
Income Inclusion - PIT							
Total Net - CIT							
Total Net - PIT							
Total Net							
Total Net - CIT - Rounded							
Total Net - PIT - Rounded							
Total Net - Rounded							

s.69(1)(g) re: (d)

s.69(1)(g) re: (e)

		\$ million										
Share of cost							Total Without Tax exempt and partnerhsips	Share of cost				
		2017	2018	Total	Total adjusted for share	Partnerhsips only			2017	2018	Total	
Tier 1 - CIT									Tier 1 - CIT			
Tier 1 - PIT									Tier 1 - PIT			
Tier 2 - CIT									Tier 2 - CIT			
Tier 2 - PIT									Tier 2 - PIT			
Total Gross - CIT									Total Gross - CIT			
Total Gross - PIT									Total Gross - PIT			
Income Inclusion - CIT									Income Inclusion - CIT			
Income Inclusion - PIT									Income Inclusion - PIT			
Total Net - CIT									Total Net - CIT			
Total Net - PIT									Total Net - PIT			
Total Net									Total Net			
Total Net - CIT - Rounded									Total Net - CIT - Rounded			
Total Net - PIT - Rounded									Total Net - PIT - Rounded			
Total Net - Rounded									Total Net - Rounded			

		\$ million										
Share of cost							Share of cost					
		2017	2018	Total	Total adjusted for share	Partnerships only	Total Without Tax exempt and partnerships			2017	2018	Total
Tier 1 - CIT							Tier 1 - CIT					
Tier 1 - PIT							Tier 1 - PIT					
Tier 2 - CIT							Tier 2 - CIT					
Tier 2 - PIT							Tier 2 - PIT					
Total Gross - CIT							Total Gross - CIT					
Total Gross - PIT							Total Gross - PIT					
Income Inclusion - CIT							Income Inclusion - CIT					
Income Inclusion - PIT							Income Inclusion - PIT					
Total Net - CIT							Total Net - CIT					
Total Net - PIT							Total Net - PIT					
Total Net							Total Net					
Total Net - CIT - Rounded							Total Net - CIT - Rounded					
Total Net - PIT - Rounded							Total Net - PIT - Rounded					
Total Net - Rounded							Total Net - Rounded					

	Share of cost	\$ million					Total Without Tax exempt and partnerships		Share of cost				
		2017	2018	Total	Total adjusted for share	Partnerships only				2017	2018	Total	
Tier 1 - CIT							Tier 1 - CIT						
Tier 1 - PIT							Tier 1 - PIT						
Tier 2 - CIT							Tier 2 - CIT						
Tier 2 - PIT							Tier 2 - PIT						
Total Gross - CIT							Total Gross - CIT		s.69(1)(g) re: (d)				
Total Gross - PIT							Total Gross - PIT		s.69(1)(g) re: (e)				

Income Inclusion - CIT
Income Inclusion - PIT

Total Net - CIT
Total Net - PIT
Total Net

Total Net - CIT - Rounded
Total Net - PIT - Rounded
Total Net - Rounded

	Share of cost	\$ million					
		2017	2018	Total	Total adjusted for share	Partnerhsips only	Total Without Tax exempt and partnerhsips
Tier 1 - CIT							
Tier 1 - PIT							
Tier 2 - CIT							
Tier 2 - PIT							

Total Gross - CIT
Total Gross - PIT

Income Inclusion - CIT
Income Inclusion - PIT

Total Net - CIT
Total Net - PIT
Total Net

Total Net - CIT - Rounded
Total Net - PIT - Rounded
Total Net - Rounded

	Share of cost	\$ million					
		2017	2018	Total	Total adjusted for share	Partnerhsips only	Total Without Tax exempt and partnerhsips
Tier 1 - CIT							
Tier 1 - PIT							
Tier 2 - CIT							
Tier 2 - PIT							

Total Gross - CIT
Total Gross - PIT

Income Inclusion - CIT
Income Inclusion - PIT

Total Net - CIT
Total Net - PIT
Total Net

Total Net - CIT - Rounded
Total Net - PIT - Rounded

Income Inclusion - CIT
Income Inclusion - PIT

Total Net - CIT
Total Net - PIT
Total Net

Total Net - CIT - Rounded
Total Net - PIT - Rounded
Total Net - Rounded

	Share of cost	2017	2018	Total
Tier 1 - CIT				
Tier 1 - PIT				
Tier 2 - CIT				
Tier 2 - PIT				

Total Gross - CIT
Total Gross - PIT

Income Inclusion - CIT
Income Inclusion - PIT

Total Net - CIT
Total Net - PIT
Total Net

Total Net - CIT - Rounded
Total Net - PIT - Rounded
Total Net - Rounded

	Share of cost	2017	2018	Total
Tier 1 - CIT				
Tier 1 - PIT				
Tier 2 - CIT				
Tier 2 - PIT				

Total Gross - CIT
Total Gross - PIT

Income Inclusion - CIT
Income Inclusion - PIT

Total Net - CIT
Total Net - PIT
Total Net

Total Net - CIT - Rounded
Total Net - PIT - Rounded

Total Net - Rounded							Total Net - Rounded						
		Share of cost	\$ million							Share of cost			
			2017	2018	Total	Total adjusted for share	Partnerhsips only	Total Without Tax exempt and partnerhsips			2017	2018	Total
Tier 1 - CIT									Tier 1 - CIT				
Tier 1 - PIT									Tier 1 - PIT				
Tier 2 - CIT									Tier 2 - CIT				
Tier 2 - PIT									Tier 2 - PIT				
Total Gross - CIT									Total Gross - CIT				
Total Gross - PIT									Total Gross - PIT				
Income Inclusion - CIT									Income Inclusion - CIT				
Income Inclusion - PIT									Income Inclusion - PIT				
Total Net - CIT									Total Net - CIT				
Total Net - PIT									Total Net - PIT				
Total Net									Total Net				
Total Net - CIT - Rounded							Total Net - CIT - Rounded						
Total Net - PIT - Rounded							Total Net - PIT - Rounded						
Total Net - Rounded							Total Net - Rounded						
		Share of cost	\$ million							Share of cost			
			2017	2018	Total	Total adjusted for share	Partnerhsips only	Total Without Tax exempt and partnerhsips			2017	2018	Total
Tier 1 - CIT									Tier 1 - CIT				
Tier 1 - PIT									Tier 1 - PIT				
Tier 2 - CIT									Tier 2 - CIT				
Tier 2 - PIT									Tier 2 - PIT				
Total Gross - CIT									Total Gross - CIT				
Total Gross - PIT									Total Gross - PIT				
Income Inclusion - CIT									Income Inclusion - CIT				
Income Inclusion - PIT									Income Inclusion - PIT				
Total Net - CIT									Total Net - CIT				
Total Net - PIT									Total Net - PIT				
Total Net									Total Net				
Total Net - CIT - Rounded							Total Net - CIT - Rounded						
Total Net - PIT - Rounded							Total Net - PIT - Rounded						
Total Net - Rounded							Total Net - Rounded						
		Share of cost	\$ million							Share of cost			
			2017	2018	Total	Total adjusted for share	Partnerhsips only	Total Without Tax exempt and partnerhsips			2017	2018	Total
Tier 1 - CIT									Tier 1 - CIT				
Tier 1 - PIT									Tier 1 - PIT				
Tier 2 - CIT									Tier 2 - CIT				
Tier 2 - PIT									Tier 2 - PIT				
Total Gross - CIT									Total Gross - CIT				
Total Gross - PIT									Total Gross - PIT				
Income Inclusion - CIT									Income Inclusion - CIT				
Income Inclusion - PIT									Income Inclusion - PIT				
Total Net - CIT									Total Net - CIT				
Total Net - PIT									Total Net - PIT				
Total Net									Total Net				
Total Net - CIT - Rounded							Total Net - CIT - Rounded						
Total Net - PIT - Rounded							Total Net - PIT - Rounded						
Total Net - Rounded							Total Net - Rounded						
		Share of cost	\$ million							Share of cost			
			2017	2018	Total	Total adjusted for share	Partnerhsips only	Total Without Tax exempt and partnerhsips			2017	2018	Total
Tier 1 - CIT									Tier 1 - CIT				
Tier 1 - PIT									Tier 1 - PIT				
Tier 2 - CIT									Tier 2 - CIT				
	s.69(1)(g) re: (d)												
	s.69(1)(g) re: (e)												

Tier 2 - PIT
Total Gross - CIT
Total Gross - PIT
Income Inclusion - CIT
Income Inclusion - PIT
Total Net - CIT
Total Net - PIT
Total Net
Total Net - CIT - Rounded
Total Net - PIT - Rounded
Total Net - Rounded

Tier 2 - PIT
Total Gross - CIT
Total Gross - PIT
Income Inclusion - CIT
Income Inclusion - PIT
Total Net - CIT
Total Net - PIT
Total Net
Total Net - CIT - Rounded
Total Net - PIT - Rounded
Total Net - Rounded

		Share of cost	\$ million							Share of cost			
							Total Without Tax exempt and partnerhsips						
			2017	2018	Total	Total adjusted for share	Partnerhsips only				2017	2018	Total
Tier 1 - CIT								Tier 1 - CIT					
Tier 1 - PIT								Tier 1 - PIT					
Tier 2 - CIT								Tier 2 - CIT					
Tier 2 - PIT								Tier 2 - PIT					
Total Gross - CIT								Total Gross - CIT					
Total Gross - PIT								Total Gross - PIT					
Income Inclusion - CIT								Income Inclusion - CIT					
Income Inclusion - PIT								Income Inclusion - PIT					
Total Net - CIT								Total Net - CIT					
Total Net - PIT								Total Net - PIT					
Total Net								Total Net					
Total Net - CIT - Rounded								Total Net - CIT - Rounded					
Total Net - PIT - Rounded								Total Net - PIT - Rounded					
Total Net - Rounded								Total Net - Rounded					

		Share of cost	\$ million							Share of cost			
							Total Without Tax exempt and partnerhsips						
			2017	2018	Total	Total adjusted for share	Partnerhsips only				2017	2018	Total
Tier 1 - CIT								Tier 1 - CIT					
Tier 1 - PIT								Tier 1 - PIT					
Tier 2 - CIT								Tier 2 - CIT					
Tier 2 - PIT								Tier 2 - PIT					
Total Gross - CIT								Total Gross - CIT					
Total Gross - PIT								Total Gross - PIT					
Income Inclusion - CIT								Income Inclusion - CIT					
Income Inclusion - PIT								Income Inclusion - PIT					
Total Net - CIT								Total Net - CIT					

Total Net - PIT
Total Net

Total Net - CIT - Rounded
Total Net - PIT - Rounded
Total Net - Rounded

	Share of cost	\$ million						
		Total Without Tax exempt and partnerhsips						
		2017	2018	Total	Total adjusted for share	Partnerhsips only		
Tier 1 - CIT								
Tier 1 - PIT								
Tier 2 - CIT								
Tier 2 - PIT								
Total Gross - CIT								
Total Gross - PIT								
Income Inclusion - CIT								
Income Inclusion - PIT								
Total Net - CIT								
Total Net - PIT								
Total Net								
Total Net - CIT - Rounded								
Total Net - PIT - Rounded								
Total Net - Rounded								

Total Net - PIT
Total Net

Total Net - CIT - Rounded
Total Net - PIT - Rounded
Total Net - Rounded

	Share of cost				
		2017			2018
		2017			2018
Tier 1 - CIT					
Tier 1 - PIT					
Tier 2 - CIT					
Tier 2 - PIT					
Total Gross - CIT					
Total Gross - PIT					
Income Inclusion - CIT					
Income Inclusion - PIT					
Total Net - CIT					
Total Net - PIT					
Total Net					
Total Net - CIT - Rounded					
Total Net - PIT - Rounded					
Total Net - Rounded					

	Share of cost	\$ million						
		Total Without Tax exempt and partnerhsips						
		2017	2018	Total	Total adjusted for share	Partnerhsips only		
Tier 1 - CIT								
Tier 1 - PIT								
Tier 2 - CIT								
Tier 2 - PIT								
Total Gross - CIT								
Total Gross - PIT								
Income Inclusion - CIT								
Income Inclusion - PIT								
Total Net - CIT								
Total Net - PIT								
Total Net								
Total Net - CIT - Rounded								
Total Net - PIT - Rounded								
Total Net - Rounded								

	Share of cost				
		2017			2018
		2017			2018
Tier 1 - CIT					
Tier 1 - PIT					
Tier 2 - CIT					
Tier 2 - PIT					
Total Gross - CIT					
Total Gross - PIT					
Income Inclusion - CIT					
Income Inclusion - PIT					
Total Net - CIT					
Total Net - PIT					
Total Net					
Total Net - CIT - Rounded					
Total Net - PIT - Rounded					
Total Net - Rounded					

	Share of cost	\$ million						
		Total Without Tax exempt and partnerhsips						
		2017	2018	Total	Total adjusted for share	Partnerhsips only		

s.69(1)(g) re: (d)
s.69(1)(g) re: (e)

Tier 1 - CIT	
Tier 1 - PIT	
Tier 2 - CIT	
Tier 2 - PIT	

Total Gross - CIT
Total Gross - PIT

Income Inclusion - CIT
Income Inclusion - PIT

Total Net - CIT
Total Net - PIT
Total Net

Total Net - CIT - Rounded
Total Net - PIT - Rounded
Total Net - Rounded

	Share of cost	\$ million					
						Total Without Tax exempt and partnerhsips	
		2017	2018	Total	Total adjusted for share	Partnerhsips only	

Tier 1 - CIT	
Tier 1 - PIT	

Tier 2 - CIT	
Tier 2 - PIT	

Total Gross - CIT
Total Gross - PIT

Income Inclusion - CIT
Income Inclusion - PIT

Total Net - CIT
Total Net - PIT
Total Net

Total Net - CIT - Rounded
Total Net - PIT - Rounded
Total Net - Rounded

	Share of cost	\$ million					
						Total Without Tax exempt and partnerhsips	
		2017	2018	Total	Total adjusted for share	Partnerhsips only	

Tier 1 - CIT	
Tier 1 - PIT	

Tier 2 - CIT	
Tier 2 - PIT	

Total Gross - CIT
Total Gross - PIT

Income Inclusion - CIT
Income Inclusion - PIT

s.69(1)(g) re: (d)
s.69(1)(g) re: (e)

Tier 1 - CIT	
Tier 1 - PIT	

Tier 2 - CIT	
Tier 2 - PIT	

Total Gross - CIT
Total Gross - PIT

Income Inclusion - CIT
Income Inclusion - PIT

Total Net - CIT
Total Net - PIT
Total Net

Total Net - CIT - Rounded
Total Net - PIT - Rounded
Total Net - Rounded

	Share of cost				
		2017	2018	Total	

Tier 1 - CIT	
Tier 1 - PIT	

Tier 2 - CIT	
Tier 2 - PIT	

Total Gross - CIT
Total Gross - PIT

Income Inclusion - CIT
Income Inclusion - PIT

Total Net - CIT
Total Net - PIT
Total Net

Total Net - CIT - Rounded
Total Net - PIT - Rounded
Total Net - Rounded

	Share of cost				
		2017	2018	Total	

Tier 1 - CIT	
Tier 1 - PIT	

Tier 2 - CIT	
Tier 2 - PIT	

Total Gross - CIT
Total Gross - PIT

Income Inclusion - CIT
Income Inclusion - PIT

Total Net - CIT
Total Net - PIT
Total Net

Total Net - CIT - Rounded
Total Net - PIT - Rounded
Total Net - Rounded

Total Net - CIT
Total Net - PIT
Total Net

Total Net - CIT - Rounded
Total Net - PIT - Rounded
Total Net - Rounded

	Share of cost	\$ million					Total Without Tax exempt and partnerhsips
		2017	2018	Total	Total adjusted for share	Partnerhsips only	
Tier 1 - CIT							
Tier 1 - PIT							
Tier 2 - CIT							
Tier 2 - PIT							

Total Gross - CIT
Total Gross - PIT

Income Inclusion - CIT
Income Inclusion - PIT

Total Net - CIT
Total Net - PIT
Total Net

Total Net - CIT - Rounded
Total Net - PIT - Rounded
Total Net - Rounded

	Share of cost	\$ million					Total Without Tax exempt and partnerhsips
		2017	2018	Total	Total adjusted for share	Partnerhsips only	

Total Gross - CIT
Total Gross - PIT

Income Inclusion - CIT
Income Inclusion - PIT

Total Net - CIT
Total Net - PIT
Total Net

Total Net - CIT - Rounded
Total Net - PIT - Rounded
Total Net - Rounded

Total Gross - CIT
Total Gross - PIT

Income Inclusion - CIT
Income Inclusion - PIT

Total Net - CIT
Total Net - PIT
Total Net

Total Net - CIT - Rounded
Total Net - PIT - Rounded
Total Net - Rounded

	Share of cost			
		2017	2018	Total

	Share of cost	\$ million							Share of cost			
		2017	2018	Total	Total adjusted for share	Partnerhsips only	Total Without Tax exempt and partnerhsips			2017	2018	Total
Tier 1 - CIT								Tier 1 - CIT				
Tier 1 - PIT								Tier 1 - PIT				
Tier 2 - CIT								Tier 2 - CIT				
Tier 2 - PIT								Tier 2 - PIT				
Total Gross - CIT								Total Gross - CIT				
Total Gross - PIT								Total Gross - PIT				
Income Inclusion - CIT								Income Inclusion - CIT				
Income Inclusion - PIT								Income Inclusion - PIT				
Total Net - CIT								Total Net - CIT				
Total Net - PIT								Total Net - PIT				
Total Net								Total Net				
Total Net - CIT - Rounded								Total Net - CIT - Rounded				
Total Net - PIT - Rounded								Total Net - PIT - Rounded				
Total Net - Rounded								Total Net - Rounded				

	Share of cost	\$ million						
		2017	2018	Total	Total adjusted for share	Partnerhsips only	Total Without Tax exempt and partnerhsips	
Total Gross - CIT								
Total Gross - PIT								
Income Inclusion - CIT								
Income Inclusion - PIT								
Total Net - CIT								
Total Net - PIT								
Total Net								
Total Net - CIT - Rounded								
Total Net - PIT - Rounded								
Total Net - Rounded								

s.69(1)(g) re: (d)

s.69(1)(g) re: (e)

	Share of cost	\$ million						
		2017	2018	Total	Total adjusted for share	Partnerhsips only	Total Without Tax exempt and partnerhsips	

[illegible]

Income Inclusion - CIT
Income Inclusion - PIT

Total Net - CIT
Total Net - PIT
Total Net

Total Net - CIT - Rounded
Total Net - PIT - Rounded
Total Net - Rounded

	Share of cost	\$ million					Total Without Tax exempt and partnerships
		2017	2018	Total	Total adjusted for share	Partnerships only	

Tier 1 - CIT
Tier 1 - PIT

Tier 2 - CIT
Tier 2 - PIT

Total Gross - CIT
Total Gross - PIT

Income Inclusion - CIT
Income Inclusion - PIT

Total Net - CIT
Total Net - PIT
Total Net

Total Net - CIT - Rounded
Total Net - PIT - Rounded
Total Net - Rounded

	Share of cost	\$ million					Total Without Tax exempt and partnerships
		2017	2018	Total	Total adjusted for share	Partnerships only	

Tier 1 - CIT
Tier 1 - PIT

Tier 2 - CIT
Tier 2 - PIT

Total Gross - CIT
Total Gross - PIT

Income Inclusion - CIT
Income Inclusion - PIT

Total Net - CIT
Total Net - PIT
Total Net

Total Net - CIT - Rounded
Total Net - PIT - Rounded
Total Net - Rounded

Income Inclusion - CIT
Income Inclusion - PIT

Total Net - CIT
Total Net - PIT
Total Net

Total Net - CIT - Rounded
Total Net - PIT - Rounded
Total Net - Rounded

	Share of cost			
		2017	2018	Total

Tier 1 - CIT
Tier 1 - PIT

Tier 2 - CIT
Tier 2 - PIT

Total Gross - CIT
Total Gross - PIT

Income Inclusion - CIT
Income Inclusion - PIT

Total Net - CIT
Total Net - PIT
Total Net

Total Net - CIT - Rounded
Total Net - PIT - Rounded
Total Net - Rounded

	Share of cost			
		2017	2018	Total

Tier 1 - CIT
Tier 1 - PIT

Tier 2 - CIT
Tier 2 - PIT

Total Gross - CIT
Total Gross - PIT

Income Inclusion - CIT
Income Inclusion - PIT

Total Net - CIT
Total Net - PIT
Total Net

Total Net - CIT - Rounded
Total Net - PIT - Rounded
Total Net - Rounded

s.69(1)(g) re: (d)

s.69(1)(g) re: (e)

	Share of cost	\$ million					Total Without Tax exempt and partnerhsips		Share of cost			
		2017	2018	Total	Total adjusted for share	Partnerhsips only				2017	2018	Total
Tier 1 - CIT								Tier 1 - CIT				
Tier 1 - PIT								Tier 1 - PIT				
Tier 2 - CIT								Tier 2 - CIT				
Tier 2 - PIT								Tier 2 - PIT				
Total Gross - CIT								Total Gross - CIT				
Total Gross - PIT								Total Gross - PIT				
Income Inclusion - CIT								Income Inclusion - CIT				
Income Inclusion - PIT								Income Inclusion - PIT				
Total Net - CIT								Total Net - CIT				
Total Net - PIT								Total Net - PIT				
Total Net								Total Net				
Total Net - CIT - Rounded								Total Net - CIT - Rounded				
Total Net - PIT - Rounded								Total Net - PIT - Rounded				
Total Net - Rounded								Total Net - Rounded				

	Share of cost	\$ million					Total Without Tax exempt and partnerhsips		Share of cost			
		2017	2018	Total	Total adjusted for share	Partnerhsips only				2017	2018	Total
Tier 1 - CIT								Tier 1 - CIT				
Tier 1 - PIT								Tier 1 - PIT				
Tier 2 - CIT								Tier 2 - CIT				
Tier 2 - PIT								Tier 2 - PIT				
Total Gross - CIT								Total Gross - CIT				
Total Gross - PIT								Total Gross - PIT				
Income Inclusion - CIT								Income Inclusion - CIT				
Income Inclusion - PIT								Income Inclusion - PIT				
Total Net - CIT								Total Net - CIT				
Total Net - PIT								Total Net - PIT				
Total Net								Total Net				
Total Net - CIT - Rounded								Total Net - CIT - Rounded				
Total Net - PIT - Rounded								Total Net - PIT - Rounded				
Total Net - Rounded								Total Net - Rounded				

	Share of cost	\$ million					Total Without Tax exempt and partnerhsips		Share of cost			
		2017	2018	Total	Total adjusted for share	Partnerhsips only				2017	2018	Total
Tier 1 - CIT								Tier 1 - CIT				
Tier 1 - PIT								Tier 1 - PIT				
Tier 2 - CIT								Tier 2 - CIT				
Tier 2 - PIT								Tier 2 - PIT				
Total Gross - CIT								Total Gross - CIT				

s.69(1)(g) re: (d)

s.69(1)(g) re: (e)

Total Gross - PIT

Income Inclusion - CIT
Income Inclusion - PIT

Total Net - CIT
Total Net - PIT
Total Net

Total Net - CIT - Rounded
Total Net - PIT - Rounded
Total Net - Rounded

	Share of cost	\$ million					Total Without Tax exempt and partnerhsips
		2017	2018	Total	Total adjusted for share	Partnerhsips only	partnerhsips
Tier 1 - CIT	40%	11,753	10,001	12,116		40%	
Tier 1 - PIT							
Tier 2 - CIT							
Tier 2 - PIT							
Total Gross - CIT							
Total Gross - PIT							
Income Inclusion - CIT							
Income Inclusion - PIT							
Total Net - CIT							
Total Net - PIT							
Total Net							
Total Net - CIT - Rounded							
Total Net - PIT - Rounded							
Total Net - Rounded							

	Share of cost	\$ million					Total Without Tax exempt and partnerhsips
		2017	2018	Total	Total adjusted for share	Partnerhsips only	partnerhsips
Tier 1 - CIT							
Tier 1 - PIT							
Tier 2 - CIT							
Tier 2 - PIT							
Total Gross - CIT							
Total Gross - PIT							
Income Inclusion - CIT							
Income Inclusion - PIT							
Total Net - CIT							
Total Net - PIT							
Total Net							
Total Net - CIT - Rounded							
Total Net - PIT - Rounded							
Total Net - Rounded							

s.69(1)(g) re: (d)

s.69(1)(g) re: (e)

Total Gross - PIT

Income Inclusion - CIT
Income Inclusion - PIT

Total Net - CIT
Total Net - PIT
Total Net

Total Net - CIT - Rounded
Total Net - PIT - Rounded
Total Net - Rounded

	Share of cost	2017	2018	Total
		11,753	10,001	12,116
		11,753	10,001	12,116
Tier 1 - CIT				
Tier 1 - PIT				
Tier 2 - CIT				
Tier 2 - PIT				
Total Gross - CIT				
Total Gross - PIT				
Income Inclusion - CIT				
Income Inclusion - PIT				
Total Net - CIT				
Total Net - PIT				
Total Net				
Total Net - CIT - Rounded				
Total Net - PIT - Rounded				
Total Net - Rounded				

	Share of cost	2017	2018	Total
		11,753	10,001	12,116
		11,753	10,001	12,116
Tier 1 - CIT				
Tier 1 - PIT				
Tier 2 - CIT				
Tier 2 - PIT				
Total Gross - CIT				
Total Gross - PIT				
Income Inclusion - CIT				
Income Inclusion - PIT				
Total Net - CIT				
Total Net - PIT				
Total Net				
Total Net - CIT - Rounded				
Total Net - PIT - Rounded				
Total Net - Rounded				

		Share of cost	\$ million						
Total Without Tax exempt and partnerhsips									Total Without Tax exempt and partnerhsips
Total adjusted for sl Partnerhsips only	partnerhsips		2017	2018	Total	Total adjusted for share	Partnerhsips only		partnerhsips
	Tier 1 - CIT								
	Tier 1 - PIT								
	Tier 2 - CIT								
	Tier 2 - PIT								
	Total Gross - CIT								
	Total Gross - PIT								
	Income Inclusion - CIT								
	Income Inclusion - PIT								
	Total Net - CIT								
	Total Net - PIT								
	Total Net								
	Total Net - CIT - Rounded								
	Total Net - PIT - Rounded								
	Total Net - Rounded								

s.69(1)(g) re: (d)

s.69(1)(g) re: (e)

s.69(1)(g) re: (d)
s.69(1)(g) re: (e)

s.69(1)(g) re: (d)
s.69(1)(g) re: (e)

s.69(1)(g) re: (d)
s.69(1)(g) re: (e)

Income Inclusion - CIT
Income Inclusion - PIT

Total Net - CIT
Total Net - PIT
Total Net

Total Net - CIT - Rounded
Total Net - PIT - Rounded
Total Net - Rounded

Income Inclusion - CIT
Income Inclusion - PIT

Total Net - CIT
Total Net - PIT
Total Net

Total Net - CIT - Rounded
Total Net - PIT - Rounded

\$ million		Share of cost		\$ million				
Total Without Tax exempt and partnerhsips				Total Without Tax exempt and partnerhsips				
Total adjusted for sl Partnerhsips only		2017	2018	Total	Total adjusted for share	Partnerhsips only		
	Tier 1 - CIT							
	Tier 1 - PIT							
	Tier 2 - CIT							
	Tier 2 - PIT							
	Total Gross - CIT							
	Total Gross - PIT							
	Income Inclusion - CIT							
	Income Inclusion - PIT							
	Total Net - CIT							
	Total Net - PIT							
	Total Net							
	Total Net - CIT - Rounded							
	Total Net - PIT - Rounded							
	Total Net - Rounded							

Total Net - Rounded										Total Net - Rounded									
\$ million				Share of cost		\$ million								Share of cost					
		Total Without Tax exempt and partnerhsips										Total Without Tax exempt and partnerhsips							
Total adjusted for sl Partnerhsips only						2017		2018		Total		Total adjusted for share		Partnerhsips only					

s.69(1)(g) re: (d)

s.69(1)(g) re: (e)

000824

Tier 2 - PIT	
Total Gross - CIT	
Total Gross - PIT	
Income Inclusion - CIT	
Income Inclusion - PIT	
Total Net - CIT	
Total Net - PIT	
Total Net	
Total Net - CIT - Rounded	
Total Net - PIT - Rounded	
Total Net - Rounded	

\$ million		Share of cost	\$ million							Share of cost			
Total adjusted for sl Partnerships only	Total Without Tax exempt and partnerships		2017	2018	Total	Total adjusted for share Partnerships only	Total Without Tax exempt and partnerships	2017	2018		Total		
	Tier 1 - CIT							Tier 1 - CIT					
	Tier 1 - PIT							Tier 1 - PIT					
	Tier 2 - CIT							Tier 2 - CIT					
	Tier 2 - PIT							Tier 2 - PIT					
	Total Gross - CIT							Total Gross - CIT					
	Total Gross - PIT							Total Gross - PIT					
	Income Inclusion - CIT							Income Inclusion - CIT					
	Income Inclusion - PIT							Income Inclusion - PIT					
	Total Net - CIT							Total Net - CIT					
	Total Net - PIT							Total Net - PIT					
	Total Net							Total Net					
	Total Net - CIT - Rounded							Total Net - CIT - Rounded					
	Total Net - PIT - Rounded							Total Net - PIT - Rounded					
	Total Net - Rounded							Total Net - Rounded					

\$ million				Share of cost				\$ million				Share of cost	
		Total Without Tax exempt and partnerships								Total Without Tax exempt and partnerships			
Total adjusted for s/ Partnerships only				2017	2018	Total	Total adjusted for share	Partnerships only			2017	2018	Total
2,422		Tier 1 - CIT							Tier 1 - CIT				
		Tier 1 - PIT							Tier 1 - PIT				
		Tier 2 - CIT							Tier 2 - CIT				
		Tier 2 - PIT							Tier 2 - PIT				
		Total Gross - CIT							Total Gross - CIT				
		Total Gross - PIT							Total Gross - PIT				
		Income Inclusion - CIT							Income Inclusion - CIT				
		Income Inclusion - PIT							Income Inclusion - PIT				
		Total Net - CIT							Total Net - CIT				
		s.69(1)(g) re: (d)											
		s.69(1)(g) re: (e)											

[illegible]

	Tier 1 - CIT									Tier 1 - CIT									
	Tier 1 - PIT									Tier 1 - PIT									
	Tier 2 - CIT									Tier 2 - CIT									
	Tier 2 - PIT									Tier 2 - PIT									
	Total Gross - CIT									Total Gross - CIT									
	Total Gross - PIT									Total Gross - PIT									
	Income Inclusion - CIT									Income Inclusion - CIT									
	Income Inclusion - PIT									Income Inclusion - PIT									
	Total Net - CIT									Total Net - CIT									
	Total Net - PIT									Total Net - PIT									
	Total Net									Total Net									
	Total Net - CIT - Rounded									Total Net - CIT - Rounded									
	Total Net - PIT - Rounded									Total Net - PIT - Rounded									
	Total Net - Rounded									Total Net - Rounded									

\$ million				Share of cost				\$ million				Share of cost			
		Total Without Tax exempt and partnerhsips								Total Without Tax exempt and partnerhsips					
Total adjusted for sl Partnerhsips only				2017	2018	Total	Total adjusted for share	Partnerhsips only				2017	2018	Total	
		Tier 1 - CIT								Tier 1 - CIT					
		Tier 1 - PIT								Tier 1 - PIT					
		Tier 2 - CIT								Tier 2 - CIT					
		Tier 2 - PIT								Tier 2 - PIT					
		Total Gross - CIT								Total Gross - CIT					
		Total Gross - PIT								Total Gross - PIT					
		Income Inclusion - CIT								Income Inclusion - CIT					
		Income Inclusion - PIT								Income Inclusion - PIT					
		Total Net - CIT								Total Net - CIT					
		Total Net - PIT								Total Net - PIT					
		Total Net								Total Net					
		Total Net - CIT - Rounded								Total Net - CIT - Rounded					
		Total Net - PIT - Rounded								Total Net - PIT - Rounded					
		Total Net - Rounded								Total Net - Rounded					

\$ million				Share of cost				\$ million				Share of cost			
		Total Without Tax exempt and partnerhsips								Total Without Tax exempt and partnerhsips					
Total adjusted for sl Partnerhsips only				2017	2018	Total	Total adjusted for share	Partnerhsips only				2017	2018	Total	
		Tier 1 - CIT								Tier 1 - CIT					
		Tier 1 - PIT								Tier 1 - PIT					
		Tier 2 - CIT								Tier 2 - CIT					
		Tier 2 - PIT								Tier 2 - PIT					
		Total Gross - CIT								Total Gross - CIT					
		Total Gross - PIT								Total Gross - PIT					
		Income Inclusion - CIT								Income Inclusion - CIT					
		Income Inclusion - PIT								Income Inclusion - PIT					

s.69(1)(g) re: (d)

s.69(1)(g) re: (e)

Total Net - CIT
Total Net - PIT
Total Net

Total Net - CIT - Rounded
Total Net - PIT - Rounded
Total Net - Rounded

Total Net - CIT
Total Net - PIT
Total Net

Total Net - CIT - Rounded
Total Net - PIT - Rounded
Total Net - Rounded

s.69(1)(g) re: (d)
s.69(1)(g) re: (e)

\$ million	
	Total Without Tax exempt and
Total adjusted for sl Partnerhsips only	partnerhsips

\$ million			Share of cost		\$ million						Share of cost				
Total Without Tax exempt and partnerhsips									Total Without Tax exempt and partnerhsips						
Total adjusted for sl Partnerships only				2017	2018	Total	Total adjusted for share	Partnerhsips only				2017	2018	Total	
	Tier 1 - CIT										Tier 1 - CIT				
	Tier 1 - PIT										Tier 1 - PIT				
	Tier 2 - CIT										Tier 2 - CIT				
	Tier 2 - PIT										Tier 2 - PIT				
	Total Gross - CIT										Total Gross - CIT				
	Total Gross - PIT										Total Gross - PIT				
	Income Inclusion - CIT										Income Inclusion - CIT				
	Income Inclusion - PIT										Income Inclusion - PIT				
	Total Net - CIT										Total Net - CIT				
	Total Net - PIT										Total Net - PIT				
	Total Net										Total Net				
	Total Net - CIT - Rounded										Total Net - CIT - Rounded				
	Total Net - PIT - Rounded										Total Net - PIT - Rounded				
	Total Net - Rounded										Total Net - Rounded				

s.69(1)(g) re: (d)

s.69(1)(g) re: (e)

\$ million		Share of cost				\$ million		Share of cost			
Total adjusted for sl Partnerships only	Total Without Tax exempt and partnerships		2017	2018	Total	Total adjusted for share	Partnerships only		2017	2018	Total
	Tier 1 - CIT								Tier 1 - CIT		
	Tier 1 - PIT								Tier 1 - PIT		
	Tier 2 - CIT								Tier 2 - CIT		
	Tier 2 - PIT								Tier 2 - PIT		
	Total Gross - CIT								Total Gross - CIT		
	Total Gross - PIT								Total Gross - PIT		
	Income Inclusion - CIT								Income Inclusion - CIT		
	Income Inclusion - PIT								Income Inclusion - PIT		
	Total Net - CIT								Total Net - CIT		
	Total Net - PIT								Total Net - PIT		
	Total Net								Total Net		
	Total Net - CIT - Rounded								Total Net - CIT - Rounded		
	Total Net - PIT - Rounded								Total Net - PIT - Rounded		
	Total Net - Rounded								Total Net - Rounded		

\$ million	
Total adjusted for sl Partnerships only	Total Without Tax exempt and partnerships

s.69(1)(g) re: (d)
s.69(1)(g) re: (e)



\$ million				Share of cost		\$ million				Share of cost	
		Total Without Tax exempt and partnerhsips						Total Without Tax exempt and partnerhsips			
Total adjusted for sl Partnerships only				2017	2018	Total	Total adjusted for share	Partnerships only			
		Tier 1 - CIT								Tier 1 - CIT	
		Tier 1 - PIT								Tier 1 - PIT	
		Tier 2 - CIT								Tier 2 - CIT	
		Tier 2 - PIT								Tier 2 - PIT	
		Total Gross - CIT								Total Gross - CIT	
		Total Gross - PIT								Total Gross - PIT	
		Income Inclusion - CIT								Income Inclusion - CIT	
		Income Inclusion - PIT								Income Inclusion - PIT	
		Total Net - CIT								Total Net - CIT	
		Total Net - PIT								Total Net - PIT	
		Total Net								Total Net	
		Total Net - CIT - Rounded								Total Net - CIT - Rounded	
		Total Net - PIT - Rounded								Total Net - PIT - Rounded	
		Total Net - Rounded								Total Net - Rounded	

\$ million	
Total Without Tax exempt and partnerhsips	
Total adjusted for sl Partnerships only	

s.69(1)(g) re: (d)

s.69(1)(g) re: (e)

\$ million		Share of cost	\$ million					
Total adjusted for sl Partnerships only	Total Without Tax exempt and partnerhsips		2017	2018	Total	Total adjusted for share	Partnerships only	Total Without Tax exempt and partnerhsips
	Tier 1 - CIT							
	Tier 1 - PIT							
	Tier 2 - CIT							
	Tier 2 - PIT							
	Total Gross - CIT							
	Total Gross - PIT							
	Income Inclusion - CIT							
	Income Inclusion - PIT							
	Total Net - CIT							
	Total Net - PIT							
	Total Net							
	Total Net - CIT - Rounded							
	Total Net - PIT - Rounded							
	Total Net - Rounded							

[illegible]

\$ million		Share of cost	\$ million					
Total adjusted for si Partnerhsips only	Total Without Tax exempt and partnerhsips		2017	2018	Total	Total adjusted for share	Partnerships only	Total Without Tax exempt and partnerhsips
	Tier 1 - CIT							
	Tier 1 - PIT							
	Tier 2 - CIT							
	Tier 2 - PIT							
	Total Gross - CIT							

s.69(1)(g) re: (d)

s.69(1)(g) re: (e)

	Total Gross - PIT
	Income Inclusion - CIT
	Income Inclusion - PIT
	Total Net - CIT
	Total Net - PIT
	Total Net
	Total Net - CIT - Rounded
	Total Net - PIT - Rounded
	Total Net - Rounded

[illegible]

\$ million			Share of cost				\$ million		
Total adjusted for share	Partnerships only	Total Without Tax exempt and partnerhsips		2017	2018	Total	Total adjusted for share	Partnerships only	Total Without Tax exempt and partnerhsips
		Tier 1 - CIT							
		Tier 1 - PIT							
		Tier 2 - CIT							
		Tier 2 - PIT							
		Total Gross - CIT							
		Total Gross - PIT							
		Income Inclusion - CIT							
		Income Inclusion - PIT							
		Total Net - CIT							
		Total Net - PIT							
		Total Net							
		Total Net - CIT - Rounded							
		Total Net - PIT - Rounded							
		Total Net - Rounded							

\$ million		
		Total Without Tax exempt and partnerships
Total adjusted for share	Partnerships only	

s.69(1)(g) re: (d)
s.69(1)(g) re: (e)



\$ million		
		Total Without Tax exempt and partnerships
Total adjusted for share	Partnerships only	



s.69(1)(g) re: (d)

s.69(1)(g) re: (e)

\$ million		
		Total Without Tax exempt and partnerships
Total adjusted for share	Partnerships only	

s.69(1)(g) re: (d)
s.69(1)(g) re: (e)

\$ million		
		Total Without Tax exempt and partnerships
Total adjusted for share	Partnerships only	

s.69(1)(g) re: (d)
s.69(1)(g) re: (e)



\$ million		
		Total Without Tax exempt and partnerships
Total adjusted for share	Partnerships only	


s.69(1)(g) re: (d)
s.69(1)(g) re: (e)



\$ million			Share of cost	\$ million			Share of cost	\$ million		
Total adjusted for share	Partnerhsips only	Total Without Tax exempt and partnerhsips		2017	2018	Total		2017	2018	Total
		Tier 1 - CIT								Tier 1 - CIT
		Tier 1 - PIT								Tier 1 - PIT
		Tier 2 - CIT								Tier 2 - CIT
		Tier 2 - PIT								Tier 2 - PIT
		Total Gross - CIT								Total Gross - CIT
		Total Gross - PIT								Total Gross - PIT
		Income Inclusion - CIT								Income Inclusion - CIT
		Income Inclusion - PIT								Income Inclusion - PIT
		Total Net - CIT								Total Net - CIT
		Total Net - PIT								Total Net - PIT
		Total Net								Total Net
		Total Net - CIT - Rounded								Total Net - CIT - Rounded
		Total Net - PIT - Rounded								Total Net - PIT - Rounded
		Total Net - Rounded								Total Net - Rounded

\$ million			Share of cost	\$ million			Share of cost	\$ million		
Total adjusted for share	Partnerhsips only	Total Without Tax exempt and partnerhsips		2017	2018	Total		2017	2018	Total
		Tier 1 - CIT								Tier 1 - CIT
		Tier 1 - PIT								Tier 1 - PIT
		Tier 2 - CIT								Tier 2 - CIT
		Tier 2 - PIT								Tier 2 - PIT
		Total Gross - CIT								Total Gross - CIT
		Total Gross - PIT								Total Gross - PIT
		Income Inclusion - CIT								Income Inclusion - CIT
		Income Inclusion - PIT								Income Inclusion - PIT
		Total Net - CIT								Total Net - CIT
		Total Net - PIT								Total Net - PIT
		Total Net								Total Net
		Total Net - CIT - Rounded								Total Net - CIT - Rounded
		Total Net - PIT - Rounded								Total Net - PIT - Rounded
		Total Net - Rounded								Total Net - Rounded

\$ million			Share of cost	\$ million			Share of cost	\$ million		
Total adjusted for share	Partnerhsips only	Total Without Tax exempt and partnerhsips		2017	2018	Total		2017	2018	Total



Total Net - CIT
Total Net - PIT
Total Net

Total Net - CIT - Rounded
Total Net - PIT - Rounded
Total Net - Rounded

Total Net - CIT
Total Net - PIT
Total Net

Total Net - CIT - Rounded
Total Net - PIT - Rounded
Total Net - Rounded

s.69(1)(g) re: (d)
s.69(1)(g) re: (e)

\$ million			Share of cost		\$ million			Share of cost		\$ million		
		Total Without Tax exempt and partnerhsips					Total Without Tax exempt and partnerhsips					Total Without Tax exempt and partnerhsips
Total adjusted for share	Partnerhsips only		2017	2018	Total	Total adjusted for share	Partnerhsips only	2017	2018	Total	Total adjusted for share	Partnerhsips only
		Tier 1 - CIT					Tier 1 - CIT					
		Tier 1 - PIT					Tier 1 - PIT					
		Tier 2 - CIT					Tier 2 - CIT					
		Tier 2 - PIT					Tier 2 - PIT					
		Total Gross - CIT					Total Gross - CIT					
		Total Gross - PIT					Total Gross - PIT					
		Income Inclusion - CIT					Income Inclusion - CIT					
		Income Inclusion - PIT					Income Inclusion - PIT					
		Total Net - CIT					Total Net - CIT					
		Total Net - PIT					Total Net - PIT					
		Total Net					Total Net					
		Total Net - CIT - Rounded					Total Net - CIT - Rounded					
		Total Net - PIT - Rounded					Total Net - PIT - Rounded					
		Total Net - Rounded					Total Net - Rounded					

s.69(1)(g) re: (d)
s.69(1)(g) re: (e)

\$ million			Share of cost			\$ million			Share of cost			\$ million			Share of cost		
		Total Without Tax exempt and partnerhsips						Total Without Tax exempt and partnerhsips						Total Without Tax exempt and partnerhsips			
Total adjusted for share	Partnerhsips only		2017	2018	Total	Total adjusted for share	Partnerhsips only		2017	2018	Total	Total adjusted for share	Partnerhsips only		2017	2018	Total
		Tier 1 - CIT						Tier 1 - CIT						Tier 1 - CIT			
		Tier 1 - PIT						Tier 1 - PIT						Tier 1 - PIT			
		Tier 2 - CIT						Tier 2 - CIT						Tier 2 - CIT			
		Tier 2 - PIT						Tier 2 - PIT						Tier 2 - PIT			
		Total Gross - CIT						Total Gross - CIT						Total Gross - CIT			
		Total Gross - PIT						Total Gross - PIT						Total Gross - PIT			
		Income Inclusion - CIT						Income Inclusion - CIT						Income Inclusion - CIT			
		Income Inclusion - PIT						Income Inclusion - PIT						Income Inclusion - PIT			
		Total Net - CIT						Total Net - CIT						Total Net - CIT			
		Total Net - PIT						Total Net - PIT						Total Net - PIT			
		Total Net						Total Net						Total Net			
		Total Net - CIT - Rounded						Total Net - CIT - Rounded						Total Net - CIT - Rounded			
		Total Net - PIT - Rounded						Total Net - PIT - Rounded						Total Net - PIT - Rounded			
		Total Net - Rounded						Total Net - Rounded						Total Net - Rounded			

s.69(1)(g) re: (d)

s.69(1)(g) re: (e)

\$ million			Share of cost		\$ million			Share of cost		\$ million		
		Total Without Tax exempt and partnerships					Total Without Tax exempt and partnerships					Total Without Tax exempt and partnerships
Total adjusted for share	Partnerships only		2017	2018	Total	Total adjusted for share	Partnerships only	2017	2018	Total	Total adjusted for share	Partnerships only
		Tier 1 - CIT						Tier 1 - CIT				
		Tier 1 - PIT						Tier 1 - PIT				
		Tier 2 - CIT						Tier 2 - CIT				
		Tier 2 - PIT						Tier 2 - PIT				
		Total Gross - CIT						Total Gross - CIT				
		Total Gross - PIT						Total Gross - PIT				
		Income Inclusion - CIT						Income Inclusion - CIT				
		Income Inclusion - PIT						Income Inclusion - PIT				
		Total Net - CIT						Total Net - CIT				
		Total Net - PIT						Total Net - PIT				
		Total Net						Total Net				
		Total Net - CIT - Rounded						Total Net - CIT - Rounded				
		Total Net - PIT - Rounded						Total Net - PIT - Rounded				
		Total Net - Rounded						Total Net - Rounded				

s.69(1)(g) re: (d)

s.69(1)(g) re: (e)

Cost for corporations			
year	number_employer	sum_wage_sub_emplr	For 4 weeks
2017			
2018			436300

Qualifying ccpc only			
year	COUNT_of_INT_BN	SUM_of_sum_empt_incamt	sum_wage_sub_emplr
2018			

Unincorporated		For 4 weeks
2017		
2018		

T2125 salary and wages	Gross up by 1/0.87 based on PIT quant group
6,315,241,942	7,258,898,784
share of empl inc	2.98%

Cost for corporations			
year	number_employer	sum_wage_sub_emplr	For 4 weeks
2017			
2018			436300

Qualifying ccpc only			
year	COUNT_of_INT_BN	SUM_of_sum_empt_incamt	sum_wage_sub_emplr
2018			

Unincorporated		For 4 weeks
2017		
2018		

T2125 salary and wages	Gross up by 1/0.87 based on PIT quant group
6,315,241,942	7,258,898,784
share of empl inc	2.98%

Cost for corporations			
year	number_employer	sum_wage_sub_emplr	For 4 weeks
2017			
2018			436300

s.69(1)(g) re: (d)
s.69(1)(g) re: (e)

Qualifying ccpc only			
year	COUNT_of_INT_BN	SUM_of_sum_empt_incamt	sum_wage_sub_emplr
2018			

Unincorporated		For 4 weeks
2017		
2018		

T2125 salary and wages	Gross up by 1/0.87 based on PIT quant group
6,315,241,942	7,258,898,784
share of empl inc	2.98%

Cost for corporations			
year	number_employer	sum_wage_sub_emplr	For 4 weeks
2017		436300	436300
2018			

436300

Qualifying ccpc only			
year	COUNT_of_INT_BN	SUM_of_sum_empt_incamt	sum_wage_sub_emplr
2018			

Unincorporated		For 4 weeks
2017		
2018		

T2125 salary and wages	Gross up by 1/0.87 based on PIT quant group
6,315,241,942	7,258,898,784
share of empl inc	2.98%

Cost for corporations			
year	number_employer	sum_wage_sub_emplr	For 4 weeks
2017			
2018			436300

Qualifying ccpc only			
year	COUNT_of_INT_BN	SUM_of_sum_empt_incamt	sum_wage_sub_emplr
2018			

Unincorporated		For 4 weeks
2017		
2018		

T2125 salary and wages	Gross up by 1/0.87 based on PIT quant group
6,315,241,942	7,258,898,784
share of empl inc	2.98%

Cost for corporations			
year	number_employer	sum_wage_sub_emplr	For 4 weeks
2017			
2018			436300

Qualifying ccpc only			
year	COUNT_of_INT_BN	SUM_of_sum_empt_incamt	sum_wage_sub_emplr
2018			

Unincorporated		For 4 weeks
2017		
2018		

T2125 salary and wages	Gross up by 1/0.87 based on PIT quant group
6,315,241,942	7,258,898,784
share of empl inc	3.22%


Cost for corporations			
year	number_employer	sum_wage_sub_emplr	For 4 weeks
2017			
2018			436300

Qualifying ccpc only			
year	COUNT_of_INT_BN	SUM_of_sum_empt_incamt	sum_wage_sub_emplr
2018			

s.69(1)(g) re: (d)

s.69(1)(g) re: (e)

2017 increase	1.069340651
Available 4 weeks	0.076923077



Unincorporated		For 4 weeks	T2125 salary and wages	Gross up by 1/0.87 based on PIT quant group
	2017		6,315,241,942	7,258,898,784
	2018		share of empl inc	2.98%

Cost for corporations			
year	number_employer	sum_add_wage_sub_emplr	For 4 weeks
	2017		
	2018		436300

Qualifying ccpc only			
year	COUNT_of_INT_BN	SUM_of_sum_empt_incamt	sum_add_wage_sub_emplr
	2018		

Unincorporated		For 4 weeks	s.69(1)(g) re: (d)	
	2017		s.69(1)(g) re: (e)	
	2018		T2125 salary and wages	Gross up by 1/0.87 based on PIT quant group
			6,315,241,942	7,258,898,784
			share of empl inc	2.98%

Cost for corporations			
year	number_employer	sum_add_wage_sub_emplr	For 4 weeks
	2017	72,000,000,000	7,258,898,784
	2018		436300

Qualifying ccpc only			
year	COUNT_of_INT_BN	SUM_of_sum_empt_incamt	sum_add_wage_sub_emplr
	2018		

Unincorporated		For 4 weeks	T2125 salary and wages	Gross up by 1/0.87 based on PIT quant group
	2017		6,315,241,942	7,258,898,784
	2018		share of empl inc	2.98%

Cost for corporations			
year	number_employer	sum_add_wage_sub_emplr	For 4 weeks
	2017		
	2018		436300

Qualifying ccpc only

year	COUNT_of_INT_BN	SUM_of_sum_empt_incamt	sum_add_wage_sub_emplr
2018			34.8%

Unincorporated

2017		For 4 weeks		
2018				T2125 salary and wages Gross up by 1/0.87 based on PIT quant group
				6,315,241,942 7,258,898,784
				share of empl inc 2.98%

Cost for corporations

year	number_employer	sum_add_wage_sub_emplr	For 4 weeks
2017		34,418,404,400	1,870,000,000
2018			436300

Qualifying ccpc only

year	COUNT_of_INT_BN	SUM_of_sum_empt_incamt	sum_add_wage_sub_emplr
2018			

s.69(1)(g) re: (d)

s.69(1)(g) re: (e)

Effective CIT/PIT tax rate	10%	
Effective CIT tax rate (all corporations)	10%	
Effective CIT reduced tax rate	6%	Taxable PIT
Effective PIT tax rate	22%	64%
Effective partnerships tax rate	14%	

	2016A	2017A	2018A	2019A	2020A	
SEPHAWE	956	976	1,001	1,024	1,052	
Growth from X year to 2020	110.0%	107.9%	105.1%			

	Share of cost	\$ million					Total Without Tax exempt and partnerships
		2017	2018	Total	Total adjusted for share	Partnerhsips only	

Total Gross - CIT
Total Gross - PIT

Income Inclusion - CIT
Income Inclusion - PIT

Total Net - CIT
Total Net - PIT
Total Net

Total Net - CIT - Rounded
Total Net - PIT - Rounded
Total Net - Rounded

	Share of cost	\$ million					Total Without Tax exempt and partnerships
		2017	2018	Total	Total adjusted for share	Partnerhsips only	

Total Gross - CIT
Total Gross - PIT

Income Inclusion - CIT
Income Inclusion - PIT

Total Net - CIT
Total Net - PIT
Total Net

Total Net - CIT - Rounded
Total Net - PIT - Rounded
Total Net - Rounded

	Share of cost	\$ million				
--	---------------	------------	--	--	--	--

s.69(1)(g) re: (d)
s.69(1)(g) re: (e)

	Share of cost	\$ million				
--	---------------	------------	--	--	--	--

[illegible]

2017 increase	1.069340651
Available 4 weeks	0.076923077

--

Unincorporated

For 4 weeks

2017
2018

T2125 salary and wages	Gross up by 1/0.87 based on PIT quant group
6,315,241,942	7,258,898,784
share of empl inc	3.22%

Cost for corporations

yearFor 4 weeks

2017
2018

436300

s.69(1)(g) re: (d)
s.69(1)(g) re: (e)

Qualifying ccpc only

year	COUNT_of_INT_BN	SUM_of_sum_empt_incamt	sum_wage_sub_emplr
2018			

Unincorporated

For 4 weeks

2017
2018

T2125 salary and wages	Gross up by 1/0.87 based on PIT quant group
6,315,241,942	7,258,898,784
share of empl inc	3.22%

Cost for corporations

yearnumber_employersum_wage_sub_emplrFor 4 weeks

2017
2018

436300

Qualifying ccpc only

year	COUNT_of_INT_BN	SUM_of_sum_empt_incamt	sum_wage_sub_emplr
2018			

Tier 3 -

Unincorporated

For 4 weeks

2017
2018

T2125 salary and wages	Gross up by 1/0.87 based on PIT quant group
6,315,241,942	7,258,898,784
share of empl inc	#DIV/0!

Cost for corporations

year	number_employer	sum_wage_sub_emplr	For 4 weeks
2017			
2018			436300

Qualifying ccpc only

year	COUNT_of_INT_BN	SUM_of_sum_empt_incamt	sum_wage_sub_emplr
2018			

s.69(1)(g) re: (d)
s.69(1)(g) re: (e)

2017 increase	1.069340651
Available 4 weeks	0.076923077

Unincorporated

For 4 weeks

2017
2018

T2125 salary and wages	Gross up by 1/0.87 based on PIT quant group
6,315,241,942	7,258,898,784
share of empl inc	3.22%

Cost for corporations

year	number_employer	sum_wage_sub_emplr
2017		
2018		

For 4 weeks

436300

Qualifying ccpc only

year	COUNT_of_INT_BN	SUM_of_sum_empt_incamt	sum_wage_sub_emplr
2018			

s.69(1)(g) re: (d)
s.69(1)(g) re: (e)

Unincorporated

For 4 weeks

2017
2018

T2125 salary and wages	Gross up by 1/0.87 based on PIT quant group
6,315,241,942	7,258,898,784
share of empl inc	#DIV/0!

Cost for corporations

year	number_employer	sum_wage_sub_emplr
2017		
2018		

For 4 weeks

436300

Qualifying ccpc only

year	COUNT_of_INT_BN	SUM_of_sum_empt_incamt	sum_wage_sub_emplr
2018			

Tier 3 -

Unincorporated

For 4 weeks

2017
2018

T2125 salary and wages	Gross up by 1/0.87 based on PIT quant group
6,315,241,942	7,258,898,784
share of empl inc	#DIV/0!

Cost for corporations

year	number_employer	sum_wage_sub_emplr	For 4 weeks
------	-----------------	--------------------	-------------

436300

Qualifying ccpc only

year	COUNT_of_INT_BN	SUM_of_sum_empt_incamt	sum_wage_sub_emplr
2018			

s.69(1)(g) re: (d)
s.69(1)(g) re: (e)

2017 increase	1.069340651
Available 4 weeks	0.076923077

--

s.69(1)(g) re: (d)
s.69(1)(g) re: (e)

Unincorporated

For 4 weeks

2017
2018

T2125 salary and wages Gross up by 1/0.87 based on PIT quant group
6,315,241,942 7,258,898,784
share of empl inc 3.22%

Cost for corporations

year	number_employer	sum_wage_sub_emplr	For 4 weeks
2017			
2018			

436300

Qualifying ccpc only

year	COUNT_of_INT_BN	SUM_of_sum_empt_incamt	sum_wage_sub_emplr
2018			

Unincorporated

For 4 weeks

2017
2018

T2125 salary and wages Gross up by 1/0.87 based on PIT quant group
6,315,241,942 7,258,898,784
share of empl inc 3.22%

Cost for corporations

year	number_employer	sum_wage_sub_emplr	For 4 weeks
2017			
2018			

436300

Qualifying ccpc only

year	COUNT_of_INT_BN	SUM_of_sum_empt_incamt	sum_wage_sub_emplr
2018			

Unincorporated

For 4 weeks

2017
2018

T2125 salary and wages Gross up by 1/0.87 based on PIT quant group
6,315,241,942 7,258,898,784
share of empl inc 3.22%

Cost for corporations			
year	number_employer	sum_wage_sub_emplr	For 4 weeks
2017			
2018			

436300

Qualifying ccpc only			
year	COUNT_of_INT_BN	SUM_of_sum_empt_incamt	sum_wage_sub_emplr
2018			

s.69(1)(g) re: (d)
s.69(1)(g) re: (e)

2017 increase	1.069340651
Available 4 weeks	0.076923077

s.69(1)(g) re: (d)
s.69(1)(g) re: (e)

Unincorporated		For 4 weeks
2017		
2018		

T2125 salary and wages	Gross up by 1/0.87 based on PIT quant group
6,315,241,942	7,258,898,784
share of empl inc	3.22%

Cost for corporations			For 4 weeks
year	number_employer	sum_wage_sub_emplr	
2017			
2018			

436300

Qualifying ccpc only			
year	COUNT_of_INT_BN	SUM_of_sum_empt_incant	sum_wage_sub_emplr
2018			

Unincorporated		For 4 weeks
2017		
2018		

T2125 salary and wages	Gross up by 1/0.87 based on PIT quant group
6,315,241,942	7,258,898,784
share of empl inc	3.22%

Cost for corporations			For 4 weeks
year	number_employer	sum_wage_sub_emplr	
2017			
2018			

436300

Qualifying ccpc only			
year	COUNT_of_INT_BN	SUM_of_sum_empt_incant	sum_wage_sub_emplr
2018			

Unincorporated		For 4 weeks
2017		
2018		

T2125 salary and wages	Gross up by 1/0.87 based on PIT quant group
6,315,241,942	7,258,898,784
share of empl inc	3.22%

Cost for corporations				
year	number_employer	sum_wage_sub_emplr	For 4 weeks	
2017				
2018				436300

Qualifying ccpc only				
year	COUNT_of_INT_BN	SUM_of_sum_empt_incamt	sum_wage_sub_emplr	
2018				

s.69(1)(g) re: (d)
s.69(1)(g) re: (e)

2017 increase	1.069340651
Available 4 weeks	0.076923077

Period 4 5 6 7	
----------------	--

s.69(1)(g) re: (d)
s.69(1)(g) re: (e)

Unincorporated
2017
2018

For 4 weeks

T2125 salary and wages	Gross up by 1/0.87 based on PIT quant group
6,315,241,942	7,258,898,784
share of empl inc	3.22%

<u>Cost for corporations</u>	
year	number_employer
2017	
2018	

For 4 weeks

436300

Qualifying ccpc only
year
2018

Unincorporated
2017
2018

For 4 weeks

T2125 salary and wages	Gross up by 1/0.87 based on PIT quant group
6,315,241,942	7,258,898,784
share of empl inc	#DIV/0!

<u>Cost for corporations</u>	
year	number_employer
2017	
2018	

For 4 weeks

436300

Qualifying ccpc only			
year	COUNT_of_INT_BN	SUM_of_sum_empt_incamt	sum_add_wage_sub_emplr
2018			

Unincorporated
2017
2018

For 4 weeks

T2125 salary and wages	Gross up by 1/0.87 based on PIT quant group
6,315,241,942	7,258,898,784
share of empl inc	#DIV/0!

<u>Cost for corporations</u>	
year	number_employer
2017	
2018	

For 4 weeks

436300

Qualifying ccpc only			
year	COUNT_of_INT_BN	SUM_of_sum_empt_incamt	sum_add_wage_sub_emplr
2018			

Unincorporated		For 4 weeks
2017		
2018		

T2125 salary and wages	Gross up by 1/0.87 based on PIT quant group
6,315,241,942	7,258,898,784
share of empl inc	3.22%

Cost for corporations			
year	number_employer	sum_add_wage_sub_emplr	For 4 weeks
2017			
2018			

436300

Qualifying ccpc only			
year	COUNT_of_INT_BN	SUM_of_sum_empt_incamt	sum_add_wage_sub_emplr
2018			

s.69(1)(g) re: (d)
s.69(1)(g) re: (e)

2017 increase	1.069340651
Available 4 weeks	0.076923077

Period 5	Period 6	Period 7	Period 8	Period 9 10	Period 6
----------	----------	----------	----------	-------------	----------

Unincorporated	For 4 weeks
2017	
2018	

T2125 salary and wages	Gross up by 1/0.87 based on PIT quant group
6,315,241,942	7,258,898,784
share of empl inc	2.98%

<u>Cost for corporations</u>			
year	number_employer	sum_wage_sub_emplr	For 4 weeks
2017			
2018			

436300

Qualifying ccpc only			
year	COUNT_of_INT_BN	SUM_of_sum_empt_incamt	sum_wage_sub_emplr
2018			

s.69(1)(g) re: (d)
s.69(1)(g) re: (e)

Unincorporated	For 4 weeks
2017	
2018	

T2125 salary and wages	Gross up by 1/0.87 based on PIT quant group
6,315,241,942	7,258,898,784
share of empl inc	2.98%

<u>Cost for corporations</u>			
year	number_employer	sum_wage_sub_emplr	For 4 weeks
2017			
2018			

436300

Qualifying ccpc only			
year	COUNT_of_INT BN	SUM of sum empt incamt	sum wage sub emplr
2018			

Unincorporated	For 4 weeks
2017	
2018	

T2125 salary and wages	Gross up by 1/0.87 based on PIT quant group
6,315,241,942	7,258,898,784
share of empl inc	3.22%

Cost for corporations			
year	number_employer	sum_wage_sub_emplr	For 4 weeks
2017			
2018			

436300

Qualifying ccpc only			
year	COUNT_of_INT_BN	SUM_of_sum_empt_incamt	sum_wage_sub_emplr
2018	7		

Unincorporated	For 4 weeks
2017	
2018	

T2125 salary and wages	Gross up by 1/0.87 based on PIT quant group
6,315,241,942	7,258,898,784
share of empl inc	3.22%

Cost for corporations			
year	number_employer	sum_wage_sub_emplr	For 4 weeks
2017			
2018			436300

Qualifying ccpc only			
year	COUNT_of_INT_BN	SUM_of_sum_empt_incamt	sum_wage_sub_emplr
2018			

Unincorporated			
2017			For 4 weeks
2018			

T2125 salary and wages	Gross up by 1/0.87 based on PIT quant group
6,315,241,942	7,258,898,784
share of empl inc	2.98%

Cost for corporations			
year	number_employer	sum_wage_sub_emplr	For 4 weeks
2017			
2018			436300

Qualifying ccpc only			
year	COUNT_of_INT_BN	SUM_of_sum_empt_incamt	sum_wage_sub_emplr
2018			

Unincorporated			
2017		1,330,355,833	For 4 weeks
2018			25,337,388

T2125 salary and wages	Gross up by 1/0.87 based on PIT quant group
6,315,241,942	7,258,898,784
share of empl inc	2.98%

Cost for corporations			
year	number_employer	sum_wage_sub_emplr	For 4 weeks
2017		110,604,007,710	8,207,330,385
2018			

436300

Qualifying ccpc only			
year	COUNT_of_INT_BN	SUM_of_sum_empt_incamt	sum_wage_sub_emplr
2018			

Unincorporated			
2017			For 4 weeks
2018			

T2125 salary and wages	Gross up by 1/0.87 based on PIT quant group
6,315,241,942	7,258,898,784
share of empl inc	2.98%

Cost for corporations			
year	number_employer	sum_wage_sub_emplr	For 4 weeks
2017			
2018			

436300

Qualifying ccpc only			
year	COUNT_of_INT_BN	SUM_of_sum_empt_incamt	sum_wage_sub_emplr
2018			

Unincorporated			
2017			For 4 weeks
2018			

T2125 salary and wages	Gross up by 1/0.87 based on PIT quant group
6,315,241,942	7,258,898,784
share of empl inc	2.98%

s.69(1)(g) re: (d)

s.69(1)(g) re: (e)

Cost for corporations			
year	number_employer	sum_wage_sub_emplr	For 4 weeks
2017			
2018			436300

Qualifying ccpc only			
year	COUNT_of_INT_BN	SUM_of_sum_empt_incamt	sum_wage_sub_emplr
2018			

Unincorporated		For 4 weeks
2017		
2018		

T2125 salary and wages	Gross up by 1/0.87 based on PIT quant group
6,315,241,942	7,258,898,784
share of empl inc	2.98%

Cost for corporations			
year	number_employer	sum_wage_sub_emplr	For 4 weeks
2017			
2018			436300

s.69(1)(g) re: (d)

s.69(1)(g) re: (e)

Qualifying ccpc only			
year	COUNT_of_INT_BN	SUM_of_sum_empt_incamt	sum_wage_sub_emplr
2018			

Unincorporated		For 4 weeks
2017		
2018		

T2125 salary and wages	Gross up by 1/0.87 based on PIT quant group
6,315,241,942	7,258,898,784
share of empl inc	2.98%

Cost for corporations			
year	number_employer	sum_wage_sub_emplr	For 4 weeks
2017			
2018			436300

Qualifying ccpc only			
year	COUNT_of_INT_BN	SUM_of_sum_empt_incamt	sum_wage_sub_emplr
2018			

Unincorporated		For 4 weeks
2017		
2018		

T2125 salary and wages	Gross up by 1/0.87 based on PIT quant group
6,315,241,942	7,258,898,784
share of empl inc	2.98%

Cost for corporations			
year	number_employer	sum_wage_sub_emplr	For 4 weeks
2017			
2018			436300

Qualifying ccpc only			
year	COUNT_of_INT_BN	SUM of sum empt incamt	sum wage sub emplr
2018			

2017 increase	1.069340651
Available 4 weeks	0.076923077

	Period 5	Period 6	Period 7	Period 8	Period 9 10	Period 6
--	----------	----------	----------	----------	-------------	----------

Unincorporated		For 4 weeks			
2017					
2018			T2125 salary and wages	Gross up by 1/0.87 based on PIT quant group	
			6,315,241,942	7,258,898,784	
			share of empl inc	2.98%	

Cost for corporations					
year	number_employer	sum_wage_sub_emplr	For 4 weeks		
2017					
2018				436300	

Qualifying ccpc only					
year	COUNT_of_INT_BN	SUM_of_sum_empt_incamt	sum_wage_sub_emplr		
2018					

s.69(1)(g) re: (d)

s.69(1)(g) re: (e)

Unincorporated		For 4 weeks			
2017					
2018			T2125 salary and wages	Gross up by 1/0.87 based on PIT quant group	
			6,315,241,942	7,258,898,784	
			share of empl inc	2.98%	

Cost for corporations					
year	number_employer	sum_wage_sub_emplr	For 4 weeks		
2017					
2018				436300	

Qualifying ccpc only					
year	COUNT_of_INT_BN	SUM_of_sum_empt_incamt	sum_wage_sub_emplr		
2018					

Unincorporated		For 4 weeks			
2017					
2018			T2125 salary and wages	Gross up by 1/0.87 based on PIT quant group	
			6,315,241,942	7,258,898,784	
			share of empl inc	3.22%	

Cost for corporations					
year	number_employer	sum_wage_sub_emplr	For 4 weeks		
2017					
2018				436300	

Qualifying ccpc only					
year	COUNT_of_INT_BN	SUM_of_sum_empt_incamt	sum_wage_sub_emplr		

Unincorporated		For 4 weeks			
2017					
2018			T2125 salary and wages	Gross up by 1/0.87 based on PIT quant group	
			6,315,241,942	7,258,898,784	
			share of empl inc	3.22%	

Cost for corporations			
year	number_employer	sum_wage_sub_emplr	For 4 weeks
2017			
2018			

436300

Qualifying ccpc only			
year	COUNT_of_INT_BN	SUM_of_sum_empt_incamt	sum_wage_sub_emplr
2018			

Unincorporated		For 4 weeks
2017		
2018		

T2125 salary and wages	Gross up by 1/0.87 based on PIT quant group
6,315,241,942	7,258,898,784
share of empl inc	2.98%

s.69(1)(g) re: (d)

s.69(1)(g) re: (e)

Cost for corporations			
year	number_employer	sum_wage_sub_emplr	For 4 weeks
2017			
2018			

436300

Qualifying ccpc only			
year	COUNT_of_INT_BN	SUM_of_sum_empt_incamt	sum_wage_sub_emplr
2018			

Unincorporated		For 4 weeks
2017		
2018		

T2125 salary and wages	Gross up by 1/0.87 based on PIT quant group
6,315,241,942	7,258,898,784
share of empl inc	2.98%

Cost for corporations			
year	number_employer	sum_wage_sub_emplr	For 4 weeks
2017			
2018			

436300

Qualifying ccpc only			
year	COUNT_of_INT_BN	SUM_of_sum_empt_incamt	sum_wage_sub_emplr
2018			

Unincorporated		For 4 weeks
2017		
2018		

T2125 salary and wages	Gross up by 1/0.87 based on PIT quant group
6,315,241,942	7,258,898,784
share of empl inc	2.98%

Cost for corporations			
year	number_employer	sum_wage_sub_emplr	For 4 weeks
2017			
2018			

436300

Qualifying ccpc only			
year	COUNT_of_INT_BN	SUM_of_sum_empt_incamt	sum_wage_sub_emplr
2018			

Unincorporated		For 4 weeks
2017		
2018		

T2125 salary and wages	Gross up by 1/0.87 based on PIT quant group
6,315,241,942	7,258,898,784
share of empl inc	2.98%

Cost for corporations			
year	number_employer	sum_wage_sub_emplr	For 4 weeks
2017			
2018			436300

Qualifying ccpc only			
year	COUNT_of_INT_BN	SUM_of_sum_empt_incamt	sum_wage_sub_emplr
2018			

Unincorporated		For 4 weeks
2017		
2018		

T2125 salary and wages	Gross up by 1/0.87 based on PIT quant group
6,315,241,942	7,258,898,784
share of empl inc	2.98%

Cost for corporations			
year	number_employer	sum_wage_sub_emplr	For 4 weeks
2017			
2018			436300

Qualifying ccpc only			
year	COUNT_of_INT_BN	SUM_of_sum_empt_incamt	sum_wage_sub_emplr
2018			

Unincorporated		For 4 weeks
2017		
2018		

T2125 salary and wages	Gross up by 1/0.87 based on PIT quant group
6,315,241,942	7,258,898,784
share of empl inc	3.22%

Cost for corporations			
year	number_employer	sum_wage_sub_emplr	For 4 weeks
2017			
2018			436300

Qualifying ccpc only			
year	COUNT_of_INT_BN	SUM_of_sum_empt_incamt	sum_wage_sub_emplr
2018			

s.69(1)(g) re: (d)

s.69(1)(g) re: (e)

2017 increase	1.069340651
Available 4 weeks	0.076923077

Period 5 6	Period 7
------------	----------

s.69(1)(g) re: (d)
s.69(1)(g) re: (e)

Unincorporated	For 4 weeks
2017	
2018	

T2125 salary and wages	Gross up by 1/0.87 based on PIT quant group
6,315,241,942	7,258,898,784
share of empl inc	3.22%

<u>Cost for corporations</u>			
year	number_employer	sum_add_wage_sub_emplr	For 4 weeks
2017	
2018			

436300

Qualifying ccpc only			
year	COUNT_of_INT_BN	SUM_of_sum_empt_incamt	sum_add_wage_sub_emplr
2018			

Unincorporated		For 4 weeks
2017	2,507,530,105	100,810,630
2018		

T2125 salary and wages	Gross up by 1/0.87 based on PIT quant group
6,315,241,942	7,258,898,784
share of empl inc	2.98%

Cost for corporations			
year	number_employer	sum_add_wage_sub_emplr	For 4 weeks
2017			
2018			

436300

Qualifying ccpc only			
year	COUNT_of INT BN	SUM of sum emot incamt	sum add wage sub emplr
2018			

Unincorporated	For 4 weeks
2017	
2018	

T2125 salary and wages	Gross up by 1/0.87 based on PIT quant group
6,315,241,942	7,258,898,784
share of empl inc	3.22%

<u>Cost for corporations</u>			
year	number_employer	sum_add_wage_sub_emplr	For 4 weeks
2017			

	2018			436300
<u>Qualifying ccpc only</u>				
year	COUNT_of_INT_BN	SUM_of_sum_empt_incamt	sum_add_wage_sub_emplr	
	2018			

<u>Unincorporated</u>					
			For 4 weeks		
	2017				
	2018			T2125 salary and wages	Gross up by 1/0.87 based on PIT quant group
				6,315,241,942	7,258,898,784
				share of empl inc	3.22%

<u>Cost for corporations</u>				
year	number_employer	sum_add_wage_sub_emplr	For 4 weeks	
	2017			
	2018			436300

<u>Qualifying ccpc only</u>				
year	COUNT_of_INT_BN	SUM_of_sum_empt_incamt	sum_add_wage_sub_emplr	
	2018			

s.69(1)(g) re: (d)
s.69(1)(g) re: (e)

Qualifying ccpc only			
year	COUNT_of_INT_BN	SUM_of_sum_empt_incamt	sum_wage_sub_emplr
2018			

Unincorporated		For 4 weeks
2017		
2018		

Cost for corporations			
year	number_employer	sum_wage_sub_emplr	For 4 weeks
2017			
2018			

Qualifying ccpc only			
year	COUNT_of_INT_BN	SUM of sum empt incamt	sum wage sub emplr
2018			

--

T2125 salary and wages	Gross up by 1/0.87 based on PIT quant group
6,315,241,942	7,258,898,784
share of empl inc	3.22%

436300

s.69(1)(g) re: (d)
s.69(1)(g) re: (e)

2017 increase	1.069340651
Available 4 weeks	0.076923077

Period 5 and 6	Period 7	Period 8
----------------	----------	----------

s.69(1)(g) re: (d)
s.69(1)(g) re: (e)

Unincorporated		For 4 weeks
2017		
2018		

T2125 salary and wages	Gross up by 1/0.87 based on PIT quant group
6,315,241,942	7,258,898,784
share of empl inc	3.22%

Cost for corporations			
year	number_employer	sum_wage_sub_emplr	For 4 weeks
2017			
2018			

436300

Qualifying ccpc only			
year	COUNT_of_INT_BN	SUM_of_sum_empt_incamt	sum_wage_sub_emplr
2018			

Unincorporated		For 4 weeks
2017		
2018		

T2125 salary and wages	Gross up by 1/0.87 based on PIT quant group
6,315,241,942	7,258,898,784
share of empl inc	3.22%

Cost for corporations			
year	number_employer	sum_wage_sub_emplr	For 4 weeks
2017			
2018			

19

436300

Qualifying ccpc only			
year	COUNT_of_INT_BN	SUM_of_sum_empt_incamt	sum_wage_sub_emplr
2018			

Unincorporated		For 4 weeks
2017		
2018		

T2125 salary and wages	Gross up by 1/0.87 based on PIT quant group
6,315,241,942	7,258,898,784
share of empl inc	3.22%

Cost for corporations			
year	number_employer	sum_wage_sub_emplr	For 4 weeks
2017			
2018			

436300

Qualifying ccpc only

year	COUNT_of_INT_BN	SUM_of_sum_empt_incamt	sum_wage_sub_emplr
2018			

<u>Unincorporated</u>			For 4 weeks
2017			
2018			

T2125 salary and wages	Gross up by 1/0.87 based on PIT quant group
6,315,241,942	7,258,898,784
share of empl inc	3.22%

<u>Cost for corporations</u>			
year	number_employer	sum_wage_sub_emplr	For 4 weeks
2017			
2018			

436300

<u>Qualifying ccpc only</u>			
year	COUNT_of_INT_BN	SUM_of_sum_empt_incamt	sum_wage_sub_emplr
2018			

<u>Unincorporated</u>			For 4 weeks
2017			
2018			

T2125 salary and wages	Gross up by 1/0.87 based on PIT quant group
6,315,241,942	7,258,898,784
share of empl inc	2.98%

<u>Cost for corporations</u>			
year	number_employer	sum_wage_sub_emplr	For 4 weeks
2017			
2018			

436300

<u>Qualifying ccpc only</u>			
year	COUNT_of_INT_BN	SUM_of_sum_empt_incamt	sum_wage_sub_emplr
2018			

<u>Unincorporated</u>			For 4 weeks
2017			
2018			

T2125 salary and wages	Gross up by 1/0.87 based on PIT quant group
6,315,241,942	7,258,898,784
share of empl inc	2.98%

<u>Cost for corporations</u>			
year	number_employer	sum_wage_sub_emplr	For 4 weeks
2017			
2018			

436300

s.69(1)(g) re: (d)
s.69(1)(g) re: (e)

<u>Qualifying ccpc only</u>			
year	COUNT_of_INT_BN	SUM_of_sum_empt_incamt	sum_wage_sub_emplr
2018			

year	COUNT_of_INT_BN	SUM_of_sum_empt_incamt	sum_wage_sub_emplr
2018			

<u>Unincorporated</u>			For 4 weeks
2017			
2018			

<u>Cost for corporations</u>			
year	number_employer	sum_wage_sub_emplr	For 4 weeks
2017			
2018			

<u>Qualifying ccpc only</u>			
year	COUNT_of_INT_BN	SUM_of_sum_empt_incamt	sum_wage_sub_emplr
2018			

<u>Unincorporated</u>			For 4 weeks
2017			
2018			

<u>Cost for corporations</u>			
year	number_employer	sum_wage_sub_emplr	For 4 weeks
2017			
2018			

<u>Qualifying ccpc only</u>			
year	COUNT_of_INT_BN	SUM_of_sum_empt_incamt	sum_wage_sub_emplr
2018			

<u>Unincorporated</u>			For 4 weeks
2017			
2018			

<u>Cost for corporations</u>			
year	number_employer	sum_wage_sub_emplr	For 4 weeks
2017			
2018			

<u>Qualifying ccpc only</u>			
year	COUNT_of_INT_BN	SUM_of_sum_empt_incamt	sum_wage_sub_emplr
2018			

T2125 salary and wages	Gross up by 1/0.87 based on PIT quant group
6,315,241,942	7,258,898,784
share of empl inc	2.98%

436300

T2125 salary and wages	Gross up by 1/0.87 based on PIT quant group
6,315,241,942	7,258,898,784
share of empl inc	2.98%

436300

T2125 salary and wages	Gross up by 1/0.87 based on PIT quant group
6,315,241,942	7,258,898,784
share of empl inc	2.98%

436300

s.69(1)(g) re: (d)
s.69(1)(g) re: (e)

Qualifying ccpc only			
year	COUNT_of_INT_BN	SUM_of_sum_empt_incamt	sum_wage_sub_emplr
2018			

<u>Unincorporated</u>	For 4 weeks
2017	
2018	

Cost for corporations			
year	number_employer	sum_wage_sub_emplr	For 4 weeks
2017			
2018			

Qualifying ccpc only			
year	COUNT_of_INT_BN	SUM_of_sum_empt_incamt	sum_wage_sub_emplr
2018			

<u>Unincorporated</u>	for 4 weeks
2017	
2018	

Cost for corporations			
year	number_employer	sum_wage_sub_emplr	For 4 weeks
2017			
2018			

Qualifying cccp only			
year	COUNT_of_INT_BN	SUM_of_sum_empt_incamt	sum_wage_sub_emplr
2018			

<u>Unincorporated</u>	For 4 weeks
2017	
2018	

Cost for corporations			
year	number_employer	sum_wage_sub_emplr	For 4 weeks
2017		143 281 227 712	2 227 222 227
2018			

Qualifying ccpc only			
year	COUNT_of_INT_BN	SUM_of_sum_empt_incamt	sum_wage_sub_emplr
2018			

T2125 salary and wages	Gross up by 1/0.87 based on PIT quant group
6,315,241,942	7,258,898,784
share of empl inc	3.22%

			s.69(1)(g) re: (d)
			s.69(1)(g) re: (e)
T2125 salary and wages	Gross up by 1/0.87 based on PIT quant group		
6,315,241,942	7,258,898,784		
share of empl inc	2.98%		

T2125 salary and wages	Gross up by 1/0.87 based on PIT quant group
6,315,241,942	7,258,898,784
share of empl inc	2.98%

2017 increase	1.069340651
Available 4 weeks	0.076923077

Period 5	Period 6	Period 7	Period 8
----------	----------	----------	----------

Unincorporated

For 4 weeks

2017
2018

T2125 salary and wages Gross up by 1/0.87 based on PIT quant group
6,315,241,942 7,258,898,784
share of empl inc 2.98%

Cost for corporations

year	number_employer	sum_wage_sub_emplr	For 4 weeks
2017			
2018			

436300

s.69(1)(g) re: (d)
s.69(1)(g) re: (e)

Qualifying ccpc only

year	COUNT_of_INT_BN	SUM_of_sum_empt_incant	sum_wage_sub_emplr
2018			

Unincorporated

For 4 weeks

2017
2018

T2125 salary and wages Gross up by 1/0.87 based on PIT quant group
6,315,241,942 7,258,898,784
share of empl inc 2.98%

Cost for corporations

year	number_employer	sum_wage_sub_emplr	For 4 weeks
2017			
2018			

436300

Qualifying ccpc only

year	COUNT_of_INT_BN	SUM of sum empt incant	sum wage sub emplr
2018			

Unincorporated

For 4 weeks

2017
2018

T2125 salary and wages Gross up by 1/0.87 based on PIT quant group
6,315,241,942 7,258,898,784
share of empl inc 3.22%

Cost for corporations

year	number_employer	sum_wage_sub_emplr	For 4 weeks
2017			
2018			

436300

Qualifying ccpc only

year	COUNT_of_INT_BN	SUM_of_sum_empt_incant	sum_wage_sub_emplr
------	-----------------	------------------------	--------------------

2018							
<u>Unincorporated</u>				For 4 weeks			
2017							
2018				T2125 salary and wages	Gross up by 1/0.87 based on PIT quant group		
				6,315,241,942	7,258,898,784		
				share of empl inc	3.22%		
<u>Cost for corporations</u>							
year	number_employer	sum_wage_sub_emplr	For 4 weeks				
2017							
2018				436300			
<u>Qualifying ccpc only</u>							
year	COUNT_of_INT_BN	SUM_of_sum_empt_incamt	sum_wage_sub_emplr				
2018							
				s.69(1)(g) re: (d)			
				s.69(1)(g) re: (e)			
<u>Unincorporated</u>				For 4 weeks			
2017							
2018				T2125 salary and wages	Gross up by 1/0.87 based on PIT quant group		
				6,315,241,942	7,258,898,784		
				share of empl inc	2.98%		
<u>Cost for corporations</u>							
year	number_employer	sum_wage_sub_emplr	For 4 weeks				
2017							
2018				436300			
<u>Qualifying ccpc only</u>							
year	COUNT_of_INT_BN	SUM_of_sum_empt_incamt	sum_wage_sub_emplr				
2018							
<u>Unincorporated</u>				For 4 weeks			
2017							
2018				T2125 salary and wages	Gross up by 1/0.87 based on PIT quant group		
				6,315,241,942	7,258,898,784		
				share of empl inc	2.98%		
<u>Cost for corporations</u>							
year	number_employer	sum_wage_sub_emplr	For 4 weeks				
2017							
2018				436300			
<u>Qualifying ccpc only</u>							
year	COUNT_of_INT_BN	SUM_of_sum_empt_incamt	sum_wage_sub_emplr				
2018							
<u>Unincorporated</u>				For 4 weeks			
2017							
2018				T2125 salary and wages	Gross up by 1/0.87 based on PIT quant group		

Cost for corporations			
year	number_employer	sum_wage_sub_emplr	For 4 weeks
2017			
2018			

Qualifying ccpc only			
year	COUNT_of_INT_BN	SUM_of_sum_empt_incamt	sum_wage_sub_emplr
2018			

Unincorporated			For 4 weeks
2017			
2018			

Cost for corporations			
year	number_employer	sum_wage_sub_emplr	For 4 weeks
2017			
2018			

Qualifying ccpc only			
year	COUNT_of_INT_BN	SUM_of_sum_empt_incamt	sum_wage_sub_emplr
2018			

6,315,241,942	7,258,898,784
share of empl inc	2.98%

436300

T2125 salary and wages	Gross up by 1/0.87 based on PIT quant group
6,315,241,942	7,258,898,784
share of empl inc	2.98%

436300

s.69(1)(g) re: (d)
s.69(1)(g) re: (e)

2017 increase	1.069340651
Available 4 weeks	0.076923077

Period 5	Period 6	Period 7	Period 8 9 10	Period 5	Period 6
----------	----------	----------	---------------	----------	----------

Unincorporated

2017	For 4 weeks
2018	

T2125 salary and wages	Gross up by 1/0.87 based on PIT quant group
6,315,241,942	7,258,898,784
share of empl inc	2.98%

Cost for corporations

year	number_employer	sum_wage_sub_emplr	For 4 weeks
2017			
2018			

436300

Qualifying ccpc only

year	COUNT_of_INT_BN	SUM_of_sum_empt_incamt	sum_wage_sub_emplr
2018			

s.69(1)(g) re: (d)
s.69(1)(g) re: (e)

Unincorporated

2017	For 4 weeks
2018	

T2125 salary and wages	Gross up by 1/0.87 based on PIT quant group
6,315,241,942	7,258,898,784
share of empl inc	2.98%

Cost for corporations

year	number_employer	sum_wage_sub_emplr	For 4 weeks
2017			
2018			

436300

Qualifying ccpc only

year	COUNT_of_INT_BN	SUM_of_sum_empt_incamt	sum_wage_sub_emplr
2018			

Unincorporated

2017	For 4 weeks
2018	

T2125 salary and wages	Gross up by 1/0.87 based on PIT quant group
6,315,241,942	7,258,898,784
share of empl inc	3.22%

Cost for corporations

year	number_employer	sum_wage_sub_emplr	For 4 weeks
2017			
2018			

436300

Qualifying ccpc only

year	COUNT_of_INT_BN	SUM_of_sum_empt_incamt	sum_wage_sub_emplr
2018			

Unincorporated

2017	For 4 weeks
------	-------------

2018				
Cost for corporations				
year	number_employer	sum_wage_sub_emplr		For 4 weeks
2017				
2018				

Qualifying ccpc only				
year	COUNT_of_INT_BN	SUM_of_sum_empt_incamt	sum_wage_sub_emplr	
2018				

Unincorporated				
2017		3,538,816,473	436,300	
2018				

Cost for corporations				
year	number_employer	sum_wage_sub_emplr		For 4 weeks
2017				
2018				

Qualifying ccpc only				
year	COUNT_of INT BN	SUM of sum empt incamt	sum wage sub emplr	
2018				

Unincorporated				
2017				For 4 weeks
2018				

Cost for corporations				
year	number_employer	sum_wage_sub_emplr		For 4 weeks
2017				
2018				

Qualifying ccpc only				
year	COUNT_of_INT_BN	SUM_of_sum_empt_incamt	sum_wage_sub_emplr	
2018				

Unincorporated				
2017				For 4 weeks
2018				

Cost for corporations				
year	number_employer	sum_wage_sub_emplr		For 4 weeks
2017				
2018				

Qualifying ccpc only				
year	COUNT_of_INT_BN	SUM_of_sum_empt_incamt	sum_wage_sub_emplr	
2018				

T2125 salary and wages	Gross up by 1/0.87 based on PIT quant group
6,315,241,942	7,258,898,784
share of empl inc	3.22%

436300

T2125 salary and wages	Gross up by 1/0.87 based on PIT quant group
6,315,241,942	7,258,898,784
share of empl inc	2.98%

s.69(1)(g) re: (d)
s.69(1)(g) re: (e)

436300

T2125 salary and wages	Gross up by 1/0.87 based on PIT quant group
6,315,241,942	7,258,898,784
share of empl inc	2.98%

436300

T2125 salary and wages	Gross up by 1/0.87 based on PIT quant group
6,315,241,942	7,258,898,784
share of empl inc	2.98%

436300

Unincorporated			For 4 weeks
year			
	2017		
	2018		

T2125 salary and wages	Gross up by 1/0.87 based on PIT quant group
6,315,241,942	7,258,898,784
share of empl inc	2.98%

Cost for corporations			For 4 weeks
year	number_employer	sum_wage_sub_emplr	
	2017		
	2018		436300

Qualifying ccpc only			
year	COUNT_of_INT_BN	SUM_of_sum_empt_incamt	sum_wage_sub_emplr
	2018		

Unincorporated			For 4 weeks
year			
	2017		
	2018		

T2125 salary and wages	Gross up by 1/0.87 based on PIT quant group
6,315,241,942	7,258,898,784
share of empl inc	2.98%

Cost for corporations			For 4 weeks
year	number_employer	sum_wage_sub_emplr	
	2017		
	2018		436300

Qualifying ccpc only			
year	COUNT_of_INT_BN	SUM_of_sum_empt_incamt	sum_wage_sub_emplr
	2018		

Unincorporated			For 4 weeks
year			
	2017		
	2018		

T2125 salary and wages	Gross up by 1/0.87 based on PIT quant group
6,315,241,942	7,258,898,784
share of empl inc	2.98%

Cost for corporations			For 4 weeks
year	number_employer	sum_wage_sub_emplr	
	2017		
	2018		436300

Qualifying ccpc only			
year	COUNT_of_INT_BN	SUM_of_sum_empt_incamt	sum_wage_sub_emplr
	2018		

s.69(1)(g) re: (d)
s.69(1)(g) re: (e)

2017 increase	1.069340651
Available 4 weeks	0.076923077

Period 5 and 6	Period 7	Period 8	Period 9 10
----------------	----------	----------	-------------

Unincorporated

For 4 weeks

2017
2018

T2125 salary and wages Gross up by 1/0.87 based on PIT quant group
6,315,241,942 7,258,898,784
share of empl inc 3.22%

s.69(1)(g) re: (d)
s.69(1)(g) re: (e)

Cost for corporations

year	number_employer	sum_wage_sub_emplr	For 4 weeks
2017			
2018			

436300

Qualifying ccpc only

year	COUNT_of_INT_BN	SUM_of_sum_empt_incant	sum_wage_sub_emplr
2018			

Unincorporated

For 4 weeks

2017
2018

T2125 salary and wages Gross up by 1/0.87 based on PIT quant group
6,315,241,942 7,258,898,784
share of empl inc 2.98%

Cost for corporations

year	number_employer	sum_wage_sub_emplr	For 4 weeks
2017			
2018			

436300

Qualifying ccpc only

year	COUNT_of_INT_BN	SUM of sum empt incant	sum wage sub emplr
2018			

Unincorporated

For 4 weeks

2017
2018

T2125 salary and wages Gross up by 1/0.87 based on PIT quant group
6,315,241,942 7,258,898,784
share of empl inc 2.98%

Cost for corporations

year	number_employer	sum_wage_sub_emplr	For 4 weeks
2017			
2018			

436300

Qualifying ccpc only

year	COUNT_of_INT_BN	SUM_of_sum_empt_incant	sum_wage_sub_emplr
------	-----------------	------------------------	--------------------

Cost for corporations			
year	number_employer	sum_wage_sub_emplr	For 4 weeks
2017			
2018			

Qualifying ccpc only			
year	COUNT_of_INT_BN	SUM_of_sum_empt_incamt	sum_wage_sub_emplr
2018			

Unincorporated			For 4 weeks
2017		778,887,784	58,587,515
2018			

Cost for corporations			
year	number_employer	sum_wage_sub_emplr	For 4 weeks
2017			
2018			

Qualifying ccpc only			
year	COUNT_of_INT_BN	SUM_of_sum_empt_incamt	sum_wage_sub_emplr
2018			

6,315,241,942	7,258,898,784
share of empl inc	2.98%

436300

T2125 salary and wages	Gross up by 1/0.87 based on PIT quant group
6,315,241,942	7,258,898,784
share of empl inc	2.98%

436300

s.69(1)(g) re: (d)
s.69(1)(g) re: (e)

2017 increase	1.069340651
Available 4 weeks	0.076923077

Unincorporated	For 4 weeks
2017	
2018	

T2125 salary and wages	Gross up by 1/0.87 based on PIT quant group
6,315,241,942	7,258,898,784
share of empl inc	2.98%

<u>Cost for corporations</u>			
year	number_employer	sum_add_wage_sub_emplr	For 4 weeks
2017			
2018			

436300

Qualifying ccpc only			
year	COUNT_of_INT_BN	SUM_of_sum_empt_incamt	sum_add_wage_sub_emplr
2018			

s.69(1)(g) re: (d)
s.69(1)(g) re: (e)

Unincorporated	For 4 weeks
2017	
2018	

T2125 salary and wages	Gross up by 1/0.87 based on PIT quant group
6,315,241,942	7,258,898,784
share of empl inc	#DIV/0!

<u>Cost for corporations</u>			
year	number_employer	sum_add_wage_sub_emplr	For 4 weeks
2017			
2018			

436300

Qualifying ccpc only			
year	COUNT_of_INT_BN	SUM_of_sum_empt_incamt	sum_add_wage_sub_emplr
2018			

Unincorporated	For 4 weeks
2017	
2018	

T2125 salary and wages	Gross up by 1/0.87 based on PIT quant group
6,315,241,942	7,258,898,784
share of empl inc	#DIV/0!

<u>Cost for corporations</u>			
year	number_employer	sum_add_wage_sub_emplr	For 4 weeks
2017			
2018			

436300

Qualifying ccpc only			
year	COUNT_of_INT_BN	SUM_of_sum_empt_incamt	sum_add_wage_sub_emplr
2018			

s.69(1)(g) re: (d)

s.69(1)(g) re: (e)

2017 increase	1.069340651
Available 4 weeks	0.076923077

Unincorporated
2017
2018

For 4 weeks

T2125 salary and wages	Gross up by 1/0.87 based on PIT quant group
6,315,241,942	7,258,898,784
share of empl inc	2.98%

<u>Cost for corporations</u>	
year	number_employer
2017	
2018	

For 4 weeks

436300

s.69(1)(g) re: (d)
s.69(1)(g) re: (e)

<u>Qualifying ccpc only</u>	
year	COUNT_of_INT_BN
2018	

Unincorporated
2017
2018

For 4 weeks

T2125 salary and wages	Gross up by 1/0.87 based on PIT quant group
6,315,241,942	7,258,898,784
share of empl inc	2.98%

<u>Cost for corporations</u>	
year	number_employer
2017	
2018	

For 4 weeks

436300

<u>Qualifying ccpc only</u>	
year	COUNT_of_INT_BN
2018	

Unincorporated
2017
2018

For 4 weeks

T2125 salary and wages	Gross up by 1/0.87 based on PIT quant group
6,315,241,942	7,258,898,784
share of empl inc	#DIV/0!

<u>Cost for corporations</u>	
year	number_employer
2017	
2018	

For 4 weeks

436300

Qualifying ccpc only

year	COUNT_of_INT_BN	SUM_of_sum_empt_incamt	sum_add_wage_sub_emplr
2018			

s.69(1)(g) re: (d)
s.69(1)(g) re: (e)

2017 increase	1.069340651
Available 4 weeks	0.076923077

--

6.25

Unincorporated		For 4 weeks
2017		
2018		

T2125 salary and wages	Gross up by 1/0.87 based on PIT quant group
6,315,241,942	7,258,898,784
share of empl inc	2.98%

Cost for corporations				
year	number_employer	sum_add_wage_sub_emplr	For 4 weeks	
2017				
2018				

436300

Qualifying ccpc only				
year	COUNT_of_INT_BN	SUM_of_sum_empt_incamt	sum_add_wage_sub_emplr	
2018				

s.69(1)(g) re: (d)
s.69(1)(g) re: (e)

Unincorporated		For 4 weeks
2017		
2018		

T2125 salary and wages	Gross up by 1/0.87 based on PIT quant group
6,315,241,942	7,258,898,784
share of empl inc	2.98%

Cost for corporations				
year	number_employer	sum_add_wage_sub_emplr	For 4 weeks	
2017				
2018				

436300

Qualifying ccpc only				
year	COUNT_of_INT_BN	SUM_of_sum_empt_incamt	sum_add_wage_sub_emplr	
2018				

Unincorporated		For 4 weeks
2017		
2018		

T2125 salary and wages	Gross up by 1/0.87 based on PIT quant group
6,315,241,942	7,258,898,784
share of empl inc	#DIV/0!

Cost for corporations				
year	number_employer	sum_add_wage_sub_emplr	For 4 weeks	
2017				
2018				

436300

Qualifying ccpc only

year	COUNT_of_INT_BN	SUM_of_sum_empt_incamt	sum_add_wage_sub_emplr
2018			

s.69(1)(g) re: (d)

s.69(1)(g) re: (e)

2017 increase	1.069340651
Available 4 weeks	0.076923077

Annual limit

year	number_employ	sum_wage_sub_emplr	For 4 weeks
2017			
2018			

Unincorporated		For 4 weeks
2017		
2018		

T2125 salary and wages	Gross up by 1/0.87 based on PIT quant group	s.69(1)(g) re: (d)
6,315,241,942	7,258,898,784	s.69(1)(g) re: (e)
share of empl inc	#DIV/0!	

Cost for corporations		For 4 weeks
year	number_employ	sum_add_wage_sub_emplr
2017		
2018		436300

Qualifying ccpc only		
year	COUNT_of_INT_ SUM_of_sum_empt_incant	sum_add_wage_sub_emplr
2018		

Partnership only		
year	COUNT_of_INT_ SUM_of_sum_empt_incant	sum_add_wage_sub_emplr
2018		

year	number_employ	sum_wage_sub_emplr	For 12 weeks
2017			
2018			

Unincorporated		For 4 weeks
2017		
2018		

T2125 salary and wages	Gross up by 1/0.87 based on PIT quant group
6,315,241,942	7,258,898,784
share of empl inc	3.21%

Cost for corporations

year	number_employ	sum_wage_sub_emplr	For 4 weeks	
2017				
2018				436300

Qualifying ccpc only

year	COUNT_of_INT_	SUM_of_sum_empt_incamt	sum_wage_sub_emplr
2018			

Partnership only

year	COUNT_of_INT_	SUM_of_sum_empt_incamt	sum_wage_sub_emplr
2018			

NPO only

year	COUNT_of_INT_	SUM_of_sum_empt_incamt	sum_wage_sub_emplr	s.69(1)(g) re: (d)
2018				s.69(1)(g) re: (e)

Charities only

year	COUNT_of_INT_	SUM_of_sum_empt_incamt	sum_wage_sub_emplr
2018			

Group cost

year	number_employ	sum_add_wage_sub_emplr	For 12 weeks
2017			
2018			

Total

Total
Total rounded

alternative count
Total rounded

Number of employer

	2016A	2017A	2018A	2019A	2020A
SEPRAW	956	976	1,001	1,024	1,052
Growth from X year to 2020	110.0%	107.9%	105.1%		

2017 increase	1.069340651
4 weeks	0.076923077

PIT		
T2125 salary and wages	Gross up by 1/0.87 based on PIT quant group	
	6,315,241,942	7,258,898,784
share of empl inc		3.21%

Data 2018	EI		CPP		Employment incorr Share PIT 226,123,989,628 3.2%
	Employer	Employee	Employer	Employee	
All eligible	10,865,061,720	8,203,901,059	20,192,992,368	20,201,558,876	
Qualifying CCPC	3,285,893,323	2,369,783,622	6,233,254,438	6,238,184,974	
Individual	105,481,807	76,073,394	200,096,253	200,254,530	

	Employer			Employee			Total - Average -
	2017	2018	Average -2020	2017	2018	Average - 2020	2020
EI	187,682,689	175,512,535	193,485,399	141,713,894	132,524,556	146,095,357	339,580,755
CPP	348,813,030	326,194,492	359,597,513	348,961,008	326,332,874	359,750,066	719,347,580
Total	536,495,719	501,707,028	553,082,912	490,674,903	458,857,430	505,845,423	1,058,928,335

\$ million	Employer			Employee			Total - Average -	Rounded
	2017	2018	Average -2020	2017	2018	Average - 2020	2020	
EI	188	176	193	142	133	146	340	340
CPP	349	326	360	349	326	360	719	720
Total	536	502	553	491	459	506	1,059	1,060
Rounded			555			505		

Data 2018	EI		CPP		Employment incorr Share PIT 226,123,989,628 3.2%
	Employer	Employee	Employer	Employee	
All eligible	6,683,413,702	4,773,866,930	10,864,534,041	10,864,534,041	
Qualifying CCPC	3,285,893,323	2,369,783,622	6,233,254,438	6,238,184,974	
Individual	105,481,807	76,073,394	200,096,253	200,254,530	

	Employer			Employee			Total - Average -
	2017	2018	Average -2020	2017	2018	Average - 2020	2020
EI	329,854,429	308,465,248	340,052,756	235,610,306	220,332,320	242,894,826	582,947,582
CPP	536,210,211	501,440,033	552,788,576	536,210,211	501,440,033	552,788,576	1,105,577,153
Total	866,064,640	809,905,280	892,841,332	771,820,517	721,772,352	795,683,402	1,688,524,734

\$ million	Employer		Employee		Total - Average -	Rounded
------------	----------	--	----------	--	-------------------	---------

s.69(1)(g) re: (d)

s.69(1)(g) re: (e)

	2017	2018	Average -2020	2017	2018	Average - 2020	2020	Rounded
EI	330	308	340	236	220	243	583	585
CPP	536	501	553	536	501	553	1,106	1,105
Total	866	810	893	772	722	796	1,689	1,690
Rounded			895			795		

Data 2018	EI		CPP		QPP		QPIP	
	Employer	Employee	Employer	Employee	Employer	Employee	Employer	Employee
All eligible	10,865,061,720	0	20,192,992,368	0	5,957,684,027	0	992,672,822	0
Qualifying CCPC	3,285,893,323	0	6,233,254,438	0	2,137,277,044	0	350,200,155	0
Individual	105,481,807	0	200,096,253	0	68,609,606	0	11,241,919	0

Employment incor Share PIT
226,123,989,628

	Employer			Employee			Total - Average - 2020
	2017	2018	Average -2020	2017	2018	Average - 2020	
EI	46,473,809	43,460,247	47,910,670	0	0	0	47,910,670
CPP	86,372,750	80,771,969	89,043,194	0	0	0	89,043,194
QPP	25,483,175	23,830,736	26,271,055	0	0	0	26,271,055
QPIP	4,246,022	3,970,691	4,377,299	0	0	0	4,377,299
Total	162,575,756	152,033,644	167,602,218	0	0	0	167,602,218

\$ million	Employer			Employee			Total - Average - 2020	Rounded
	2017	2018	Average -2020	2017	2018	Average - 2020		
EI	46	43	48	0	0	0	48	50
CPP	86	81	89	0	0	0	89	90
QPP	25	24	26	0	0	0	26	25
QPIP	4	4	4	0	0	0	4	5
Total	163	152	168	0	0	0	168	170
Rounded			170			0		

Data 2018	EI		CPP		QPP		QPIP	
	Employer	Employee	Employer	Employee	Employer	Employee	Employer	Employee
All eligible	10,865,061,720	0	20,192,992,368	0	5,957,684,027	0	992,672,822	0
Qualifying CCPC	3,285,893,323	0	6,233,254,438	0	2,137,277,044	0	350,200,155	0
Individual	105,481,807	0	200,096,253	0	68,609,606	0	11,241,919	0

Employment incor Share PIT
226,123,989,628

	Employer			Employee			Total - Average - 2020
	2017	2018	Average -2020	2017	2018	Average - 2020	
EI	536,236,254	501,464,387	552,815,425	0	0	0	552,815,425
CPP	996,608,658	931,984,263	1,027,421,467	0	0	0	1,027,421,467
QPP	294,036,633	274,970,032	303,127,558	0	0	0	303,127,558
QPIP	48,992,557	45,815,669	50,507,292	0	0	0	50,507,292
Total	1,875,874,102	1,754,234,351	1,933,871,742	0	0	0	1,933,871,742

Data 2018	EI	
	Employer	Employee
All eligible	10,865,061,720	0
Qualifying CCPC	3,285,893,323	0
Individual	105,481,807	0

3.2%

	Employer	
	2017	2018
EI	80,435,438	75,219,658
CPP	149,491,299	139,797,639
QPP	44,105,495	41,245,505
QPIP	7,348,884	6,872,350
Total	281,381,115	263,135,153

\$ million	Employer	
	2017	2018
EI	80	75
CPP	149	140
QPP	44	41
QPIP	7	7
Total	281	263
Rounded		

CIT
PIT

s.69(1)(g) re: (d)
s.69(1)(g) re: (e)

3.2%

\$ million	Employer			Employee			Total - Average - 2020	Rounded
	2017	2018	Average -2020	2017	2018	Average - 2020		
EI	536	501	553	0	0	0	553	555
CPP	997	932	1,027	0	0	0	1,027	1,025
QPP	294	275	303	0	0	0	303	305
QPIP	49	46	51	0	0	0	51	50
Total	1,876	1,754	1,934	0	0	0	1,934	1,935
Rounded			1,935			0		

Data 2018	EI		CPP		QPP		QPIP	
	Employer	Employee	Employer	Employee	Employer	Employee	Employer	Employee
All eligible	10,865,061,720	0	20,192,992,368	0	5,957,684,027	0	992,672,822	0
Qualifying CCPC	3,285,893,323	0	6,233,254,438	0	2,137,277,044	0	350,200,155	0
Individual	105,481,807	0	200,096,253	0	68,609,606	0	11,241,919	0

Employment incorr Share PIT
226,123,989,628

3.2%

s.69(1)(g) re: (d)
s.69(1)(g) re: (e)

	Employer			Employee			Total - Average - 2020
	2017	2018	Average -2020	2017	2018	Average - 2020	
EI	759,668,027	710,407,882	783,155,185	0	0	0	783,155,185
CPP	1,411,862,266	1,320,311,039	1,455,513,745	0	0	0	1,455,513,745
QPP	416,551,897	389,540,879	429,430,707	0	0	0	429,430,707
QPIP	69,406,122	64,905,531	71,551,997	0	0	0	71,551,997
Total	2,657,488,312	2,485,165,330	2,739,651,634	0	0	0	2,739,651,634

\$ million	Employer			Employee			Total - Average - 2020	Rounded
	2017	2018	Average -2020	2017	2018	Average - 2020		
EI	760	710	783	0	0	0	783	785
CPP	1,412	1,320	1,456	0	0	0	1,456	1,455
QPP	417	390	429	0	0	0	429	430
QPIP	69	65	72	0	0	0	72	70
Total	2,657	2,485	2,740	0	0	0	2,740	2,740
Rounded			2,740			0		

SUM_of_sum_empt_incamtSUM_of_CTOT_EMSUM_of_CTOT_EMSUM_of_CTOT_EMSUM_of_CTOT_EMSUM_of_sum_empSUM_of_sum_empSUM_of_CCTOT_EISUM_of_CCTCSUM_of_CCTOT_EISUM_of_CCTOT_EMPR_PPIPP_AMT

226,123,989,6283,285,893,3232,369,783,6226,233,254,4386,238,184,974254,437,160350,200,1552,137,277,0442,137,277,044490,056,172685,899,788

CPP		QPP		QPIP	
Employer	Employee	Employer	Employee	Employer	Employee
20,192,992,368	0	5,957,684,027	0	992,672,822	0
6,233,254,438	0	2,137,277,044	0	350,200,155	0
200,096,253	0	68,609,606	0	11,241,919	0

Employee				Total - Average - 2020
Average -2020	2017	2018	Average - 2020	
82,922,314	0	0	0	82,922,314
154,113,220	0	0	0	154,113,220
45,469,134	0	0	0	45,469,134
7,576,094	0	0	0	7,576,094
290,080,761	0	0	0	290,080,761

Employee				Total - Average - 2020	Rounded
Average -2020	2017	2018	Average - 2020		
83	0	0	0	83	85
154	0	0	0	154	155
45	0	0	0	45	45
8	0	0	0	8	10
290	0	0	0	290	295
290			0		
280.6905913					
9					

Employment income Share PIT
226,123,989,628

s.69(1)(g) re: (d)
s.69(1)(g) re: (e)

Data 2018	EI		CPP		QPP		QPIP	
	Employer	Employee	Employer	Employee	Employer	Employee	Employer	Employee
All eligible	10,865,061,720	0	20,192,992,368	0	5,957,684,027	0	992,672,822	0
Qualifying CCPC	3,285,893,323	0	6,233,254,438	0	2,137,277,044	0	350,200,155	0
Individual	105,481,807	0	200,096,253	0	68,609,606	0	11,241,919	0

Employment income Share PIT
226,123,989,628 3.2%

	Employer			Employee			Total - Average - 2020
	2017	2018	Average -2020	2017	2018	Average - 2020	
EI	28,152,403	26,326,880	29,022,810	0	0	0	29,022,810
CPP	52,321,955	48,929,174	53,939,627	0	0	0	53,939,627
QPP	15,436,923	14,435,927	15,914,197	0	0	0	15,914,197
QPIP	2,572,109	2,405,323	2,651,633	0	0	0	2,651,633
Total	98,483,390	92,097,303	101,528,266	0	0	0	101,528,266

\$ million	Employer			Employee			Total - Average - 2020	Rounded
	2017	2018	Average -2020	2017	2018	Average - 2020		
EI	28	26	29	0	0	0	29	30
CPP	52	49	54	0	0	0	54	55
QPP	15	14	16	0	0	0	16	15
QPIP	3	2	3	0	0	0	3	5
Total	98	92	102	0	0	0	102	105
Rounded			100			0		

	CIT	96.78985905						
	PIT	3						
			16%	15%	14%		36% of employers 12%	
			450	430	405		360	
	CIT	435.5543657	416.19639	391.9989292			348.4434926	
	PIT	14.44563427	13.803606	13.00107084			12	
			Emplr 30%	Emplr 35%	Emplr 35%	Emplr 30%		
			13%	11%	9%	9%		
			125	125	100	85		
	CIT	120.9873238	120.98732	96.78985905	82.27138019			
	PIT	4.012676185	4.0126762	3.210140948	2.728619806			

	Total	CIT	PIT
	-		
	-		
	-		
	-		
	-		
	-		

Total			
-------	--	--	--

Total			
-------	--	--	--

s.69(1)(g) re: (d)
s.69(1)(g) re: (e)

2017 increase	1.069340651
Available 12 weeks	0.230769231

Annual limit

year	number_employ	sum_wage_sub_emplr	For 12 weeks
	2017		
	2018		

Unincorporated		For 12 weeks
	2017	
	2018	

T2125 salary and wages	Gross up by 1/0.87 based on PIT quant group
6,315,241,942	7,258,898,784
share of empl inc	#DIV/0!

Cost for corporations		For 12 weeks
	number_employ	sum_add_wage_sub_emplr
	2017	
	2018	

436300

Qualifying ccpc only		
year	COUNT_of_INT_ SUM_of_sum_empt_incamt	sum_add_wage_sub_emplr
	2018	

Partnership only		
year	COUNT_of_INT_ SUM_of_sum_empt_incamt	sum_add_wage_sub_emplr
	2018	

year	number_employ	sum_wage_sub_emplr	For 12 weeks
	2017		
	2018		

Unincorporated		For 12 weeks
	2017	
	2018	

T2125 salary and wages	Gross up by 1/0.87 based on PIT quant group
6,315,241,942	7,258,898,784
share of empl inc	3.21%

s.69(1)(g) re: (d)
s.69(1)(g) re: (e)

Cost for corporations				
year	number_employ	sum_wage_sub_emplr	For 12 weeks	
2017				
2018				436300

Qualifying ccpc only				
year	COUNT of INT	SUM of sum empt incamt	sum wage sub emplr	
2018				

Partnership only				
year	COUNT_of_INT_	SUM_of_sum_empt_incamt	sum_wage_sub_emplr	
2018				

NPO only				
year	COUNT_of_INT_	SUM_of_sum_empt_incamt	sum_wage_sub_emplr	
2018				

Charities only				
year	COUNT_of_INT_	SUM_of_sum_empt_incamt	sum_wage_sub_emplr	
2018				

Group cost				
year	number_employ	sum_add_wage_sub_emplr	For 12 weeks	
2017				
2018				

Total

Total	
Total rounded	s.69(1)(g) re: (d)
	s.69(1)(g) re: (e)
alternative count	
Total rounded	

Number of employer

	Costing (\$M)		
Rate	CIT	PIT	Total

s.69(1)(g) re: (d)

s.69(1)(g) re: (e)

	2016A	2017A	2018A	2019A	2020A
SEPHAWE	956	976	1,001	1,024	1,052
Growth from X year to 2020	110.0%	107.9%	105.1%		

2017 increase	1.069340651
12 weeks	0.230769231

PIT		
T2125 salary and wages	Gross up by 1/0.87 based on PIT quant group	
	6,315,241,942	7,258,898,784
share of empl inc		3.21%

Data 2018	EI		CPP		
	Employer	Employee	Employer	Employee	
All eligible	10,865,061,720	8,203,901,059	20,192,992,368	20,201,558,876	Employment incorr Share PIT
Qualifying CCPC	3,285,893,323	2,369,783,622	6,233,254,438	6,238,184,974	226,123,989,628
Individual	105,481,807	76,073,394	200,096,253	200,254,530	3.2%

	Employer			Employee			Total - Average - 2020
	2017	2018	Average -2020	2017	2018	Average - 2020	
EI	563,048,067	526,537,606	580,456,196	425,141,683	397,573,667	438,286,070	1,018,742,266
CPP	1,046,439,091	978,583,476	1,078,792,540	1,046,883,024	978,998,622	1,079,250,198	2,158,042,739
Total	1,609,487,158	1,505,121,083	1,659,248,736	1,472,024,708	1,376,572,289	1,517,536,268	3,176,785,004

\$ million	Employer			Employee			Total - Average - 2020	Rounded
	2017	2018	Average -2020	2017	2018	Average - 2020		
EI	563	527	580	425	398	438	1,019	1,020
CPP	1,046	979	1,079	1,047	979	1,079	2,158	2,160
Total	1,609	1,505	1,659	1,472	1,377	1,518	3,177	3,180
Rounded			1,660			1,520		

s.69(1)(g) re: (d)
s.69(1)(g) re: (e)

Data 2018	EI		CPP		
	Employer	Employee	Employer	Employee	
All eligible	6,683,413,702	4,773,866,930	10,864,534,041	10,864,534,041	Employment incorr Share PIT
Qualifying CCPC	3,285,893,323	2,369,783,622	6,233,254,438	6,238,184,974	226,123,989,628
Individual	105,481,807	76,073,394	200,096,253	200,254,530	3.2%

	Employer		Employee		Total - Average -
--	----------	--	----------	--	-------------------

	2017	2018	Average -2020	2017	2018	Average - 2020	2020
EI	989,563,286	925,395,743	1,020,158,268	706,830,919	660,996,960	728,684,477	1,748,842,746
CPP	1,608,630,633	1,504,320,098	1,658,365,729	1,608,630,633	1,504,320,098	1,658,365,729	3,316,731,458
Total	2,598,193,919	2,429,715,841	2,678,523,997	2,315,461,551	2,165,317,057	2,387,050,206	5,065,574,203

\$ million	Employer			Employee			Total - Average - 2020	Rounded
	2017	2018	Average -2020	2017	2018	Average - 2020		
EI	990	925	1,020	707	661	729	1,749	1,750
CPP	1,609	1,504	1,658	1,609	1,504	1,658	3,317	3,315
Total	2,598	2,430	2,679	2,315	2,165	2,387	5,066	5,065
Rounded			2,680			2,385		

Data 2018	EI		CPP		QPP		QPIP	
	Employer	Employee	Employer	Employee	Employer	Employee	Employer	Employee
All eligible	10,865,061,720	0	20,192,992,368	0	5,957,684,027	0	992,672,822	0
Qualifying CCPC	3,285,893,323	0	6,233,254,438	0	2,137,277,044	0	350,200,155	0
Individual	105,481,807	0	200,096,253	0	68,609,606	0	11,241,919	0

Employment incor Share PIT
226,123,989,628

3.2%

	Employer			Employee			Total - Average - 2020
	2017	2018	Average -2020	2017	2018	Average - 2020	
EI	563,048,067	526,537,606	580,456,196	0	0	0	580,456,196
CPP	1,046,439,091	978,583,476	1,078,792,540	0	0	0	1,078,792,540
QPP	308,738,465	288,718,534	318,283,936	0	0	0	318,283,936
QPIP	51,442,185	48,106,452	53,032,657	0	0	0	53,032,657
Total	1,969,667,808	1,841,946,068	2,030,565,329	0	0	0	2,030,565,329

s.69(1)(g) re: (d)
s.69(1)(g) re: (e)

\$ million	Employer			Employee			Total - Average - 2020	Rounded
	2017	2018	Average -2020	2017	2018	Average - 2020		
EI	563	527	580	0	0	0	580	580
CPP	1,046	979	1,079	0	0	0	1,079	1,080
QPP	309	289	318	0	0	0	318	320
QPIP	51	48	53	0	0	0	53	55
Total	1,970	1,842	2,031	0	0	0	2,031	2,035
Rounded			2,030			0		

Data 2018	EI	CPP	QPP	QPIP
-----------	----	-----	-----	------

Data 2018	Employer	Employee	Employer	Employee	Employer	Employee	Employer	Employee	
All eligible	10,865,061,720	0	20,192,992,368	0	5,957,684,027	0	992,672,822	0	Employment incorr Share PIT
Qualifying CCPC	3,285,893,323	0	6,233,254,438	0	2,137,277,044	0	350,200,155	0	226,123,989,628
Individual	105,481,807	0	200,096,253	0	68,609,606	0	11,241,919	0	3.2%

	Employer			Employee			Total - Average - 2020
	2017	2018	Average -2020	2017	2018	Average - 2020	
EI	1,608,708,762	1,504,393,161	1,658,446,274	0	0	0	1,658,446,274
CPP	2,989,825,975	2,795,952,789	3,082,264,401	0	0	0	3,082,264,401
QPP	882,109,899	824,910,096	909,382,674	0	0	0	909,382,674
QPIP	146,977,671	137,447,006	151,521,877	0	0	0	151,521,877
Total	5,627,622,307	5,262,703,053	5,801,615,225	0	0	0	5,801,615,225

\$ million	Employer			Employee			Total - Average - 2020	Rounded	s.69(1)(g) re: (d) s.69(1)(g) re: (e)
	2017	2018	Average -2020	2017	2018	Average - 2020			
EI	1,609	1,504	1,658	0	0	0	1,658	1,660	
CPP	2,990	2,796	3,082	0	0	0	3,082	3,080	
QPP	882	825	909	0	0	0	909	910	
QPIP	147	137	152	0	0	0	152	150	
Total	5,628	5,263	5,802	0	0	0	5,802	5,800	
Rounded			5,800			0			

Data 2018	EI		CPP		QPP		QPIP		
	Employer	Employee	Employer	Employee	Employer	Employee	Employer	Employee	
All eligible	10,865,061,720	0	20,192,992,368	0	5,957,684,027	0	992,672,822	0	Employment incorr Share PIT
Qualifying CCPC	3,285,893,323	0	6,233,254,438	0	2,137,277,044	0	350,200,155	0	226,123,989,628
Individual	105,481,807	0	200,096,253	0	68,609,606	0	11,241,919	0	3.2%

	Employer			Employee			Total - Average - 2020
	2017	2018	Average -2020	2017	2018	Average - 2020	
EI	2,279,004,080	2,131,223,645	2,349,465,555	0	0	0	2,349,465,555
CPP	4,235,586,798	3,960,933,118	4,366,541,234	0	0	0	4,366,541,234
QPP	1,249,655,690	1,168,622,636	1,288,292,121	0	0	0	1,288,292,121
QPIP	208,218,367	194,716,592	214,655,992	0	0	0	214,655,992
Total	7,972,464,935	7,455,495,991	8,218,954,902	0	0	0	8,218,954,902

\$ million	Employer			Employee			Total - Average - 2020	Rounded
	2017	2018	Average -2020	2017	2018	Average - 2020		
EI	2,279	2,131	2,349	0	0	0	2,349	2,350
CPP	4,236	3,961	4,367	0	0	0	4,367	4,365
QPP	1,250	1,169	1,288	0	0	0	1,288	1,290
QPIP	208	195	215	0	0	0	215	215

Total	7,972	7,455	8,219	0	0	0	8,219	8,220
Rounded			8,220			0		

SUM_of_sum_empt_incamt	SUM_of_CTOT_EM	SUM_of_CTOT_EM	SUM_of_CTOT_EM	SUM_of_CTOT_EM	SUM_of_sum_emp	SUM_of_sum_emp	SUM_of_CCTOT_EI	SUM_of_CCTO	SUM_of_CCTOT_EI	SUM_of_CCTOT_EM	PR_PPIPP_AMT
226,123,989,628	3,285,893,323	2,369,783,622	6,233,254,438	6,238,184,974	254,437,160	350,200,155	2,137,277,044	2,137,277,044	490,056,172		685,899,788

Jan-2020	s.18(d)
Feb-2020	s.21(1)(b)
Mar-2020	
Apr-2020	
May-2020	
Jun-2020	
Jul-2020	
Aug-2020	
Sep-2020	
Oct-2020	
Nov-2020	
Dec-2020	

year	province	sum_add_wage_sub_emplr	
2018	00 Newfoundland and Labrador	3,036,301,170	1.1%
2018	01 Prince Edward Island	853,123,058	0.3%
2018	02 Nova Scotia	6,002,345,142	2.2%
2018	03 New Brunswick	4,720,573,977	1.7%
2018	04 Quebec	58,567,837,445	21.0%
2018	05 Ontario	110,953,501,993	39.8%
2018	06 Manitoba	9,306,852,325	3.3%
2018	07 Saskatchewan	7,548,212,740	2.7%
2018	08 Alberta	38,258,111,917	13.7%
2018	09 British Columbia	38,078,279,868	13.7%
2018	10 Northwest Territories	462,978,129	0.2%
2018	11 Yukon	347,560,200	0.1%
2018	12 Outside Canada	290,486,984	0.1%
2018	16 Nunavut	328,095,077	0.1%
		278,754,260,025	

BUS_SAL_lclt_id			
Sum	N		
Nfld.	94812599	2,241	1.5%
P.E.I.	26526252	895	0.4%
N.S.	1.47E+08	4,618	2.3%
N.B.	1.31E+08	3,910	2.1%
Que.	1.46E+09	37,200	23.1%
Ont.	2.69E+09	68,977	42.6%
Man.	2.97E+08	9,134	4.7%
Sask.	2.35E+08	7,957	3.7%
Alta.	3.49E+08	13,287	5.5%
B.C.	8.46E+08	29,847	13.4%
N.W.T	8072495	136	0.1%
Yuk.	14529026	366	0.2%
Nu.	1000396	31	0.0%
Other	15476877	323	0.2%
All	6.32E+09	178922	100.0%

	CIT	PIT
Newfoundland and Labrador	1.1%	1.5%
Prince Edward Island	0.3%	0.4%
Nova Scotia	2.2%	2.3%
New Brunswick	1.7%	2.1%
Quebec	21.0%	23.1%
Ontario	39.8%	42.6%
Manitoba	3.3%	4.7%
Saskatchewan	2.7%	3.7%
Alberta	13.7%	5.5%
British Columbia	13.7%	13.4%
Northwest Territories	0.2%	0.1%
Yukon	0.1%	0.2%
Nunavut	0.1%	0.0%

Share of cost	
CIT	99.0%
PIT	1.02%

Outside Canada	0.1%	0.2%
Total	100.0%	100.0%

	COUNT_of_INT_BN	SUM_of_sum_empt_incamt	SUM_of_add_wage_sub_emplr
Charities	32,390	36,488,982,778	23,116,985,741
NPO	18,122	21,064,430,185	11,995,539,091
Total	50,512	57,553,412,963	35,112,524,832
All	1,287,794	784,080,007,780	428,852,707,731
Share of NPOs and Charities	3.9%	7.3%	8.2%

CEWS Cost

s.69(1)(g) re: (d)
s.69(1)(g) re: (e)

Revenue Drop	Period 4	Period 5	Period 6	Period 7
Timing	June 7 - July 4	July 5 - Aug 1	Aug 2 - Aug 29	Aug 30 - Sep 26
Total				

Revenue Drop	Period 4	Period 5	Period 6	Period 7
Timing	June 7 - July 4	July 5 - Aug 1	Aug 2 - Aug 29	Aug 30 - Sep 26
Total				

Revenue Drop	Period 4	Period 5	Period 6	Period 7	Period 8
Timing	June 7 - July 4	July 5 - Aug 1	Aug 2 - Aug 29	Aug 30 - Sep 26	Sept 27 - Oct 24
Total					

Revenue Drop	Period 4	Period 5	Period 6	Period 7
Timing	June 7 - July 4	July 5 - Aug 1	Aug 2 - Aug 29	Aug 30 - Sep 26
Total				

Revenue Drop	Period 4	Period 5	Period 6	Period 7
Timing	June 7 - July 4	July 5 - Aug 1	Aug 2 - Aug 29	Aug 30 - Sep 26

Revenue Drop	Period 4	Period 5	Period 6	Period 7
Timing	June 7 - July 4	July 5 - Aug 1	Aug 2 - Aug 29	Aug 30 - Sep 26
Total				

Revenue Drop	Period 4	Period 5	Period 6	Period 7
Timing	June 7 - July 4	July 5 - Aug 1	Aug 2 - Aug 29	Aug 30 - Sep 26
Total				

Revenue Drop	Period 4	Period 5	Period 6	Period 7	Period 8
Timing	June 7 - July 4	July 5 - Aug 1	Aug 2 - Aug 29	Aug 30 - Sep 26	Sept 27 - Oct 24
Total					

Revenue Drop	Period 4	Period 5	Period 6	Period 7
Timing	June 7 - July 4	July 5 - Aug 1	Aug 2 - Aug 29	Aug 30 - Sep 26
50%	4,364	3,334	3,553	4,563
40%	3,491	2,667	2,842	3,650
30%	2,618	2,000	2,131	2,737
20%	1,745	1,333	1,420	1,824
10%	872	667	710	912
Total	12,690	9,664	10,656	13,686

Revenue Drop	Period 4	Period 5	Period 6	Period 7
Timing	June 7 - July 4	July 5 - Aug 1	Aug 2 - Aug 29	Aug 30 - Sep 26

s.18(d)
s.21(1)(b)

Revenue Drop	Period 4	Period 5	Period 6	Period 7	Period 8
Timing	June 7 - July 4	July 5 - Aug 1	Aug 2 - Aug 29	Aug 30 - Sep 26	Sept 27 - Oct 24
Total					

s.18(d)
s.21(1)(b)

Revenue Drop	Period 4	Period 5	Period 6	Period 7	Period 8
Timing	June 7 - July 4	July 5 - Aug 1	Aug 2 - Aug 29	Aug 30 - Sep 26	Sept 27 - Oct 24
Total					

|

Period 5	Period 6	Period 7
----------	----------	----------

0.61363636 0.581395 0.536585
0.38636364 0.418605 0.463415

Average rate

Period 5	Period 6	Period 7
----------	----------	----------

Period 5	Period 6	Period 7
----------	----------	----------

Share of Cost

Period 5	Period 6	Period 7
----------	----------	----------

Period 5	Period 6	Period 7	Period 8
----------	----------	----------	----------

0.36170213 0.367347 0.365385 0.37037
0.63829787 0.632653 0.634615 0.62963

Period 5	Period 6	Period 7	Period 8
----------	----------	----------	----------

48% 40% 32% 16%
18% 15.00% 12% 6%

Period 5	Period 6	Period 7	Period 8
----------	----------	----------	----------

0.173617 0.146939 0.116923 0.059259
0.114894 0.094898 0.076154 0.037778

Period 5	Period 6	Period 7	Period 8
----------	----------	----------	----------

0.60177 0.607595 0.605578 0.610687
0.39823 0.392405 0.394422 0.389313

Period 5	Period 6	Period 7
----------	----------	----------

0.36170213 0.367347 0.365385
0.63829787 0.632653 0.634615

Period 5	Period 6	Period 7
----------	----------	----------

48% 36% 24%
18% 13.50% 9%

Period 5	Period 6	Period 7
----------	----------	----------

0.173617 0.132245 0.087692
0.114894 0.085408 0.057115

Period 5	Period 6	Period 7
----------	----------	----------

0.60177 0.607595 0.605578
0.39823 0.392405 0.394422

	Period 5	Period 6	Period 7
Tier 1	10,475	9,890	6,395
Tier 2	3,820	3,980	2,755

Period 5	Period 6	Period 7
----------	----------	----------

	Period 5	Period 6	Period 7	Period 8
Tier 1	6,455	5,085	3,895	2,140
Tier 2	4,325	3,700	3,115	1,630

	Period 5	Period 6	Period 7
Tier 1	6,400	5820	2615
Tier 2	5,405	5550	2915

Period 5	Period 6	Period 7	Period 8
----------	----------	----------	----------

0.36170213 0.367347 0.365385 0.37037
0.63829787 0.632653 0.634615 0.62963

Period 5	Period 6	Period 7	Period 8
----------	----------	----------	----------

60% 60% 0.32 0.16
23% 23% 12% 0.06

Period 5	Period 6	Period 7	Period 8
----------	----------	----------	----------

0.217021 0.220408 0.116923 0.059259
0.143617 0.142347 0.076154 0.037778

Period 5	Period 6	Period 7	Period 8
----------	----------	----------	----------

0.60177 0.607595 0.605578 0.610687
0.39823 0.392405 0.394422 0.389313

Period 5	Period 6	Period 7	Period 8
----------	----------	----------	----------

0.360.370.370.37

0.640.630.630.63

Period 5	Period 6	Period 7	Period 8
----------	----------	----------	----------

0.480.40.320.16

0.180.150.120.06

Period 5	Period 6	Period 7	Period 8
----------	----------	----------	----------

0.1736170.1469390.1169230.059259

0.1148940.0948980.0761540.037778

Period 5	Period 6	Period 7	Period 8
----------	----------	----------	----------

0.601770.6075950.6055780.610687

0.398230.3924050.3944220.389313

Pages 918 to / à 925
are duplicates
sont des duplicatas

Page 926

**is withheld pursuant to sections
est retenue en vertu des articles**

69(1)(g) re: (d), 69(1)(g) re: (e)

**of the Access to Information Act
de la Loi sur l'accès à l'information**

							Tax rates								
							CIT	0.13							
							PIT	0.22							
<u>CIT</u>								<u>PIT</u>							
	2020	2021	2022	2023	2024	2025			2020	2021	2022	2023	2024	2025	
NL	-	65.5	65.5	65.5	65.5	65.5	NL	-	3.6	3.6	3.6	3.6	3.6	3.6	
PEI	-	19.7	19.7	19.7	19.7	19.7	PEI	-	1.0	1.0	1.0	1.0	1.0	1.0	
NS	-	144.2	144.2	144.2	144.2	144.2	NS	-	5.5	5.5	5.5	5.5	5.5	5.5	
NB	-	111.4	111.4	111.4	111.4	111.4	NB	-	5.0	5.0	5.0	5.0	5.0	5.0	
QC	-	1,376.1	1,376.1	1,376.1	1,376.1	1,376.1	QC	-	55.3	55.3	55.3	55.3	55.3	55.3	
ON	-	2,608.1	2,608.1	2,608.1	2,608.1	2,608.1	ON	-	102.1	102.1	102.1	102.1	102.1	102.1	
MB	-	216.3	216.3	216.3	216.3	216.3	MB	-	11.3	11.3	11.3	11.3	11.3	11.3	
SK	-	176.9	176.9	176.9	176.9	176.9	SK	-	8.9	8.9	8.9	8.9	8.9	8.9	
AB	-	897.8	897.8	897.8	897.8	897.8	AB	-	13.2	13.2	13.2	13.2	13.2	13.2	
BC	-	897.8	897.8	897.8	897.8	897.8	BC	-	32.1	32.1	32.1	32.1	32.1	32.1	
NWT	-	13.1	13.1	13.1	13.1	13.1	NWT	-	0.2	0.2	0.2	0.2	0.2	0.2	
YK	-	6.6	6.6	6.6	6.6	6.6	YK	-	0.5	0.5	0.5	0.5	0.5	0.5	
NU	-	6.6	6.6	6.6	6.6	6.6	NU	-	0.2	0.2	0.2	0.2	0.2	0.2	
OTH	-	6.6	6.6	6.6	6.6	6.6	OTH	-	0.5	0.5	0.5	0.5	0.5	0.5	
Total	-	6,546.50	6,546.50	6,546.50	6,546.50	6,546.50		-	239.35	239.35	239.35	239.35	239.35	239.35	

<u>Total fiscal cost</u>	2020	2021	2022	2023	2024	2025
Calendar year	-	903.70	903.70	903.70	903.70	903.70

	19-20	20-21	21-22	22-23	23-24	24-25
Fiscal year	0	225.93	903.70	903.70	903.70	903.70

s.69(1)(g) re: (d)
s.69(1)(g) re: (e)

Pages 928 to / à 931
are withheld pursuant to sections
sont retenues en vertu des articles

69(1)(g) re: (d), 69(1)(g) re: (e)

of the Access to Information Act
de la Loi sur l'accès à l'information

Pages 932 to / à 939

are duplicates

sont des duplicatas

**Pages 940 to / à 941
are withheld pursuant to sections
sont retenues en vertu des articles**

69(1)(g) re: (d), 69(1)(g) re: (e)

**of the Access to Information Act
de la Loi sur l'accès à l'information**

Total cost
CIT
PIT

Tax rates
CIT 0.13
PIT 0.22

s.69(1)(g) re: (d)
s.69(1)(g) re: (e)

CIT

2020 2021 2022 2023 2024 2025

PIT

2020 2021 2022 2023 2024 2025

NL	-	3.1	3.1	3.1	3.1	3.1
PEI	-	0.9	0.9	0.9	0.9	0.9
NS	-	6.9	6.9	6.9	6.9	6.9
NB	-	5.3	5.3	5.3	5.3	5.3
QC	-	65.9	65.9	65.9	65.9	65.9
ON	-	124.9	124.9	124.9	124.9	124.9
MB	-	10.4	10.4	10.4	10.4	10.4
SK	-	8.5	8.5	8.5	8.5	8.5
AB	-	43.0	43.0	43.0	43.0	43.0
BC	-	43.0	43.0	43.0	43.0	43.0
NWT	-	0.6	0.6	0.6	0.6	0.6
YK	-	0.3	0.3	0.3	0.3	0.3
NU	-	0.3	0.3	0.3	0.3	0.3
OTH	-	0.3	0.3	0.3	0.3	0.3
Total	-	313.39	313.39	313.39	313.39	313.39

NL	-	0.2	0.2	0.2	0.2	0.2
PEI	-	0.0	0.0	0.0	0.0	0.0
NS	-	0.3	0.3	0.3	0.3	0.3
NB	-	0.2	0.2	0.2	0.2	0.2
QC	-	2.6	2.6	2.6	2.6	2.6
ON	-	4.9	4.9	4.9	4.9	4.9
MB	-	0.5	0.5	0.5	0.5	0.5
SK	-	0.4	0.4	0.4	0.4	0.4
AB	-	0.6	0.6	0.6	0.6	0.6
BC	-	1.5	1.5	1.5	1.5	1.5
NWT	-	0.0	0.0	0.0	0.0	0.0
YK	-	0.0	0.0	0.0	0.0	0.0
NU	-	0.0	0.0	0.0	0.0	0.0
OTH	-	0.0	0.0	0.0	0.0	0.0
	-	11.46	11.46	11.46	11.46	11.46

Total fiscal cost	2020	2021	2022	2023	2024	2025
Calendar year	-	43.26	43.26	43.26	43.26	43.26

	19-20	20-21	21-22	22-23	23-24	24-25
Fiscal year	0	10.82	43.26	43.26	43.26	43.26

s.69(1)(g) re: (d)

s.69(1)(g) re: (e)

**Pages 944 to / à 954
are withheld pursuant to sections
sont retenues en vertu des articles**

69(1)(g) re: (d), 69(1)(g) re: (e)

**of the Access to Information Act
de la Loi sur l'accès à l'information**

Pages 955 to / à 962

are duplicates

sont des duplicatas

Pages 963 to / à 964
are withheld pursuant to sections
sont retenues en vertu des articles

69(1)(g) re: (d), 69(1)(g) re: (e)

of the Access to Information Act
de la Loi sur l'accès à l'information

Total cost
CIT
PIT

-
-
-

Tax rates
CIT 0.13
PIT 0.22

s.69(1)(g) re: (d)
s.69(1)(g) re: (e)

CIT

2020 2021 2022 2023 2024 2025

PIT

2020 2021 2022 2023 2024 2025

NL	-	-	-	-	-	-	NL	-	0.0	0.0	0.0	0.0	0.0
PEI	-	-	-	-	-	-	PEI	-	0.0	0.0	0.0	0.0	0.0
NS	-	-	-	-	-	-	NS	-	0.0	0.0	0.0	0.0	0.0
NB	-	-	-	-	-	-	NB	-	0.0	0.0	0.0	0.0	0.0
QC	-	-	-	-	-	-	QC	-	0.0	0.0	0.0	0.0	0.0
ON	-	-	-	-	-	-	ON	-	0.0	0.0	0.0	0.0	0.0
MB	-	-	-	-	-	-	MB	-	0.0	0.0	0.0	0.0	0.0
SK	-	-	-	-	-	-	SK	-	0.0	0.0	0.0	0.0	0.0
AB	-	-	-	-	-	-	AB	-	0.0	0.0	0.0	0.0	0.0
BC	-	-	-	-	-	-	BC	-	0.0	0.0	0.0	0.0	0.0
NWT	-	-	-	-	-	-	NWT	-	0.0	0.0	0.0	0.0	0.0
YK	-	-	-	-	-	-	YK	-	0.0	0.0	0.0	0.0	0.0
NU	-	-	-	-	-	-	NU	-	0.0	0.0	0.0	0.0	0.0
OTH	-	-	-	-	-	-	OTH	-	0.0	0.0	0.0	0.0	0.0
Total	-	-	-	-	-	-		-	-	-	-	-	-

Total fiscal cost	2020	2021	2022	2023	2024	2025
Calendar year	-	-	-	-	-	-

	19-20	20-21	21-22	22-23	23-24	24-25
Fiscal year	0	-	-	-	-	-

s.69(1)(g) re: (d)
s.69(1)(g) re: (e)

**Pages 967 to / à 977
are withheld pursuant to sections
sont retenues en vertu des articles**

69(1)(g) re: (d), 69(1)(g) re: (e)

**of the Access to Information Act
de la Loi sur l'accès à l'information**

Pages 978 to / à 984

are duplicates

sont des duplicatas

**Pages 985 to / à 986
are withheld pursuant to sections
sont retenues en vertu des articles**

69(1)(g) re: (d), 69(1)(g) re: (e)

**of the Access to Information Act
de la Loi sur l'accès à l'information**

Total cost
CIT
PIT

Tax rates
CIT 0.13
PIT 0.22

s.69(1)(g) re: (d)
s.69(1)(g) re: (e)

CIT

2020 2021 2022 2023 2024 2025

PIT

2020 2021 2022 2023 2024 2025

NL	-	3.7	3.7	3.7	3.7	3.7
PEI	-	1.1	1.1	1.1	1.1	1.1
NS	-	8.1	8.1	8.1	8.1	8.1
NB	-	6.2	6.2	6.2	6.2	6.2
QC	-	76.9	76.9	76.9	76.9	76.9
ON	-	145.7	145.7	145.7	145.7	145.7
MB	-	12.1	12.1	12.1	12.1	12.1
SK	-	9.9	9.9	9.9	9.9	9.9
AB	-	50.2	50.2	50.2	50.2	50.2
BC	-	50.2	50.2	50.2	50.2	50.2
NWT	-	0.7	0.7	0.7	0.7	0.7
YK	-	0.4	0.4	0.4	0.4	0.4
NU	-	0.4	0.4	0.4	0.4	0.4
OTH	-	0.4	0.4	0.4	0.4	0.4
Total	-	365.81	365.81	365.81	365.81	365.81

NL	-	0.2	0.2	0.2	0.2	0.2
PEI	-	0.1	0.1	0.1	0.1	0.1
NS	-	0.3	0.3	0.3	0.3	0.3
NB	-	0.3	0.3	0.3	0.3	0.3
QC	-	3.1	3.1	3.1	3.1	3.1
ON	-	5.7	5.7	5.7	5.7	5.7
MB	-	0.6	0.6	0.6	0.6	0.6
SK	-	0.5	0.5	0.5	0.5	0.5
AB	-	0.7	0.7	0.7	0.7	0.7
BC	-	1.8	1.8	1.8	1.8	1.8
NWT	-	0.0	0.0	0.0	0.0	0.0
YK	-	0.0	0.0	0.0	0.0	0.0
NU	-	0.0	0.0	0.0	0.0	0.0
OTH	-	0.0	0.0	0.0	0.0	0.0
	-	13.37	13.37	13.37	13.37	13.37

Total fiscal cost	2020	2021	2022	2023	2024	2025
Calendar year	-	50.50	50.50	50.50	50.50	50.50

	19-20	20-21	21-22	22-23	23-24	24-25
Fiscal year	0	12.62	50.50	50.50	50.50	50.50

s.69(1)(g) re: (d)
s.69(1)(g) re: (e)

**Pages 989 to / à 999
are withheld pursuant to sections
sont retenues en vertu des articles**

69(1)(g) re: (d), 69(1)(g) re: (e)

**of the Access to Information Act
de la Loi sur l'accès à l'information**

Pages 1000 to / à 1007
are duplicates
sont des duplicatas

Page 1008

**is withheld pursuant to sections
est retenue en vertu des articles**

69(1)(g) re: (d), 69(1)(g) re: (e)

**of the Access to Information Act
de la Loi sur l'accès à l'information**

Total cost
CIT
PIT



Tax rates
CIT
PIT

0.13
0.22

s.69(1)(g) re: (d)
s.69(1)(g) re: (e)

CIT

	2020	2021	2022	2023	2024	2025
NL	-	(1.7)	(1.7)	(1.7)	(1.7)	(1.7)
PEI	-	(0.5)	(0.5)	(0.5)	(0.5)	(0.5)
NS	-	(3.8)	(3.8)	(3.8)	(3.8)	(3.8)

PIT

	2020	2021	2022	2023	2024	2025
NL	-	-0.1	-0.1	-0.1	-0.1	-0.1
PEI	-	0.0	0.0	0.0	0.0	0.0
NS	-	-0.1	-0.1	-0.1	-0.1	-0.1

NB	-	(2.9)	(2.9)	(2.9)	(2.9)	(2.9)	NB	-	-0.1	-0.1	-0.1	-0.1	-0.1
QC	-	(36.2)	(36.2)	(36.2)	(36.2)	(36.2)	QC	-	-1.5	-1.5	-1.5	-1.5	-1.5
ON	-	(68.6)	(68.6)	(68.6)	(68.6)	(68.6)	ON	-	-2.7	-2.7	-2.7	-2.7	-2.7
MB	-	(5.7)	(5.7)	(5.7)	(5.7)	(5.7)	MB	-	-0.3	-0.3	-0.3	-0.3	-0.3
SK	-	(4.7)	(4.7)	(4.7)	(4.7)	(4.7)	SK	-	-0.2	-0.2	-0.2	-0.2	-0.2
AB	-	(23.6)	(23.6)	(23.6)	(23.6)	(23.6)	AB	-	-0.3	-0.3	-0.3	-0.3	-0.3
BC	-	(23.6)	(23.6)	(23.6)	(23.6)	(23.6)	BC	-	-0.8	-0.8	-0.8	-0.8	-0.8
NWT	-	(0.3)	(0.3)	(0.3)	(0.3)	(0.3)	NWT	-	0.0	0.0	0.0	0.0	0.0
YK	-	(0.2)	(0.2)	(0.2)	(0.2)	(0.2)	YK	-	0.0	0.0	0.0	0.0	0.0
NU	-	(0.2)	(0.2)	(0.2)	(0.2)	(0.2)	NU	-	0.0	0.0	0.0	0.0	0.0
OTH	-	(0.2)	(0.2)	(0.2)	(0.2)	(0.2)	OTH	-	0.0	0.0	0.0	0.0	0.0
Total	-	(172.15)	(172.15)	(172.15)	(172.15)	(172.15)		-	(6.29)	(6.29)	(6.29)	(6.29)	(6.29)

<u>Total fiscal cost</u>	2020	2021	2022	2023	2024	2025
Calendar year	-	(23.76)	(23.76)	(23.76)	(23.76)	(23.76)

	19-20	20-21	21-22	22-23	23-24	24-25
Fiscal year	0	(5.94)	(23.76)	(23.76)	(23.76)	(23.76)

s.69(1)(g) re: (d)

s.69(1)(g) re: (e)

**Pages 1011 to / à 1016
are withheld pursuant to sections
sont retenues en vertu des articles**

69(1)(g) re: (d), 69(1)(g) re: (e)

**of the Access to Information Act
de la Loi sur l'accès à l'information**

Pages 1017 to / à 1024
are duplicates
sont des duplicatas

Page 1025

**is withheld pursuant to sections
est retenue en vertu des articles**

69(1)(g) re: (d), 69(1)(g) re: (e)

**of the Access to Information Act
de la Loi sur l'accès à l'information**

Total cost		
CIT	Tax rates	
PIT	CIT	0.13
	PIT	0.22

<u>CIT</u>								<u>PIT</u>							
		2020	2021	2022	2023	2024	2025			2020	2021	2022	2023	2024	2025
NL		-	7.2	7.2	7.2	7.2	7.2	NL	-	0.4	0.4	0.4	0.4	0.4	0.4
PEI		-	2.2	2.2	2.2	2.2	2.2	PEI	-	0.1	0.1	0.1	0.1	0.1	0.1
NS		-	15.8	15.8	15.8	15.8	15.8	NS	-	0.6	0.6	0.6	0.6	0.6	0.6
NB		-	12.2	12.2	12.2	12.2	12.2	NB	-	0.6	0.6	0.6	0.6	0.6	0.6
QC		-	151.0	151.0	151.0	151.0	151.0	QC	-	6.1	6.1	6.1	6.1	6.1	6.1
ON		-	286.2	286.2	286.2	286.2	286.2	ON	-	11.2	11.2	11.2	11.2	11.2	11.2
MB		-	23.7	23.7	23.7	23.7	23.7	MB	-	1.2	1.2	1.2	1.2	1.2	1.2
SK		-	19.4	19.4	19.4	19.4	19.4	SK	-	1.0	1.0	1.0	1.0	1.0	1.0
AB		-	98.5	98.5	98.5	98.5	98.5	AB	-	1.4	1.4	1.4	1.4	1.4	1.4
BC		-	98.5	98.5	98.5	98.5	98.5	BC	-	3.5	3.5	3.5	3.5	3.5	3.5
NWT		-	1.4	1.4	1.4	1.4	1.4	NWT	-	0.0	0.0	0.0	0.0	0.0	0.0
YK		-	0.7	0.7	0.7	0.7	0.7	YK	-	0.1	0.1	0.1	0.1	0.1	0.1
NU	s.69(1)(g) re: (d)	-	0.7	0.7	0.7	0.7	0.7	NU	-	0.0	0.0	0.0	0.0	0.0	0.0
OTH	s.69(1)(g) re: (e)	-	0.7	0.7	0.7	0.7	0.7	OTH	-	0.1	0.1	0.1	0.1	0.1	0.1

Total	-	718.38	718.38	718.38	718.38	718.38	-	26.26	26.26	26.26	26.26	26.26
-------	---	--------	--------	--------	--------	--------	---	-------	-------	-------	-------	-------

Total fiscal cost	2020	2021	2022	2023	2024	2025
Calendar year	-	99.17	99.17	99.17	99.17	99.17

	19-20	20-21	21-22	22-23	23-24	24-25
Fiscal year	0	24.79	99.17	99.17	99.17	99.17

s.69(1)(g) re: (d)
s.69(1)(g) re: (e)

**Pages 1028 to / à 1032
are withheld pursuant to sections
sont retenues en vertu des articles**

69(1)(g) re: (d), 69(1)(g) re: (e)

**of the Access to Information Act
de la Loi sur l'accès à l'information**

Pages 1033 to / à 1040
are duplicates
sont des duplicatas

Page 1041

**is withheld pursuant to sections
est retenue en vertu des articles**

69(1)(g) re: (d), 69(1)(g) re: (e)

**of the Access to Information Act
de la Loi sur l'accès à l'information**

Total cost			Tax rates	
CIT			CIT	0.13
PIT			PIT	0.22

CIT

	2020	2021	2022	2023	2024	2025
NL	-	2.1	2.1	2.1	2.1	2.1
PEI	-	0.6	0.6	0.6	0.6	0.6
NS	-	4.6	4.6	4.6	4.6	4.6
NB	-	3.5	3.5	3.5	3.5	3.5
QC	-	43.7	43.7	43.7	43.7	43.7
ON	-	82.8	82.8	82.8	82.8	82.8
MB	-	6.9	6.9	6.9	6.9	6.9
SK	-	5.6	5.6	5.6	5.6	5.6
AB	-	28.5	28.5	28.5	28.5	28.5
BC	-	28.5	28.5	28.5	28.5	28.5
NWT	-	0.4	0.4	0.4	0.4	0.4
YK	-	0.2	0.2	0.2	0.2	0.2
NU	-	0.2	0.2	0.2	0.2	0.2
OTH	-	0.2	0.2	0.2	0.2	0.2
Total	-	207.90	207.90	207.90	207.90	207.90

PIT

	2020	2021	2022	2023	2024	2025
NL	-	0.1	0.1	0.1	0.1	0.1
PEI	-	0.0	0.0	0.0	0.0	0.0
NS	-	0.2	0.2	0.2	0.2	0.2
NB	-	0.2	0.2	0.2	0.2	0.2
QC	-	1.8	1.8	1.8	1.8	1.8
ON	-	3.2	3.2	3.2	3.2	3.2
MB	-	0.4	0.4	0.4	0.4	0.4
SK	-	0.3	0.3	0.3	0.3	0.3
AB	-	0.4	0.4	0.4	0.4	0.4
BC	-	1.0	1.0	1.0	1.0	1.0
NWT	-	0.0	0.0	0.0	0.0	0.0
YK	-	0.0	0.0	0.0	0.0	0.0
NU	-	0.0	0.0	0.0	0.0	0.0
OTH	-	0.0	0.0	0.0	0.0	0.0
Total	-	7.60	7.60	7.60	7.60	7.60

Total fiscal cost	2020	2021	2022	2023	2024	2025
Calendar year	-	28.70	28.70	28.70	28.70	28.70

s.69(1)(g) re: (d)
s.69(1)(g) re: (e)

Fiscal year

19-20	20-21	21-22	22-23	23-24	24-25
0	7.17	28.70	28.70	28.70	28.70

s.69(1)(g) re: (d)
s.69(1)(g) re: (e)

**Pages 1044 to / à 1047
are withheld pursuant to sections
sont retenues en vertu des articles**

69(1)(g) re: (d), 69(1)(g) re: (e)

**of the Access to Information Act
de la Loi sur l'accès à l'information**

Pages 1048 to / à 1054
are duplicates
sont des duplicatas

**Pages 1055 to / à 1056
are withheld pursuant to sections
sont retenues en vertu des articles**

69(1)(g) re: (d), 69(1)(g) re: (e)

**of the Access to Information Act
de la Loi sur l'accès à l'information**

NL	-	59.3	59.3	59.3	59.3	59.3
PEI	-	17.8	17.8	17.8	17.8	17.8
NS	-	130.4	130.4	130.4	130.4	130.4
NB	-	100.8	100.8	100.8	100.8	100.8
QC	-	1,245.0	1,245.0	1,245.0	1,245.0	1,245.0
ON	-	2,359.5	2,359.5	2,359.5	2,359.5	2,359.5
MB	-	195.6	195.6	195.6	195.6	195.6
SK	-	160.1	160.1	160.1	160.1	160.1
AB	-	812.2	812.2	812.2	812.2	812.2
BC	-	812.2	812.2	812.2	812.2	812.2
NWT	-	11.9	11.9	11.9	11.9	11.9
YK	-	5.9	5.9	5.9	5.9	5.9
NU	-	5.9	5.9	5.9	5.9	5.9
OTH	-	5.9	5.9	5.9	5.9	5.9
Total	-	5,922.47	5,922.47	5,922.47	5,922.47	5,922.47

NL	-	3.3	3.3	3.3	3.3	3.3
PEI	-	0.9	0.9	0.9	0.9	0.9
NS	-	5.0	5.0	5.0	5.0	5.0
NB	-	4.6	4.6	4.6	4.6	4.6
QC	-	50.1	50.1	50.1	50.1	50.1
ON	-	92.3	92.3	92.3	92.3	92.3
MB	-	10.2	10.2	10.2	10.2	10.2
SK	-	8.0	8.0	8.0	8.0	8.0
AB	-	11.9	11.9	11.9	11.9	11.9
BC	-	29.0	29.0	29.0	29.0	29.0
NWT	-	0.2	0.2	0.2	0.2	0.2
YK	-	0.4	0.4	0.4	0.4	0.4
NU	-	0.2	0.2	0.2	0.2	0.2
OTH	-	0.4	0.4	0.4	0.4	0.4
	-	216.53	216.53	216.53	216.53	216.53

Total fiscal cost	2020	2021	2022	2023	2024	2025
Calendar year	-	817.56	817.56	817.56	817.56	817.56

	19-20	20-21	21-22	22-23	23-24	24-25
Fiscal year	0	204.39	817.56	817.56	817.56	817.56

s.69(1)(g) re: (d)
s.69(1)(g) re: (e)

**Pages 1059 to / à 1068
are withheld pursuant to sections
sont retenues en vertu des articles**

69(1)(g) re: (d), 69(1)(g) re: (e)

**of the Access to Information Act
de la Loi sur l'accès à l'information**

Pages 1069 to / à 1076
are duplicates
sont des duplicatas

Page 1077

**is withheld pursuant to sections
est retenue en vertu des articles**

69(1)(g) re: (d), 69(1)(g) re: (e)

**of the Access to Information Act
de la Loi sur l'accès à l'information**

Total cost																																																																																																																																																																																																																																																																																																																																																																																																																																																																																																																																																																																																																																																																																																																																																																																																																																																																																																																																																																																																																																																																																																																																																																																																																																																																																																																																																																																																																							
------------	--	--	--	--	--	--	--	--	--	--	--	--	--	--	--	--	--	--	--	--	--	--	--	--	--	--	--	--	--	--	--	--	--	--	--	--	--	--	--	--	--	--	--	--	--	--	--	--	--	--	--	--	--	--	--	--	--	--	--	--	--	--	--	--	--	--	--	--	--	--	--	--	--	--	--	--	--	--	--	--	--	--	--	--	--	--	--	--	--	--	--	--	--	--	--	--	--	--	--	--	--	--	--	--	--	--	--	--	--	--	--	--	--	--	--	--	--	--	--	--	--	--	--	--	--	--	--	--	--	--	--	--	--	--	--	--	--	--	--	--	--	--	--	--	--	--	--	--	--	--	--	--	--	--	--	--	--	--	--	--	--	--	--	--	--	--	--	--	--	--	--	--	--	--	--	--	--	--	--	--	--	--	--	--	--	--	--	--	--	--	--	--	--	--	--	--	--	--	--	--	--	--	--	--	--	--	--	--	--	--	--	--	--	--	--	--	--	--	--	--	--	--	--	--	--	--	--	--	--	--	--	--	--	--	--	--	--	--	--	--	--	--	--	--	--	--	--	--	--	--	--	--	--	--	--	--	--	--	--	--	--	--	--	--	--	--	--	--	--	--	--	--	--	--	--	--	--	--	--	--	--	--	--	--	--	--	--	--	--	--	--	--	--	--	--	--	--	--	--	--	--	--	--	--	--	--	--	--	--	--	--	--	--	--	--	--	--	--	--	--	--	--	--	--	--	--	--	--	--	--	--	--	--	--	--	--	--	--	--	--	--	--	--	--	--	--	--	--	--	--	--	--	--	--	--	--	--	--	--	--	--	--	--	--	--	--	--	--	--	--	--	--	--	--	--	--	--	--	--	--	--	--	--	--	--	--	--	--	--	--	--	--	--	--	--	--	--	--	--	--	--	--	--	--	--	--	--	--	--	--	--	--	--	--	--	--	--	--	--	--	--	--	--	--	--	--	--	--	--	--	--	--	--	--	--	--	--	--	--	--	--	--	--	--	--	--	--	--	--	--	--	--	--	--	--	--	--	--	--	--	--	--	--	--	--	--	--	--	--	--	--	--	--	--	--	--	--	--	--	--	--	--	--	--	--	--	--	--	--	--	--	--	--	--	--	--	--	--	--	--	--	--	--	--	--	--	--	--	--	--	--	--	--	--	--	--	--	--	--	--	--	--	--	--	--	--	--	--	--	--	--	--	--	--	--	--	--	--	--	--	--	--	--	--	--	--	--	--	--	--	--	--	--	--	--	--	--	--	--	--	--	--	--	--	--	--	--	--	--	--	--	--	--	--	--	--	--	--	--	--	--	--	--	--	--	--	--	--	--	--	--	--	--	--	--	--	--	--	--	--	--	--	--	--	--	--	--	--	--	--	--	--	--	--	--	--	--	--	--	--	--	--	--	--	--	--	--	--	--	--	--	--	--	--	--	--	--	--	--	--	--	--	--	--	--	--	--	--	--	--	--	--	--	--	--	--	--	--	--	--	--	--	--	--	--	--	--	--	--	--	--	--	--	--	--	--	--	--	--	--	--	--	--	--	--	--	--	--	--	--	--	--	--	--	--	--	--	--	--	--	--	--	--	--	--	--	--	--	--	--	--	--	--	--	--	--	--	--	--	--	--	--	--	--	--	--	--	--	--	--	--	--	--	--	--	--	--	--	--	--	--	--	--	--	--	--	--	--	--	--	--	--	--	--	--	--	--	--	--	--	--	--	--	--	--	--	--	--	--	--	--	--	--	--	--	--	--	--	--	--	--	--	--	--	--	--	--	--	--	--	--	--	--	--	--	--	--	--	--	--	--	--	--	--	--	--	--	--	--	--	--	--	--	--	--	--	--	--	--	--	--	--	--	--	--	--	--	--	--	--	--	--	--	--	--	--	--	--	--	--	--	--	--	--	--	--	--	--	--	--	--	--	--	--	--	--	--	--	--	--	--	--	--	--	--	--	--	--	--	--	--	--	--	--	--	--	--	--	--	--	--	--	--	--	--	--	--	--	--	--	--	--	--	--	--	--	--	--	--	--	--	--	--	--	--	--	--	--	--	--	--	--	--	--	--	--	--	--	--	--	--	--	--	--	--	--	--	--	--	--	--	--	--	--	--	--	--	--	--	--	--	--	--	--	--	--	--	--	--	--	--	--	--	--	--	--	--	--	--	--	--	--	--	--	--	--	--	--	--	--	--	--	--	--	--	--	--	--	--	--	--	--	--	--	--	--	--	--	--	--	--	--	--	--	--	--	--	--	--	--	--	--	--	--	--	--	--	--	--	--	--	--	--	--	--	--	--	--	--	--	--	--	--	--	--	--	--	--	--	--	--	--	--	--	--	--	--	--	--	--	--	--	--	--	--	--	--	--	--	--	--	--	--	--	--	--	--	--	--	--	--	--	--	--	--	--	--	--	--	--	--	--	--	--	--	--	--	--	--	--	--	--	--	--	--	--	--	--	--	--	--	--	--	--	--	--	--	--	--	--	--	--	--	--	--	--	--	--	--	--	--	--	--	--	--	--	--	--	--	--	--	--	--	--	--	--	--	--	--	--	--	--	--	--	--	--	--	--	--	--	--	--	--	--	--	--	--	--	--	--	--	--	--	--	--	--	--	--	--	--	--	--	--	--	--	--	--	--	--	--	--	--	--	--	--	--	--	--	--	--	--	--	--	--	--	--	--	--	--	--	--	--	--	--	--	--	--	--	--	--	--	--	--	--	--	--	--	--	--	--	--	--	--	--	--	--	--	--	--	--	--	--	--	--	--	--	--	--	--	--	--	--	--	--	--	--	--	--	--	--	--	--	--	--	--	--	--	--	--	--	--	--	--	--	--	--	--	--	--	--	--	--	--	--	--	--	--	--	--	--	--	--	--	--	--	--	--	--	--	--	--	--	--	--	--	--	--	--	--	--	--	--	--	--	--	--	--	--	--	--	--	--	--	--	--	--	--	--	--	--	--	--	--	--	--	--	--	--	--	--	--	--	--	--	--	--	--	--	--	--	--	--	--	--	--	--	--	--	--	--	--	--	--	--	--	--	--	--	--	--	--	--	--	--	--	--	--	--	--	--	--	--	--	--	--	--	--

ON	-	186.3	186.3	186.3	186.3	186.3	ON	-	7.3	7.3	7.3	7.3	7.3
MB	-	15.4	15.4	15.4	15.4	15.4	MB	-	0.8	0.8	0.8	0.8	0.8
SK	-	12.6	12.6	12.6	12.6	12.6	SK	-	0.6	0.6	0.6	0.6	0.6
AB	-	64.1	64.1	64.1	64.1	64.1	AB	-	0.9	0.9	0.9	0.9	0.9
BC	-	64.1	64.1	64.1	64.1	64.1	BC	-	2.3	2.3	2.3	2.3	2.3
NWT	-	0.9	0.9	0.9	0.9	0.9	NWT	-	0.0	0.0	0.0	0.0	0.0
YK	-	0.5	0.5	0.5	0.5	0.5	YK	-	0.0	0.0	0.0	0.0	0.0
NU	-	0.5	0.5	0.5	0.5	0.5	NU	-	0.0	0.0	0.0	0.0	0.0
OTH	-	0.5	0.5	0.5	0.5	0.5	OTH	-	0.0	0.0	0.0	0.0	0.0
Total	-	467.66	467.66	467.66	467.66	467.66		-	17.10	17.10	17.10	17.10	17.10

<u>Total fiscal cost</u>	2020	2021	2022	2023	2024	2025
Calendar year	-	64.56	64.56	64.56	64.56	64.56

	19-20	20-21	21-22	22-23	23-24	24-25
Fiscal year	0	16.14	64.56	64.56	64.56	64.56

s.69(1)(g) re: (d)
s.69(1)(g) re: (e)

**Pages 1080 to / à 1085
are withheld pursuant to sections
sont retenues en vertu des articles**

69(1)(g) re: (d), 69(1)(g) re: (e)

**of the Access to Information Act
de la Loi sur l'accès à l'information**

s.69(1)(g) re: (d)
s.69(1)(g) re: (e)

Drop revenue

Business characteristics	Revenue increased 10% or more	Revenue increased 1% to less than 10%	No change in revenue	Revenue decreased 1% to less than 10%	Revenue decreased 10% to less than 20%	Revenue decreased 20% to less than 30%	Revenue decreased 30% to less than 40%	Revenue decreased 40% to less than 50%	Revenue decreased 50% or more	Not applicable <u>2</u>
	Percent									
North American Industry Classification System (NAICS), all industries	5.8	4.7	14.3	6.9	11	11	10.2	6.1	26.2	3.9
Agriculture, forestry, fishing and hunting [11]	3.7	3.8	34.5	8.6	10.8	8.2	6	3.8	13.3	7.5
Mining, quarrying, and oil and gas extraction [21]	6.1	3.5	17.7	3.5	9.1	10.1	10.1	8.1	28.3	3.5
Utilities [22]	2.2	6.7	31.5	20.2	5.6	7.9	7.9	3.4	13.5	1.1
Construction [23]	8.8	4.6	15.6	5.2	9.1	9.3	10.9	6.7	25.4	4.4
Manufacturing [31-33]	11.8	7.2	10.8	9.4	11.1	12.8	11.5	7.3	15.8	2.4
Wholesale trade [41]	11.3	6.8	11.3	9.2	13.4	11.6	11.3	5.1	17.5	2.4
Retail trade [44-45]	7.2	5.8	5.6	7.2	11.1	12.6	13.5	7.1	27.1	2.9
Transportation and warehousing [48-49]	7.3	5.5	9.7	8.4	11.7	15.1	10.4	6.3	24	1.6
Information and cultural industries [51]	9.6	1.9	21	8.3	9.6	12.1	10.2	6.4	15.9	5.1
Finance and insurance [52]	5.4	10.2	18.7	12.4	17	13.9	8	3.9	7.8	2.7
Real estate and rental and leasing [53]	4.1	3.4	19.6	11.3	12.4	10.1	10.1	6.5	19.8	2.7
Professional, scientific and technical services [54]	7.2	5.5	19.4	6.3	12.8	10.9	9.7	5.4	20.6	2.2
Management of companies and enterprises [55]	4.1	4.1	16.3	8.1	6.5	8.9	15.4	8.1	24.4	4.1
Administrative and support, waste management and remediation services [56]	9.1	3.6	18.2	12.7	10.9	9.1	7.3	14.5	7.3	7.3
Educational services [61]	3.3	3.6	16.9	7.7	8.3	8.6	6.5	5	35.5	4.7
Health care and social assistance [62]	2.6	4.7	11.9	7.2	10.8	11.1	9.6	4.7	33.9	3.6
Arts, entertainment and recreation [71]	3.4	2.3	7.2	4.7	11	8.7	11.6	6.5	39.9	4.8
Accommodation and food services [72]	1	2.2	4.6	3.8	10.8	12.2	11	7.3	42.1	4.9
Other services (except public administration) [81]	5.1	4.4	13	5	10	11.5	9.7	6.5	30.5	4.4
Public administration [91]	0	0	25	14.3	17.9	10.7	7.1	3.6	14.3	7.1

s.18(d)
s.21(1)(b)

Increased in
revenue

Drop revenue

Increased
in revenue

s.18(d)
s.21(1)(b)

s.69(1)(g) re: (d)
s.69(1)(g) re: (e)

Drop revenue

Business characteristics	Revenue increased 10% or more	Revenue increased 1% to less than 10%	No change in revenue	Revenue decreased 1% to less than 10%	Revenue decreased 10% to less than 20%	Revenue decreased 20% to less than 30%	Revenue decreased 30% to less than 40%	Revenue decreased 40% to less than 50%	Revenue decreased 50% or more	Not applicable <u>2</u>
	Percent									
North American Industry Classification System (NAICS), all industries	5.8	4.7	14.3	6.9	11	11	10.2	6.1	26.2	3.9
Agriculture, forestry, fishing and hunting [11]	3.7	3.8	34.5	8.6	10.8	8.2	6	3.8	13.3	7.5
Mining, quarrying, and oil and gas extraction [21]	6.1	3.5	17.7	3.5	9.1	10.1	10.1	8.1	28.3	3.5
Utilities [22]	2.2	6.7	31.5	20.2	5.6	7.9	7.9	3.4	13.5	1.1
Construction [23]	8.8	4.6	15.6	5.2	9.1	9.3	10.9	6.7	25.4	4.4
Manufacturing [31-33]	11.8	7.2	10.8	9.4	11.1	12.8	11.5	7.3	15.8	2.4
Wholesale trade [41]	11.3	6.8	11.3	9.2	13.4	11.6	11.3	5.1	17.5	2.4
Retail trade [44-45]	7.2	5.8	5.6	7.2	11.1	12.6	13.5	7.1	27.1	2.9
Transportation and warehousing [48-49]	7.3	5.5	9.7	8.4	11.7	15.1	10.4	6.3	24	1.6
Information and cultural industries [51]	9.6	1.9	21	8.3	9.6	12.1	10.2	6.4	15.9	5.1
Finance and insurance [52]	5.4	10.2	18.7	12.4	17	13.9	8	3.9	7.8	2.7
Real estate and rental and leasing [53]	4.1	3.4	19.6	11.3	12.4	10.1	10.1	6.5	19.8	2.7
Professional, scientific and technical services [54]	7.2	5.5	19.4	6.3	12.8	10.9	9.7	5.4	20.6	2.2
Management of companies and enterprises [55]	4.1	4.1	16.3	8.1	6.5	8.9	15.4	8.1	24.4	4.1
Administrative and support, waste management and remediation services [56]	9.1	3.6	18.2	12.7	10.9	9.1	7.3	14.5	7.3	7.3
Educational services [61]	3.3	3.6	16.9	7.7	8.3	8.6	6.5	5	35.5	4.7
Health care and social assistance [62]	2.6	4.7	11.9	7.2	10.8	11.1	9.6	4.7	33.9	3.6
Arts, entertainment and recreation [71]	3.4	2.3	7.2	4.7	11	8.7	11.6	6.5	39.9	4.8
Accommodation and food services [72]	1	2.2	4.6	3.8	10.8	12.2	11	7.3	42.1	4.9
Other services (except public administration) [81]	5.1	4.4	13	5	10	11.5	9.7	6.5	30.5	4.4
Public administration [91]	0	0	25	14.3	17.9	10.7	7.1	3.6	14.3	7.1

s.69(1)(g) re: (d)
s.69(1)(g) re: (e)

s.18(d)
s.21(1)(b)

Increased in
revenue

Drop revenue

Increased
in revenue

s.69(1)(g) re: (d)
s.69(1)(g) re: (e)

s.18(d)
s.21(1)(b)

Drop revenue

Business characteristics	Revenue increased 10% or more	Revenue increased 1% to less than 10%	No change in revenue	Revenue decreased 1% to less than 10%	Revenue decreased 10% to less than 20%	Revenue decreased 20% to less than 30%	Revenue decreased 30% to less than 40%	Revenue decreased 40% to less than 50%	Revenue decreased 50% or more	<u>Not applicable</u> 2
	Percent									
North American Industry Classification System (NAICS), all industries	5.8	4.7	14.3	6.9	11	11	10.2	6.1	26.2	3.9
Agriculture, forestry, fishing and hunting [11]	3.7	3.8	34.5	8.6	10.8	8.2	6	3.8	13.3	7.5
Mining, quarrying, and oil and gas extraction [21]	6.1	3.5	17.7	3.5	9.1	10.1	10.1	8.1	28.3	3.5
Utilities [22]	2.2	6.7	31.5	20.2	5.6	7.9	7.9	3.4	13.5	1.1
Construction [23]	8.8	4.6	15.6	5.2	9.1	9.3	10.9	6.7	25.4	4.4
Manufacturing [31-33]	11.8	7.2	10.8	9.4	11.1	12.8	11.5	7.3	15.8	2.4
Wholesale trade [41]	11.3	6.8	11.3	9.2	13.4	11.6	11.3	5.1	17.5	2.4
Retail trade [44-45]	7.2	5.8	5.6	7.2	11.1	12.6	13.5	7.1	27.1	2.9
Transportation and warehousing [48-49]	7.3	5.5	9.7	8.4	11.7	15.1	10.4	6.3	24	1.6
Information and cultural industries [51]	9.6	1.9	21	8.3	9.6	12.1	10.2	6.4	15.9	5.1
Finance and insurance [52]	5.4	10.2	18.7	12.4	17	13.9	8	3.9	7.8	2.7
Real estate and rental and leasing [53]	4.1	3.4	19.6	11.3	12.4	10.1	10.1	6.5	19.8	2.7
Professional, scientific and technical services [54]	7.2	5.5	19.4	6.3	12.8	10.9	9.7	5.4	20.6	2.2
Management of companies and enterprises [55]	4.1	4.1	16.3	8.1	6.5	8.9	15.4	8.1	24.4	4.1
Administrative and support, waste management and remediation services [56]	9.1	3.6	18.2	12.7	10.9	9.1	7.3	14.5	7.3	7.3
Educational services [61]	3.3	3.6	16.9	7.7	8.3	8.6	6.5	5	35.5	4.7
Health care and social assistance [62]	2.6	4.7	11.9	7.2	10.8	11.1	9.6	4.7	33.9	3.6
Arts, entertainment and recreation [71]	3.4	2.3	7.2	4.7	11	8.7	11.6	6.5	39.9	4.8
Accommodation and food services [72]	1	2.2	4.6	3.8	10.8	12.2	11	7.3	42.1	4.9
Other services (except public administration) [81]	5.1	4.4	13	5	10	11.5	9.7	6.5	30.5	4.4
Public administration [91]	0	0	25	14.3	17.9	10.7	7.1	3.6	14.3	7.1

s.69(1)(g) re: (d)

s.69(1)(g) re: (e)

s.18(d)

s.21(1)(b)

Increased in revenue

Drop revenue

Increased in revenue

s.69(1)(g) re: (d)

s.69(1)(g) re: (e)

s.18(d)

s.21(1)(b)

Business characteristics	Revenue increased 10% or more	Revenue increased 1% to less than 10%	No change in revenue	Revenue decreased 1% to less than 10%	Revenue decreased 10% to less than 20%	Revenue decreased 20% to less than 30%	Revenue decreased 30% to less than 40%	Revenue decreased 40% to less than 50%	Revenue decreased 50% or more	Not applicable <u>2</u>
	Percent									
North American Industry Classification System (NAICS), all industries	5.8	4.7	14.3	6.9	11	11	10.2	6.1	26.2	3.9
Agriculture, forestry, fishing and hunting [11]	3.7	3.8	34.5	8.6	10.8	8.2	6	3.8	13.3	7.5
Mining, quarrying, and oil and gas extraction [21]	6.1	3.5	17.7	3.5	9.1	10.1	10.1	8.1	28.3	3.5
Utilities [22]	2.2	6.7	31.5	20.2	5.6	7.9	7.9	3.4	13.5	1.1
Construction [23]	8.8	4.6	15.6	5.2	9.1	9.3	10.9	6.7	25.4	4.4
Manufacturing [31-33]	11.8	7.2	10.8	9.4	11.1	12.8	11.5	7.3	15.8	2.4
Wholesale trade [41]	11.3	6.8	11.3	9.2	13.4	11.6	11.3	5.1	17.5	2.4
Retail trade [44-45]	7.2	5.8	5.6	7.2	11.1	12.6	13.5	7.1	27.1	2.9
Transportation and warehousing [48-49]	7.3	5.5	9.7	8.4	11.7	15.1	10.4	6.3	24	1.6
Information and cultural industries [51]	9.6	1.9	21	8.3	9.6	12.1	10.2	6.4	15.9	5.1
Finance and insurance [52]	5.4	10.2	18.7	12.4	17	13.9	8	3.9	7.8	2.7
Real estate and rental and leasing [53]	4.1	3.4	19.6	11.3	12.4	10.1	10.1	6.5	19.8	2.7
Professional, scientific and technical services [54]	7.2	5.5	19.4	6.3	12.8	10.9	9.7	5.4	20.6	2.2
Management of companies and enterprises [55]	4.1	4.1	16.3	8.1	6.5	8.9	15.4	8.1	24.4	4.1
Administrative and support, waste management and remediation services [56]	9.1	3.6	18.2	12.7	10.9	9.1	7.3	14.5	7.3	7.3
Educational services [61]	3.3	3.6	16.9	7.7	8.3	8.6	6.5	5	35.5	4.7
Health care and social assistance [62]	2.6	4.7	11.9	7.2	10.8	11.1	9.6	4.7	33.9	3.6
Arts, entertainment and recreation [71]	3.4	2.3	7.2	4.7	11	8.7	11.6	6.5	39.9	4.8
Accommodation and food services [72]	1	2.2	4.6	3.8	10.8	12.2	11	7.3	42.1	4.9
Other services (except public administration) [81]	5.1	4.4	13	5	10	11.5	9.7	6.5	30.5	4.4
Public administration [91]	0	0	25	14.3	17.9	10.7	7.1	3.6	14.3	7.1

Drop revenue

s.69(1)(g) re: (d)
s.69(1)(g) re: (e)

s.18(d)
s.21(1)(b)

Increased in
revenue



Drop revenue

Increased
in
revenue

s.69(1)(g) re: (d)
s.69(1)(g) re: (e)

s.18(d)
s.21(1)(b)

s.18(d)

s.21(1)(b)

Increased in
revenue

Drop revenue

Increased
in revenue



s.69(1)(g) re: (d)
s.69(1)(g) re: (e)

s.18(d)
s.21(1)(b)

	Per cent of firms with more than a 30 per cent drop in revenue (qualify for CEWS)	Per cent of firms with a 30-50 per cent drop in revenue	Per cent of firms with a larger than 50 per cent drop in revenue
All industries	43%	16%	26%
Agriculture, forestry, fishing and hunting	23%	10%	13%
Mining, quarrying, and oil and gas extraction	47%	18%	28%
Utilities	25%	11%	14%
Construction	43%	18%	25%
Manufacturing	35%	19%	16%
Wholesale trade	34%	16%	18%
Retail trade	48%	21%	27%
Transportation and warehousing	41%	17%	24%
Information and cultural industries	33%	17%	16%
Finance and insurance	20%	12%	8%
Real estate and rental and leasing	36%	17%	20%
Professional, scientific and technical services	36%	15%	21%
Management of companies and enterprises	48%	24%	24%
Administrative and support, waste management and remediation services	29%	22%	7%
Educational services	47%	12%	36%
Health care and social assistance	48%	14%	34%
Arts, entertainment and recreation	58%	18%	40%
Accommodation and food services	60%	18%	42%
Other services (except public administration)	47%	16%	31%
Public administration	25%	11%	14%

												Drop revenue	Increased in revenue
Business characteristics	Revenue increased 10% or more	Revenue increased 1% to less than 10%	No change in revenue	Revenue decreased 1% to less than 10%	Revenue decreased 10% to less than 20%	Revenue decreased 20% to less than 30%	Revenue decreased 30% to less than 40%	Revenue decreased 40% to less than 50%	Revenue decreased 50% or more	Not applicable	2		
												Percent	
North American Industry Classification System (NAICS), all industries	5.8	4.7	14.3	6.9	11	11	10.2	6.1	26.2		3.9		
Agriculture, forestry, fishing and hunting [11]	3.7	3.8	34.5	8.6	10.8	8.2	6	3.8	13.3		7.5		
Mining, quarrying, and oil and gas extraction [21]	6.1	3.5	17.7	3.5	9.1	10.1	10.1	8.1	28.3		3.5		
Utilities [22]	2.2	6.7	31.5	20.2	5.6	7.9	7.9	3.4	13.5		1.1		
Construction [23]	8.8	4.6	15.6	5.2	9.1	9.3	10.9	6.7	25.4		4.4		
Manufacturing [31-33]	11.8	7.2	10.8	9.4	11.1	12.8	11.5	7.3	15.8		2.4		
Wholesale trade [41]	11.3	6.8	11.3	9.2	13.4	11.6	11.3	5.1	17.5		2.4		
Retail trade [44-45]	7.2	5.8	5.6	7.2	11.1	12.6	13.5	7.1	27.1		2.9		
Transportation and warehousing [48-49]	7.3	5.5	9.7	8.4	11.7	15.1	10.4	6.3	24		1.6		
Information and cultural industries [51]	9.6	1.9	21	8.3	9.6	12.1	10.2	6.4	15.9		5.1		
Finance and insurance [52]	5.4	10.2	18.7	12.4	17	13.9	8	3.9	7.8		2.7		
Real estate and rental and leasing [53]	4.1	3.4	19.6	11.3	12.4	10.1	10.1	6.5	19.8		2.7		
Professional, scientific and technical services [54]	7.2	5.5	19.4	6.3	12.8	10.9	9.7	5.4	20.6		2.2		
Management of companies and enterprises [55]	4.1	4.1	16.3	8.1	6.5	8.9	15.4	8.1	24.4		4.1		
Administrative and support, waste management and remediation services [56]	9.1	3.6	18.2	12.7	10.9	9.1	7.3	14.5	7.3		7.3		
Educational services [61]	3.3	3.6	16.9	7.7	8.3	8.6	6.5	5	35.5		4.7		
Health care and social assistance [62]	2.6	4.7	11.9	7.2	10.8	11.1	9.6	4.7	33.9		3.6		
Arts, entertainment and recreation [71]	3.4	2.3	7.2	4.7	11	8.7	11.6	6.5	39.9		4.8		
Accommodation and food services [72]	1	2.2	4.6	3.8	10.8	12.2	11	7.3	42.1		4.9		
Other services (except public administration) [81]	5.1	4.4	13	5	10	11.5	9.7	6.5	30.5		4.4		
Public administration [91]	0	0	25	14.3	17.9	10.7	7.1	3.6	14.3		7.1		
												s.18(d) s.21(1)(b)	s.69(1)(g) re: (d) s.69(1)(g) re: (e)

s.69(1)(g) re: (d)
s.69(1)(g) re: (e)

Drop revenue

Business characteristics	Revenue increased 10% or more	Revenue increased 1% to less than 10%	No change in revenue	Revenue decreased 1% to less than 10%	Revenue decreased 10% to less than 20%	Revenue decreased 20% to less than 30%	Revenue decreased 30% to less than 40%	Revenue decreased 40% to less than 50%	Revenue decreased 50% or more	Not applicable <u>2</u>
	Percent									
North American Industry Classification System (NAICS), all industries	5.8	4.7	14.3	6.9	11	11	10.2	6.1	26.2	3.9
Agriculture, forestry, fishing and hunting [11]	3.7	3.8	34.5	8.6	10.8	8.2	6	3.8	13.3	7.5
Mining, quarrying, and oil and gas extraction [21]	6.1	3.5	17.7	3.5	9.1	10.1	10.1	8.1	28.3	3.5
Utilities [22]	2.2	6.7	31.5	20.2	5.6	7.9	7.9	3.4	13.5	1.1
Construction [23]	8.8	4.6	15.6	5.2	9.1	9.3	10.9	6.7	25.4	4.4
Manufacturing [31-33]	11.8	7.2	10.8	9.4	11.1	12.8	11.5	7.3	15.8	2.4
Wholesale trade [41]	11.3	6.8	11.3	9.2	13.4	11.6	11.3	5.1	17.5	2.4
Retail trade [44-45]	7.2	5.8	5.6	7.2	11.1	12.6	13.5	7.1	27.1	2.9
Transportation and warehousing [48-49]	7.3	5.5	9.7	8.4	11.7	15.1	10.4	6.3	24	1.6
Information and cultural industries [51]	9.6	1.9	21	8.3	9.6	12.1	10.2	6.4	15.9	5.1
Finance and insurance [52]	5.4	10.2	18.7	12.4	17	13.9	8	3.9	7.8	2.7
Real estate and rental and leasing [53]	4.1	3.4	19.6	11.3	12.4	10.1	10.1	6.5	19.8	2.7
Professional, scientific and technical services [54]	7.2	5.5	19.4	6.3	12.8	10.9	9.7	5.4	20.6	2.2
Management of companies and enterprises [55]	4.1	4.1	16.3	8.1	6.5	8.9	15.4	8.1	24.4	4.1
Administrative and support, waste management and remediation services [56]	9.1	3.6	18.2	12.7	10.9	9.1	7.3	14.5	7.3	7.3
Educational services [61]	3.3	3.6	16.9	7.7	8.3	8.6	6.5	5	35.5	4.7
Health care and social assistance [62]	2.6	4.7	11.9	7.2	10.8	11.1	9.6	4.7	33.9	3.6
Arts, entertainment and recreation [71]	3.4	2.3	7.2	4.7	11	8.7	11.6	6.5	39.9	4.8
Accommodation and food services [72]	1	2.2	4.6	3.8	10.8	12.2	11	7.3	42.1	4.9
Other services (except public administration) [81]	5.1	4.4	13	5	10	11.5	9.7	6.5	30.5	4.4
Public administration [91]	0	0	25	14.3	17.9	10.7	7.1	3.6	14.3	7.1

s.69(1)(g) re: (d)
s.69(1)(g) re: (e)

s.18(d)
s.21(1)(b)

Increased in
revenue

Drop revenue

Increased
in revenue

1

000000

s.69(1)(g) re: (d)
s.69(1)(g) re: (e)

s.18(d)
s.21(1)(b)

Business characteristics	Revenue increased 10% or more	Revenue increased 1% to less than 10%	No change in revenue	Revenue decreased 1% to less than 10%	Revenue decreased 10% to less than 20%	Revenue decreased 20% to less than 30%	Revenue decreased 30% to less than 40%	Revenue decreased 40% to less than 50%	Revenue decreased 50% or more	Not applicable <u>2</u>
	Percent									
North American Industry Classification System (NAICS), all industries	5.8	4.7	14.3	6.9	11	11	10.2	6.1	26.2	3.9
Agriculture, forestry, fishing and hunting [11]	3.7	3.8	34.5	8.6	10.8	8.2	6	3.8	13.3	7.5
Mining, quarrying, and oil and gas extraction [21]	6.1	3.5	17.7	3.5	9.1	10.1	10.1	8.1	28.3	3.5
Utilities [22]	2.2	6.7	31.5	20.2	5.6	7.9	7.9	3.4	13.5	1.1
Construction [23]	8.8	4.6	15.6	5.2	9.1	9.3	10.9	6.7	25.4	4.4
Manufacturing [31-33]	11.8	7.2	10.8	9.4	11.1	12.8	11.5	7.3	15.8	2.4
Wholesale trade [41]	11.3	6.8	11.3	9.2	13.4	11.6	11.3	5.1	17.5	2.4
Retail trade [44-45]	7.2	5.8	5.6	7.2	11.1	12.6	13.5	7.1	27.1	2.9
Transportation and warehousing [48-49]	7.3	5.5	9.7	8.4	11.7	15.1	10.4	6.3	24	1.6
Information and cultural industries [51]	9.6	1.9	21	8.3	9.6	12.1	10.2	6.4	15.9	5.1
Finance and insurance [52]	5.4	10.2	18.7	12.4	17	13.9	8	3.9	7.8	2.7
Real estate and rental and leasing [53]	4.1	3.4	19.6	11.3	12.4	10.1	10.1	6.5	19.8	2.7
Professional, scientific and technical services [54]	7.2	5.5	19.4	6.3	12.8	10.9	9.7	5.4	20.6	2.2
Management of companies and enterprises [55]	4.1	4.1	16.3	8.1	6.5	8.9	15.4	8.1	24.4	4.1
Administrative and support, waste management and remediation services [56]	9.1	3.6	18.2	12.7	10.9	9.1	7.3	14.5	7.3	7.3
Educational services [61]	3.3	3.6	16.9	7.7	8.3	8.6	6.5	5	35.5	4.7
Health care and social assistance [62]	2.6	4.7	11.9	7.2	10.8	11.1	9.6	4.7	33.9	3.6
Arts, entertainment and recreation [71]	3.4	2.3	7.2	4.7	11	8.7	11.6	6.5	39.9	4.8
Accommodation and food services [72]	1	2.2	4.6	3.8	10.8	12.2	11	7.3	42.1	4.9
Other services (except public administration) [81]	5.1	4.4	13	5	10	11.5	9.7	6.5	30.5	4.4
Public administration [91]	0	0	25	14.3	17.9	10.7	7.1	3.6	14.3	7.1

Drop revenue

s.69(1)(g) re: (d)
s.69(1)(g) re: (e)

s.18(d)
s.21(1)(b)

Increased in
revenue



Drop revenue

Increased
in
revenue

.....

.

s.69(1)(g) re: (d)
s.69(1)(g) re: (e)

s.18(d)
s.21(1)(b)

Drop revenue

Business characteristics	Revenue increased 10% or more	Revenue increased 1% to less than 10%	No change in revenue	Revenue decreased 1% to less than 10%	Revenue decreased 10% to less than 20%	Revenue decreased 20% to less than 30%	Revenue decreased 30% to less than 40%	Revenue decreased 40% to less than 50%	Revenue decreased 50% or more	Not applicable
										2
	Percent									
North American Industry Classification System (NAICS), all industries	5.8	4.7	14.3	6.9	11	11	10.2	6.1	26.2	3.9
Agriculture, forestry, fishing and hunting [11]	3.7	3.8	34.5	8.6	10.8	8.2	6	3.8	13.3	7.5
Mining, quarrying, and oil and gas extraction [21]	6.1	3.5	17.7	3.5	9.1	10.1	10.1	8.1	28.3	3.5
Utilities [22]	2.2	6.7	31.5	20.2	5.6	7.9	7.9	3.4	13.5	1.1
Construction [23]	8.8	4.6	15.6	5.2	9.1	9.3	10.9	6.7	25.4	4.4
Manufacturing [31-33]	11.8	7.2	10.8	9.4	11.1	12.8	11.5	7.3	15.8	2.4
Wholesale trade [41]	11.3	6.8	11.3	9.2	13.4	11.6	11.3	5.1	17.5	2.4
Retail trade [44-45]	7.2	5.8	5.6	7.2	11.1	12.6	13.5	7.1	27.1	2.9
Transportation and warehousing [48-49]	7.3	5.5	9.7	8.4	11.7	15.1	10.4	6.3	24	1.6
Information and cultural industries [51]	9.6	1.9	21	8.3	9.6	12.1	10.2	6.4	15.9	5.1
Finance and insurance [52]	5.4	10.2	18.7	12.4	17	13.9	8	3.9	7.8	2.7
Real estate and rental and leasing [53]	4.1	3.4	19.6	11.3	12.4	10.1	10.1	6.5	19.8	2.7
Professional, scientific and technical services [54]	7.2	5.5	19.4	6.3	12.8	10.9	9.7	5.4	20.6	2.2
Management of companies and enterprises [55]	4.1	4.1	16.3	8.1	6.5	8.9	15.4	8.1	24.4	4.1
Administrative and support, waste management and remediation services [56]	9.1	3.6	18.2	12.7	10.9	9.1	7.3	14.5	7.3	7.3
Educational services [61]	3.3	3.6	16.9	7.7	8.3	8.6	6.5	5	35.5	4.7
Health care and social assistance [62]	2.6	4.7	11.9	7.2	10.8	11.1	9.6	4.7	33.9	3.6
Arts, entertainment and recreation [71]	3.4	2.3	7.2	4.7	11	8.7	11.6	6.5	39.9	4.8
Accommodation and food services [72]	1	2.2	4.6	3.8	10.8	12.2	11	7.3	42.1	4.9
Other services (except public administration) [81]	5.1	4.4	13	5	10	11.5	9.7	6.5	30.5	4.4
Public administration [91]	0	0	25	14.3	17.9	10.7	7.1	3.6	14.3	7.1

s.69(1)(g) re: (d)
s.69(1)(g) re: (e)

s.18(d)
s.21(1)(b)

Increased in
revenue

Drop revenue

Increased
in revenue

s.69(1)(g) re: (d)
s.69(1)(g) re: (e)

s.18(d)
s.21(1)(b)

Drop revenue

Business characteristics	Revenue increased 10% or more	Revenue increased 1% to less than 10%	No change in revenue	Revenue decreased 1% to less than 10%	Revenue decreased 10% to less than 20%	Revenue decreased 20% to less than 30%	Revenue decreased 30% to less than 40%	Revenue decreased 40% to less than 50%	Revenue decreased 50% or more	Not applicable <u>2</u>
	Percent									
North American Industry Classification System (NAICS), all industries	5.8	4.7	14.3	6.9	11	11	10.2	6.1	26.2	3.9
Agriculture, forestry, fishing and hunting [11]	3.7	3.8	34.5	8.6	10.8	8.2	6	3.8	13.3	7.5
Mining, quarrying, and oil and gas extraction [21]	6.1	3.5	17.7	3.5	9.1	10.1	10.1	8.1	28.3	3.5
Utilities [22]	2.2	6.7	31.5	20.2	5.6	7.9	7.9	3.4	13.5	1.1
Construction [23]	8.8	4.6	15.6	5.2	9.1	9.3	10.9	6.7	25.4	4.4
Manufacturing [31-33]	11.8	7.2	10.8	9.4	11.1	12.8	11.5	7.3	15.8	2.4
Wholesale trade [41]	11.3	6.8	11.3	9.2	13.4	11.6	11.3	5.1	17.5	2.4
Retail trade [44-45]	7.2	5.8	5.6	7.2	11.1	12.6	13.5	7.1	27.1	2.9
Transportation and warehousing [48-49]	7.3	5.5	9.7	8.4	11.7	15.1	10.4	6.3	24	1.6
Information and cultural industries [51]	9.6	1.9	21	8.3	9.6	12.1	10.2	6.4	15.9	5.1
Finance and insurance [52]	5.4	10.2	18.7	12.4	17	13.9	8	3.9	7.8	2.7
Real estate and rental and leasing [53]	4.1	3.4	19.6	11.3	12.4	10.1	10.1	6.5	19.8	2.7
Professional, scientific and technical services [54]	7.2	5.5	19.4	6.3	12.8	10.9	9.7	5.4	20.6	2.2
Management of companies and enterprises [55]	4.1	4.1	16.3	8.1	6.5	8.9	15.4	8.1	24.4	4.1
Administrative and support, waste management and remediation services [56]	9.1	3.6	18.2	12.7	10.9	9.1	7.3	14.5	7.3	7.3
Educational services [61]	3.3	3.6	16.9	7.7	8.3	8.6	6.5	5	35.5	4.7
Health care and social assistance [62]	2.6	4.7	11.9	7.2	10.8	11.1	9.6	4.7	33.9	3.6
Arts, entertainment and recreation [71]	3.4	2.3	7.2	4.7	11	8.7	11.6	6.5	39.9	4.8
Accommodation and food services [72]	1	2.2	4.6	3.8	10.8	12.2	11	7.3	42.1	4.9
Other services (except public administration) [81]	5.1	4.4	13	5	10	11.5	9.7	6.5	30.5	4.4
Public administration [91]	0	0	25	14.3	17.9	10.7	7.1	3.6	14.3	7.1

s.69(1)(g) re: (d)
s.69(1)(g) re: (e)

s.18(d)
s.21(1)(b)

Drop revenue

Business characteristics	Revenue increased 10% or more	Revenue increased 1% to less than 10%	No change in revenue	Revenue decreased 1% to less than 10%	Revenue decreased 10% to less than 20%	Revenue decreased 20% to less than 30%	Revenue decreased 30% to less than 40%	Revenue decreased 40% to less than 50%	Revenue decreased 50% or more	<u>Not applicable</u> <u>2</u>
	Percent									
North American Industry Classification System (NAICS), all industries	5.8	4.7	14.3	6.9	11	11	10.2	6.1	26.2	3.9
Agriculture, forestry, fishing and hunting [11]	3.7	3.8	34.5	8.6	10.8	8.2	6	3.8	13.3	7.5
Mining, quarrying, and oil and gas extraction [21]	6.1	3.5	17.7	3.5	9.1	10.1	10.1	8.1	28.3	3.5
Utilities [22]	2.2	6.7	31.5	20.2	5.6	7.9	7.9	3.4	13.5	1.1
Construction [23]	8.8	4.6	15.6	5.2	9.1	9.3	10.9	6.7	25.4	4.4
Manufacturing [31-33]	11.8	7.2	10.8	9.4	11.1	12.8	11.5	7.3	15.8	2.4
Wholesale trade [41]	11.3	6.8	11.3	9.2	13.4	11.6	11.3	5.1	17.5	2.4
Retail trade [44-45]	7.2	5.8	5.6	7.2	11.1	12.6	13.5	7.1	27.1	2.9
Transportation and warehousing [48-49]	7.3	5.5	9.7	8.4	11.7	15.1	10.4	6.3	24	1.6
Information and cultural industries [51]	9.6	1.9	21	8.3	9.6	12.1	10.2	6.4	15.9	5.1
Finance and insurance [52]	5.4	10.2	18.7	12.4	17	13.9	8	3.9	7.8	2.7
Real estate and rental and leasing [53]	4.1	3.4	19.6	11.3	12.4	10.1	10.1	6.5	19.8	2.7
Professional, scientific and technical services [54]	7.2	5.5	19.4	6.3	12.8	10.9	9.7	5.4	20.6	2.2
Management of companies and enterprises [55]	4.1	4.1	16.3	8.1	6.5	8.9	15.4	8.1	24.4	4.1
Administrative and support, waste management and remediation services [56]	9.1	3.6	18.2	12.7	10.9	9.1	7.3	14.5	7.3	7.3
Educational services [61]	3.3	3.6	16.9	7.7	8.3	8.6	6.5	5	35.5	4.7
Health care and social assistance [62]	2.6	4.7	11.9	7.2	10.8	11.1	9.6	4.7	33.9	3.6
Arts, entertainment and recreation [71]	3.4	2.3	7.2	4.7	11	8.7	11.6	6.5	39.9	4.8
Accommodation and food services [72]	1	2.2	4.6	3.8	10.8	12.2	11	7.3	42.1	4.9
Other services (except public administration) [81]	5.1	4.4	13	5	10	11.5	9.7	6.5	30.5	4.4
Public administration [91]	0	0	25	14.3	17.9	10.7	7.1	3.6	14.3	7.1

s.18(d)

s.21(1)(b)

s.69(1)(g) re: (d)

s.69(1)(g) re: (e)

Increased in
revenue

Drop revenue

Increased
in revenue



s.69(1)(g) re: (d)
s.69(1)(g) re: (e)

s.18(d)
s.21(1)(b)

Drop revenue

Business characteristics	Revenue increased 10% or more	Revenue increased 1% to less than 10%	No change in revenue	Revenue decreased 1% to less than 10%	Revenue decreased 10% to less than 20%	Revenue decreased 20% to less than 30%	Revenue decreased 30% to less than 40%	Revenue decreased 40% to less than 50%	Revenue decreased 50% or more	Not applicable 2
	Percent									
North American Industry Classification System (NAICS), all industries	5.8	4.7	14.3	6.9	11	11	10.2	6.1	26.2	3.9
Agriculture, forestry, fishing and hunting [11]	3.7	3.8	34.5	8.6	10.8	8.2	6	3.8	13.3	7.5
Mining, quarrying, and oil and gas extraction [21]	6.1	3.5	17.7	3.5	9.1	10.1	10.1	8.1	28.3	3.5
Utilities [22]	2.2	6.7	31.5	20.2	5.6	7.9	7.9	3.4	13.5	1.1
Construction [23]	8.8	4.6	15.6	5.2	9.1	9.3	10.9	6.7	25.4	4.4
Manufacturing [31-33]	11.8	7.2	10.8	9.4	11.1	12.8	11.5	7.3	15.8	2.4
Wholesale trade [41]	11.3	6.8	11.3	9.2	13.4	11.6	11.3	5.1	17.5	2.4
Retail trade [44-45]	7.2	5.8	5.6	7.2	11.1	12.6	13.5	7.1	27.1	2.9
Transportation and warehousing [48-49]	7.3	5.5	9.7	8.4	11.7	15.1	10.4	6.3	24	1.6
Information and cultural industries [51]	9.6	1.9	21	8.3	9.6	12.1	10.2	6.4	15.9	5.1
Finance and insurance [52]	5.4	10.2	18.7	12.4	17	13.9	8	3.9	7.8	2.7
Real estate and rental and leasing [53]	4.1	3.4	19.6	11.3	12.4	10.1	10.1	6.5	19.8	2.7
Professional, scientific and technical services [54]	7.2	5.5	19.4	6.3	12.8	10.9	9.7	5.4	20.6	2.2
Management of companies and enterprises [55]	4.1	4.1	16.3	8.1	6.5	8.9	15.4	8.1	24.4	4.1
Administrative and support, waste management and remediation services [56]	9.1	3.6	18.2	12.7	10.9	9.1	7.3	14.5	7.3	7.3
Educational services [61]	3.3	3.6	16.9	7.7	8.3	8.6	6.5	5	35.5	4.7
Health care and social assistance [62]	2.6	4.7	11.9	7.2	10.8	11.1	9.6	4.7	33.9	3.6
Arts, entertainment and recreation [71]	3.4	2.3	7.2	4.7	11	8.7	11.6	6.5	39.9	4.8
Accommodation and food services [72]	1	2.2	4.6	3.8	10.8	12.2	11	7.3	42.1	4.9
Other services (except public administration) [81]	5.1	4.4	13	5	10	11.5	9.7	6.5	30.5	4.4
Public administration [91]	0	0	25	14.3	17.9	10.7	7.1	3.6	14.3	7.1

s.69(1)(g) re: (d)
s.69(1)(g) re: (e)

s.18(d)
s.21(1)(b)

Increased in
revenue

Drop revenue

Increased
in revenue

0000

0000



s.69(1)(g) re: (d)
s.69(1)(g) re: (e)

s.18(d)
s.21(1)(b)

	Per cent of firms with more than a 30 per cent drop in revenue (qualify for CEWS)	Per cent of firms with a 30-50 per cent drop in revenue	Per cent of firms with a larger than 50 per cent drop in revenue
All industries	43%	16%	26%
Agriculture, forestry, fishing and hunting	23%	10%	13%
Mining, quarrying, and oil and gas extraction	47%	18%	28%
Utilities	25%	11%	14%
Construction	43%	18%	25%
Manufacturing	35%	19%	16%
Wholesale trade	34%	16%	18%
Retail trade	48%	21%	27%
Transportation and warehousing	41%	17%	24%
Information and cultural industries	33%	17%	16%
Finance and insurance	20%	12%	8%
Real estate and rental and leasing	36%	17%	20%
Professional, scientific and technical services	36%	15%	21%
Management of companies and enterprises	48%	24%	24%
Administrative and support, waste management and remediation services	29%	22%	7%
Educational services	47%	12%	36%
Health care and social assistance	48%	14%	34%
Arts, entertainment and recreation	58%	18%	40%
Accommodation and food services	60%	18%	42%
Other services (except public administration)	47%	16%	31%
Public administration	25%	11%	14%

https://www.ic.gc.ca/eic/site/061.nsf/eng/h_03090.html

s.69(1)(g) re: (d)

s.69(1)(g) re: (e)

Drop revenue

Business characteristics	Revenue increased 10% or more	Revenue increased 1% to less than 10%	No change in revenue	Revenue decreased 1% to less than 10%	Revenue decreased 10% to less than 20%	Revenue decreased 20% to less than 30%	Revenue decreased 30% to less than 40%	Revenue decreased 40% to less than 50%	Revenue decreased 50% or more	Not applicable <u>2</u>
	Percent									
North American Industry Classification System (NAICS), all industries	5.8	4.7	14.3	6.9	11	11	10.2	6.1	26.2	3.9
Agriculture, forestry, fishing and hunting [11]	3.7	3.8	34.5	8.6	10.8	8.2	6	3.8	13.3	7.5
Mining, quarrying, and oil and gas extraction [21]	6.1	3.5	17.7	3.5	9.1	10.1	10.1	8.1	28.3	3.5
Utilities [22]	2.2	6.7	31.5	20.2	5.6	7.9	7.9	3.4	13.5	1.1
Construction [23]	8.8	4.6	15.6	5.2	9.1	9.3	10.9	6.7	25.4	4.4
Manufacturing [31-33]	11.8	7.2	10.8	9.4	11.1	12.8	11.5	7.3	15.8	2.4
Wholesale trade [41]	11.3	6.8	11.3	9.2	13.4	11.6	11.3	5.1	17.5	2.4
Retail trade [44-45]	7.2	5.8	5.6	7.2	11.1	12.6	13.5	7.1	27.1	2.9
Transportation and warehousing [48-49]	7.3	5.5	9.7	8.4	11.7	15.1	10.4	6.3	24	1.6
Information and cultural industries [51]	9.6	1.9	21	8.3	9.6	12.1	10.2	6.4	15.9	5.1
Finance and insurance [52]	5.4	10.2	18.7	12.4	17	13.9	8	3.9	7.8	2.7
Real estate and rental and leasing [53]	4.1	3.4	19.6	11.3	12.4	10.1	10.1	6.5	19.8	2.7
Professional, scientific and technical services [54]	7.2	5.5	19.4	6.3	12.8	10.9	9.7	5.4	20.6	2.2
Management of companies and enterprises [55]	4.1	4.1	16.3	8.1	6.5	8.9	15.4	8.1	24.4	4.1
Administrative and support, waste management and remediation services [56]	9.1	3.6	18.2	12.7	10.9	9.1	7.3	14.5	7.3	7.3
Educational services [61]	3.3	3.6	16.9	7.7	8.3	8.6	6.5	5	35.5	4.7
Health care and social assistance [62]	2.6	4.7	11.9	7.2	10.8	11.1	9.6	4.7	33.9	3.6
Arts, entertainment and recreation [71]	3.4	2.3	7.2	4.7	11	8.7	11.6	6.5	39.9	4.8
Accommodation and food services [72]	1	2.2	4.6	3.8	10.8	12.2	11	7.3	42.1	4.9
Other services (except public administration) [81]	5.1	4.4	13	5	10	11.5	9.7	6.5	30.5	4.4
Public administration [91]	0	0	25	14.3	17.9	10.7	7.1	3.6	14.3	7.1

s.69(1)(g) re: (d)
s.69(1)(g) re: (e)

s.18(d)
s.21(1)(b)

Increased in
revenue

Drop revenue

Increased
in revenue

s.69(1)(g) re: (d)
s.69(1)(g) re: (e)

s.18(d)
s.21(1)(b)

Business characteristics	Revenue increased 10% or more	Revenue increased 1% to less than 10%	No change in revenue	Revenue decreased 1% to less than 10%	Revenue decreased 10% to less than 20%	Revenue decreased 20% to less than 30%	Revenue decreased 30% to less than 40%	Revenue decreased 40% to less than 50%	Revenue decreased 50% or more	Not applicable <u>2</u>
	Percent									
North American Industry Classification System (NAICS), all industries	5.8	4.7	14.3	6.9	11	11	10.2	6.1	26.2	3.9
Agriculture, forestry, fishing and hunting [11]	3.7	3.8	34.5	8.6	10.8	8.2	6	3.8	13.3	7.5
Mining, quarrying, and oil and gas extraction [21]	6.1	3.5	17.7	3.5	9.1	10.1	10.1	8.1	28.3	3.5
Utilities [22]	2.2	6.7	31.5	20.2	5.6	7.9	7.9	3.4	13.5	1.1
Construction [23]	8.8	4.6	15.6	5.2	9.1	9.3	10.9	6.7	25.4	4.4
Manufacturing [31-33]	11.8	7.2	10.8	9.4	11.1	12.8	11.5	7.3	15.8	2.4
Wholesale trade [41]	11.3	6.8	11.3	9.2	13.4	11.6	11.3	5.1	17.5	2.4
Retail trade [44-45]	7.2	5.8	5.6	7.2	11.1	12.6	13.5	7.1	27.1	2.9
Transportation and warehousing [48-49]	7.3	5.5	9.7	8.4	11.7	15.1	10.4	6.3	24	1.6
Information and cultural industries [51]	9.6	1.9	21	8.3	9.6	12.1	10.2	6.4	15.9	5.1
Finance and insurance [52]	5.4	10.2	18.7	12.4	17	13.9	8	3.9	7.8	2.7
Real estate and rental and leasing [53]	4.1	3.4	19.6	11.3	12.4	10.1	10.1	6.5	19.8	2.7
Professional, scientific and technical services [54]	7.2	5.5	19.4	6.3	12.8	10.9	9.7	5.4	20.6	2.2
Management of companies and enterprises [55]	4.1	4.1	16.3	8.1	6.5	8.9	15.4	8.1	24.4	4.1
Administrative and support, waste management and remediation services [56]	9.1	3.6	18.2	12.7	10.9	9.1	7.3	14.5	7.3	7.3
Educational services [61]	3.3	3.6	16.9	7.7	8.3	8.6	6.5	5	35.5	4.7
Health care and social assistance [62]	2.6	4.7	11.9	7.2	10.8	11.1	9.6	4.7	33.9	3.6
Arts, entertainment and recreation [71]	3.4	2.3	7.2	4.7	11	8.7	11.6	6.5	39.9	4.8
Accommodation and food services [72]	1	2.2	4.6	3.8	10.8	12.2	11	7.3	42.1	4.9
Other services (except public administration) [81]	5.1	4.4	13	5	10	11.5	9.7	6.5	30.5	4.4
Public administration [91]	0	0	25	14.3	17.9	10.7	7.1	3.6	14.3	7.1

Drop revenue

s.69(1)(g) re: (d) s.18(d)
s.69(1)(g) re: (e) s.21(1)(b)

Increased in revenue	Drop revenue	Increased in revenue	
-------------------------	--------------	----------------------------	--

s.69(1)(g) re: (d)s.18(d)

s.69(1)(g) re: (e)s.21(1)(b)

Drop revenue

Business characteristics	Revenue increased 10% or more	Revenue increased 1% to less than 10%	No change in revenue	Revenue decreased 1% to less than 10%	Revenue decreased 10% to less than 20%	Revenue decreased 20% to less than 30%	Revenue decreased 30% to less than 40%	Revenue decreased 40% to less than 50%	Revenue decreased 50% or more	Not applicable
	Percent									
North American Industry Classification System (NAICS), all industries	5.8	4.7	14.3	6.9	11	11	10.2	6.1	26.2	3.9
Agriculture, forestry, fishing and hunting [11]	3.7	3.8	34.5	8.6	10.8	8.2	6	3.8	13.3	7.5
Mining, quarrying, and oil and gas extraction [21]	6.1	3.5	17.7	3.5	9.1	10.1	10.1	8.1	28.3	3.5
Utilities [22]	2.2	6.7	31.5	20.2	5.6	7.9	7.9	3.4	13.5	1.1
Construction [23]	8.8	4.6	15.6	5.2	9.1	9.3	10.9	6.7	25.4	4.4
Manufacturing [31-33]	11.8	7.2	10.8	9.4	11.1	12.8	11.5	7.3	15.8	2.4
Wholesale trade [41]	11.3	6.8	11.3	9.2	13.4	11.6	11.3	5.1	17.5	2.4
Retail trade [44-45]	7.2	5.8	5.6	7.2	11.1	12.6	13.5	7.1	27.1	2.9
Transportation and warehousing [48-49]	7.3	5.5	9.7	8.4	11.7	15.1	10.4	6.3	24	1.6
Information and cultural industries [51]	9.6	1.9	21	8.3	9.6	12.1	10.2	6.4	15.9	5.1
Finance and insurance [52]	5.4	10.2	18.7	12.4	17	13.9	8	3.9	7.8	2.7
Real estate and rental and leasing [53]	4.1	3.4	19.6	11.3	12.4	10.1	10.1	6.5	19.8	2.7
Professional, scientific and technical services [54]	7.2	5.5	19.4	6.3	12.8	10.9	9.7	5.4	20.6	2.2
Management of companies and enterprises [55]	4.1	4.1	16.3	8.1	6.5	8.9	15.4	8.1	24.4	4.1
Administrative and support, waste management and remediation services [56]	9.1	3.6	18.2	12.7	10.9	9.1	7.3	14.5	7.3	7.3
Educational services [61]	3.3	3.6	16.9	7.7	8.3	8.6	6.5	5	35.5	4.7
Health care and social assistance [62]	2.6	4.7	11.9	7.2	10.8	11.1	9.6	4.7	33.9	3.6
Arts, entertainment and recreation [71]	3.4	2.3	7.2	4.7	11	8.7	11.6	6.5	39.9	4.8
Accommodation and food services [72]	1	2.2	4.6	3.8	10.8	12.2	11	7.3	42.1	4.9
Other services (except public administration) [81]	5.1	4.4	13	5	10	11.5	9.7	6.5	30.5	4.4
Public administration [91]	0	0	25	14.3	17.9	10.7	7.1	3.6	14.3	7.1

s.69(1)(g) re: (d)s.18(d)

s.69(1)(g) re: (e)s.21(1)(b)

Increased in
revenue

Drop revenue

Increased
in revenue



s.69(1)(g) re: (d)
s.69(1)(g) re: (e)

s.18(d)
s.21(1)(b)

Drop revenue

Business characteristics	Revenue increased 10% or more	Revenue increased 1% to less than 10%	No change in revenue	Revenue decreased 1% to less than 10%	Revenue decreased 10% to less than 20%	Revenue decreased 20% to less than 30%	Revenue decreased 30% to less than 40%	Revenue decreased 40% to less than 50%	Revenue decreased 50% or more	Not applicable <u>2</u>
	Percent									
North American Industry Classification System (NAICS), all industries	5.8	4.7	14.3	6.9	11	11	10.2	6.1	26.2	3.9
Agriculture, forestry, fishing and hunting [11]	3.7	3.8	34.5	8.6	10.8	8.2	6	3.8	13.3	7.5
Mining, quarrying, and oil and gas extraction [21]	6.1	3.5	17.7	3.5	9.1	10.1	10.1	8.1	28.3	3.5
Utilities [22]	2.2	6.7	31.5	20.2	5.6	7.9	7.9	3.4	13.5	1.1
Construction [23]	8.8	4.6	15.6	5.2	9.1	9.3	10.9	6.7	25.4	4.4
Manufacturing [31-33]	11.8	7.2	10.8	9.4	11.1	12.8	11.5	7.3	15.8	2.4
Wholesale trade [41]	11.3	6.8	11.3	9.2	13.4	11.6	11.3	5.1	17.5	2.4
Retail trade [44-45]	7.2	5.8	5.6	7.2	11.1	12.6	13.5	7.1	27.1	2.9
Transportation and warehousing [48-49]	7.3	5.5	9.7	8.4	11.7	15.1	10.4	6.3	24	1.6
Information and cultural industries [51]	9.6	1.9	21	8.3	9.6	12.1	10.2	6.4	15.9	5.1
Finance and insurance [52]	5.4	10.2	18.7	12.4	17	13.9	8	3.9	7.8	2.7
Real estate and rental and leasing [53]	4.1	3.4	19.6	11.3	12.4	10.1	10.1	6.5	19.8	2.7
Professional, scientific and technical services [54]	7.2	5.5	19.4	6.3	12.8	10.9	9.7	5.4	20.6	2.2
Management of companies and enterprises [55]	4.1	4.1	16.3	8.1	6.5	8.9	15.4	8.1	24.4	4.1
Administrative and support, waste management and remediation services [56]	9.1	3.6	18.2	12.7	10.9	9.1	7.3	14.5	7.3	7.3
Educational services [61]	3.3	3.6	16.9	7.7	8.3	8.6	6.5	5	35.5	4.7
Health care and social assistance [62]	2.6	4.7	11.9	7.2	10.8	11.1	9.6	4.7	33.9	3.6
Arts, entertainment and recreation [71]	3.4	2.3	7.2	4.7	11	8.7	11.6	6.5	39.9	4.8
Accommodation and food services [72]	1	2.2	4.6	3.8	10.8	12.2	11	7.3	42.1	4.9
Other services (except public administration) [81]	5.1	4.4	13	5	10	11.5	9.7	6.5	30.5	4.4
Public administration [91]	0	0	25	14.3	17.9	10.7	7.1	3.6	14.3	7.1

s.69(1)(g) re: (d)
s.69(1)(g) re: (e)

s.18(d)
s.21(1)(b)

Increased in
revenue

Drop revenue

Increased
in revenue

s.69(1)(g) re: (d)
s.69(1)(g) re: (e)

s.18(d)
s.21(1)(b)

Drop revenue

Business characteristics	Revenue increased 10% or more	Revenue increased 1% to less than 10%	No change in revenue	Revenue decreased 1% to less than 10%	Revenue decreased 10% to less than 20%	Revenue decreased 20% to less than 30%	Revenue decreased 30% to less than 40%	Revenue decreased 40% to less than 50%	Revenue decreased 50% or more	<u>Not applicable</u> <u>2</u>
	Percent									
North American Industry Classification System (NAICS), all industries	5.8	4.7	14.3	6.9	11	11	10.2	6.1	26.2	3.9
Agriculture, forestry, fishing and hunting [11]	3.7	3.8	34.5	8.6	10.8	8.2	6	3.8	13.3	7.5
Mining, quarrying, and oil and gas extraction [21]	6.1	3.5	17.7	3.5	9.1	10.1	10.1	8.1	28.3	3.5
Utilities [22]	2.2	6.7	31.5	20.2	5.6	7.9	7.9	3.4	13.5	1.1
Construction [23]	8.8	4.6	15.6	5.2	9.1	9.3	10.9	6.7	25.4	4.4
Manufacturing [31-33]	11.8	7.2	10.8	9.4	11.1	12.8	11.5	7.3	15.8	2.4
Wholesale trade [41]	11.3	6.8	11.3	9.2	13.4	11.6	11.3	5.1	17.5	2.4
Retail trade [44-45]	7.2	5.8	5.6	7.2	11.1	12.6	13.5	7.1	27.1	2.9
Transportation and warehousing [48-49]	7.3	5.5	9.7	8.4	11.7	15.1	10.4	6.3	24	1.6
Information and cultural industries [51]	9.6	1.9	21	8.3	9.6	12.1	10.2	6.4	15.9	5.1
Finance and insurance [52]	5.4	10.2	18.7	12.4	17	13.9	8	3.9	7.8	2.7
Real estate and rental and leasing [53]	4.1	3.4	19.6	11.3	12.4	10.1	10.1	6.5	19.8	2.7
Professional, scientific and technical services [54]	7.2	5.5	19.4	6.3	12.8	10.9	9.7	5.4	20.6	2.2
Management of companies and enterprises [55]	4.1	4.1	16.3	8.1	6.5	8.9	15.4	8.1	24.4	4.1
Administrative and support, waste management and remediation services [56]	9.1	3.6	18.2	12.7	10.9	9.1	7.3	14.5	7.3	7.3
Educational services [61]	3.3	3.6	16.9	7.7	8.3	8.6	6.5	5	35.5	4.7
Health care and social assistance [62]	2.6	4.7	11.9	7.2	10.8	11.1	9.6	4.7	33.9	3.6
Arts, entertainment and recreation [71]	3.4	2.3	7.2	4.7	11	8.7	11.6	6.5	39.9	4.8
Accommodation and food services [72]	1	2.2	4.6	3.8	10.8	12.2	11	7.3	42.1	4.9
Other services (except public administration) [81]	5.1	4.4	13	5	10	11.5	9.7	6.5	30.5	4.4
Public administration [91]	0	0	25	14.3	17.9	10.7	7.1	3.6	14.3	7.1

s.69(1)(g) re: (d)
s.69(1)(g) re: (e)

s.18(d)
s.21(1)(b)

Increased in
revenue

Drop revenue

Increased
in revenue

s.69(1)(g) re: (d)
s.69(1)(g) re: (e)

s.18(d)
s.21(1)(b)

	Per cent of firms with more than a 30 per cent drop in revenue (qualify for CEWS)	Per cent of firms with a 30-50 per cent drop in revenue	Per cent of firms with a larger than 50 per cent drop in revenue
All industries	43%	16%	26%
Agriculture, forestry, fishing and hunting	23%	10%	13%
Mining, quarrying, and oil and gas extraction	47%	18%	28%
Utilities	25%	11%	14%
Construction	43%	18%	25%
Manufacturing	35%	19%	16%
Wholesale trade	34%	16%	18%
Retail trade	48%	21%	27%
Transportation and warehousing	41%	17%	24%
Information and cultural industries	33%	17%	16%
Finance and insurance	20%	12%	8%
Real estate and rental and leasing	36%	17%	20%
Professional, scientific and technical services	36%	15%	21%
Management of companies and enterprises	48%	24%	24%
Administrative and support, waste management and remediation services	29%	22%	7%
Educational services	47%	12%	36%
Health care and social assistance	48%	14%	34%
Arts, entertainment and recreation	58%	18%	40%
Accommodation and food services	60%	18%	42%
Other services (except public administration)	47%	16%	31%
Public administration	25%	11%	14%

https://www.ic.gc.ca/eic/site/061.nsf/eng/h_03090.html

s.69(1)(g) re: (d)

s.69(1)(g) re: (e)

CEWS 4week	Period 5	Period 6	Period 7	Period 8	Period 9	Period 10	Total
------------	----------	----------	----------	----------	----------	-----------	-------

	Count	CEWS	Empl Inc
ALL	1,291,235	342,953,211,200	784,080,007,780
Charities	32,390	18,487,702,365	36,488,982,778
NPO	18,122	9,592,577,541	21,064,430,185
Charities	2.5%	5.4%	4.7%
NPO	1.4%	2.8%	2.7%
	3.9%	8.2%	7.3%

CEWS 4week	Period 5	Period 6	Period 7	Period 8	Period 9	Period 10	Total
------------	----------	----------	----------	----------	----------	-----------	-------

s.69(1)(g) re: (d)
s.69(1)(g) re: (e)

Revenue Drop	Period 4	Period 5	Period 6	Period 7
Timing	June 7 - July 4	July 5 - Aug 1	Aug 2 - Aug 29	Aug 30 - Sep 26

Total

Revenue Drop	Period 4	Period 5	Period 6	Period 7
Timing	June 7 - July 4	July 5 - Aug 1	Aug 2 - Aug 29	Aug 30 - Sep 26

Total

Revenue Drop	Period 4	Period 5	Period 6	Period 7	Period 8
Timing	June 7 - July 4	July 5 - Aug 1	Aug 2 - Aug 29	Aug 30 - Sep 26	Sept 27 - Oct 24

Total

Revenue Drop	Period 4	Period 5	Period 6	Period 7
Timing	June 7 - July 4	July 5 - Aug 1	Aug 2 - Aug 29	Aug 30 - Sep 26

Total

Revenue Drop	Period 4	Period 5	Period 6	Period 7
Timing	June 7 - July 4	July 5 - Aug 1	Aug 2 - Aug 29	Aug 30 - Sep 26

Revenue Drop	Period 4	Period 5	Period 6	Period 7
Timing	June 7 - July 4	July 5 - Aug 1	Aug 2 - Aug 29	Aug 30 - Sep 26

Total

Revenue Drop	Period 4	Period 5	Period 6	Period 7
Timing	June 7 - July 4	July 5 - Aug 1	Aug 2 - Aug 29	Aug 30 - Sep 26

Total

Revenue Drop	Period 4	Period 5	Period 6	Period 7	Period 8
Timing	June 7 - July 4	July 5 - Aug 1	Aug 2 - Aug 29	Aug 30 - Sep 26	Sept 27 - Oct 24

Total

Revenue Drop	Period 4	Period 5	Period 6	Period 7
Timing	June 7 - July 4	July 5 - Aug 1	Aug 2 - Aug 29	Aug 30 - Sep 26

Total

Revenue Drop	Period 4	Period 5	Period 6	Period 7
Timing	June 7 - July 4	July 5 - Aug 1	Aug 2 - Aug 29	Aug 30 - Sep 26

s.18(d)
s.21(1)(b)

Total

Revenue Drop	Period 4	Period 5	Period 6	Period 7
Timing	June 7 - July 4	July 5 - Aug 1	Aug 2 - Aug 29	Aug 30 - Sep 26
Total				

Revenue Drop	Period 4	Period 5	Period 6	Period 7	Period 8
Timing	June 7 - July 4	July 5 - Aug 1	Aug 2 - Aug 29	Aug 30 - Sep 26	Sept 27 - Oct 24
Total					

Revenue Drop	Period 4	Period 5	Period 6	Period 7
Timing	June 7 - July 4	July 5 - Aug 1	Aug 2 - Aug 29	Aug 30 - Sep 26
Total				

Revenue Drop	Period 4	Period 5	Period 6	Period 7	Period 8
Timing	June 7 - July 4	July 5 - Aug 1	Aug 2 - Aug 29	Aug 30 - Sep 26	Sept 27 - Oct 24
Total					

Total

Revenue Drop	Period 4	Period 5	Period 6	Period 7
Timing	June 7 - July 4	July 5 - Aug 1	Aug 2 - Aug 29	Aug 30 - Sep 26

Total

Revenue Drop	Period 4	Period 5	Period 6	Period 7	Period 8
Timing	June 7 - July 4	July 5 - Aug 1	Aug 2 - Aug 29	Aug 30 - Sep 26	Sept 27 - Oct 24

Total

Revenue Drop	Period 4	Period 5	Period 6	Period 7
Timing	June 7 - July 4	July 5 - Aug 1	Aug 2 - Aug 29	Aug 30 - Sep 26

Total

Revenue Drop	Period 4	Period 5	Period 6	Period 7	Period 8
Timing	June 7 - July 4	July 5 - Aug 1	Aug 2 - Aug 29	Aug 30 - Sep 26	Sept 27 - Oct 24
Total					

|

Period 5	Period 6	Period 7
----------	----------	----------

0.61363636 0.581395 0.536585
0.38636364 0.418605 0.463415

Average rate

Period 5	Period 6	Period 7
----------	----------	----------

Period 5	Period 6	Period 7
----------	----------	----------

Share of Cost

Period 5	Period 6	Period 7
----------	----------	----------

Period 5	Period 6	Period 7	Period 8
----------	----------	----------	----------

0.36170213 0.367347 0.365385 0.37037
0.63829787 0.632653 0.634615 0.62963

Period 5	Period 6	Period 7	Period 8
----------	----------	----------	----------

48% 40% 32% 16%
18% 15.00% 12% 6%

Period 5	Period 6	Period 7	Period 8
----------	----------	----------	----------

0.173617 0.146939 0.116923 0.059259
0.114894 0.094898 0.076154 0.037778

Period 5	Period 6	Period 7	Period 8
----------	----------	----------	----------

0.60177 0.607595 0.605578 0.610687
0.39823 0.392405 0.394422 0.389313

Period 5	Period 6	Period 7
----------	----------	----------

0.36170213 0.367347 0.365385
0.63829787 0.632653 0.634615

Period 5	Period 6	Period 7
----------	----------	----------

48% 36% 24%
18% 13.50% 9%

Period 5	Period 6	Period 7
----------	----------	----------

0.173617 0.132245 0.087692
0.114894 0.085408 0.057115

Period 5	Period 6	Period 7
----------	----------	----------

0.60177 0.607595 0.605578
0.39823 0.392405 0.394422

	Period 5	Period 6	Period 7
Tier 1	10,475	9,890	6,395
Tier 2	3,820	3,980	2,755

Period 5	Period 6	Period 7
----------	----------	----------

	Period 5	Period 6	Period 7	Period 8
Tier 1	6,455	5,085	3,895	2,140
Tier 2	4,325	3,700	3,115	1,630

	Period 5	Period 6	Period 7
Tier 1	6,400	5820	2615
Tier 2	5,405	5550	2915

Period 5	Period 6	Period 7	Period 8
----------	----------	----------	----------

0.36170213	0.367347	0.365385	0.37037
0.63829787	0.632653	0.634615	0.62963

Period 5	Period 6	Period 7	Period 8
----------	----------	----------	----------

60%	60%	0.32	0.16
23%	23%	12%	0.06

Period 5	Period 6	Period 7	Period 8
----------	----------	----------	----------

0.217021	0.220408	0.116923	0.059259
0.143617	0.142347	0.076154	0.037778

Period 5	Period 6	Period 7	Period 8
----------	----------	----------	----------

0.60177	0.607595	0.605578	0.610687
0.39823	0.392405	0.394422	0.389313

Period 5	Period 6	Period 7	Period 8
----------	----------	----------	----------

0.36 0.37 0.37 0.37
0.64 0.63 0.63 0.63

Period 5	Period 6	Period 7	Period 8
----------	----------	----------	----------

0.48 0.4 0.32 0.16
0.18 0.15 0.12 0.06

Period 5	Period 6	Period 7	Period 8
----------	----------	----------	----------

0.173617 0.146939 0.116923 0.059259
0.114894 0.094898 0.076154 0.037778

Period 5	Period 6	Period 7	Period 8
----------	----------	----------	----------

0.60177 0.607595 0.605578 0.610687
0.39823 0.392405 0.394422 0.389313

Pages 1133 to / à 1134
are duplicates
sont des duplicatas

Revenue Drop	Period 1	Period 2	Period 3	Period 4	Period 5	Period 6	Period 7	Period 8	Period 9
Timing				June 7 - July 4	July 5 - Aug 1	Aug 2 - Aug 29	Aug 30 - Sep 26	Sept 27 - Oct 24	Oct 24 - Nov 22
Total									

Revenue Drop	Period 1	Period 2	Period 3	Period 4	Period 5	Period 6	Period 7	Period 8	Period 9
Timing				June 7 - July 4	July 5 - Aug 1	Aug 2 - Aug 29	Aug 30 - Sep 26	Sept 27 - Oct 24	Oct 24 - Nov 22
Total									

	Period 1	Period 2	Period 3	Period 4	Period 5	Period 6	Period 7	Period 8	Period 9
Timing				June 7 - July 4	July 5 - Aug 1	Aug 2 - Aug 29	Aug 30 - Sep 26	Sept 27 - Oct 24	Oct 24 - Nov 22

Furloughed

Employed

s.18(d)

s.21(1)(b)

Revenue Drop	Period 1	Period 2	Period 3	Period 4	Period 5	Period 6	Period 7	Period 8	Period 9	Period 10
Timing				June 7 - July 4	July 5 - Aug 1	Aug 2 - Aug 29	Aug 30 - Sep 26	Sept 27 - Oct 24	Oct 24 - Nov 22	Nov 23 - Dec 19

Total

Revenue Drop	Period 1	Period 2	Period 3	Period 4	Period 5	Period 6	Period 7	Period 8	Period 9	Period 10
Timing				June 7 - July 4	July 5 - Aug 1	Aug 2 - Aug 29	Aug 30 - Sep 26	Sept 27 - Oct 24	Oct 24 - Nov 22	Nov 23 - Dec 19

Total

	Period 1	Period 2	Period 3	Period 4	Period 5	Period 6	Period 7	Period 8	Period 9	Period 10
Timing				June 7 - July 4	July 5 - Aug 1	Aug 2 - Aug 29	Aug 30 - Sep 26	Sept 27 - Oct 24	Oct 24 - Nov 22	Nov 23 - Dec 19

Furloughed
Employed

s.18(d)
s.21(1)(b)

	Jan-2020	Feb-2020	Mar-2020	Apr-2020	May-2020	Jun-2020	Jul-2020	Aug-2020	Sep-2020	Oct-2020	Nov-2020	Dec-2020
--	----------	----------	----------	----------	----------	----------	----------	----------	----------	----------	----------	----------

4-week Period					\$ million							
					CEWS 4week	Period 5	Period 6	Period 7	Period 8	Period 9	Period 10	

Total Gross - CIT
Total Gross - PIT
Total Gross

4-week Period					\$ million							
					CEWS 4week	Period 5	Period 6	Period 7	Period 8	Period 9	Period 10	

Total Gross - CIT
Total Gross - PIT
Total Gross

CEWS 4week	Period 5	Period 6	Period 7	Period 8	Period 9
------------	----------	----------	----------	----------	----------

Total Gross - CIT
Total Gross - PIT
Total Gross

					\$ million							
					CEWS 4week	Period 5	Period 6	Period 7				

Furloughed employee portion
Gross - CIT
Gross - PIT
CEWS New scheme
Gross - CIT
Gross - PIT
Total Gross - CIT
Total Gross - PIT
Total Gross

--	--	--	--	--	--	--	--	--	--	--	--	--

					\$ million							
					CEWS 4week	Period 5	Period 6	Period 7				

Furloughed employee portion
Gross - CIT
Gross - PIT
CEWS New scheme

s.18(d)
s.21(1)(b)
s.69(1)(g) re: (d)
s.69(1)(g) re: (e)

Gross - CIT

Gross - PIT

Total Gross - CIT**Total Gross - PIT****Total Gross**

Furloughed employee portion

Gross - CIT

Gross - PIT

CEWS New scheme

Gross - CIT

Gross - PIT

Total Gross - CIT

Total Gross - PIT

Total Gross

Furloughed employee portion

Gross - CIT

Gross - PIT

CEWS New scheme

Gross - CIT

Gross - PIT

Total Gross - CIT

Total Gross - PIT

Total Gross

Furloughed employee portion

Gross - CIT

Gross - PIT

CEWS New scheme

Gross - CIT

Gross - PIT

Total Gross - CIT**Total Gross - PIT**

s.69(1)(g) re: (d)

s.69(1)(g) re: (e)

Total Gross

		\$ million				
		CEWS 4week	Period 5	Period 6	Period 7	Period 8
<i>Furloughed employee portion</i>						
Gross - CIT						
Gross - PIT						
<i>CEWS New scheme</i>						
Gross - CIT						
Gross - PIT						
Total Gross - CIT						
Total Gross - PIT						
Total Gross						

		<i>\$ million</i>			
		CEWS 4week	Period 5	Period 6	Period 7
<i>Roundanged employee portion</i>					
Gross - CIT					
Gross - PIT					
<i>CEWS New scheme</i>					
Gross - CIT					
Gross - PIT					
Total Gross - CIT					
Total Gross - PIT					
Total Gross					

	\$ million					
		CEWS 4week	Period 5	Period 6	Period 7	Period 8
<i>Rounded up employee portion</i>						
Gross - CIT						
Gross - PIT						
<i>CEWS New scheme</i>						
Gross - CIT						
Gross - PIT						
Total Gross - CIT						
Total Gross - PIT						
Total Gross						

	\$ million				
	CEWS 4week	Period 5	Period 6	Period 7	Period 8
<i>curioungea employee portion</i>					

s.69(1)(g) re: (d)

s.69(1)(g) re: (e)

Total Gross

	CEWS 4week	Period 5	Period 6	Period 7	Period 8	Period 9	Period 10
<i>Furloughed employee portion</i>							
Gross - CIT							
Gross - PIT							
<i>CEWS New scheme</i>							
Gross - CIT							
Gross - PIT							
Total Gross - CIT							
Total Gross - PIT							
Total Gross							

		<i>\$ million</i>				
		CEWS 4week	Period 5	Period 6	Period 7	Period 8
<i>Furloughed employee portion</i>						
Gross - CIT						
Gross - PIT						
<i>CEWS New scheme</i>						
Gross - CIT						
Gross - PIT						
Total Gross - CIT						
Total Gross - PIT						
Total Gross						

	<i>\$ million</i>		
	Period 1	Period 2	Period 3
<i>Furloughed employee portion</i>			
Gross - CIT			
Gross - PIT			
<i>CEWS New scheme</i>			
Gross - CIT			
Gross - PIT			
Total Gross - CIT			
Total Gross - PIT			
Total Gross			

	\$ million						
	CEWS 4week	Period 5	Period 6	Period 7	Period 8	Period 9	Period 10
<i>Furloughed employee portion</i>							

s.69(1)(g) re: (d)

s.69(1)(g) re: (e)

Gross - CIT
Gross - PIT
CEWS New scheme
Gross - CIT
Gross - PIT
Total Gross - CIT
Total Gross - PIT
Total Gross

	<i>\$ million</i>							
	CEWS 4week	Period 5	Period 6	Period 7	Period 8	Period 9	Period 10	
...								

Furloughed employee portion

Gross - CIT

Gross - PIT

CEWS New scheme

Gross - CIT

Gross - PIT

Total Gross - CIT

Total Gross - PIT

Total Gross

© 2004 Blackwell Publishing Ltd *Journal of Internal Medicine* 255: 103–110

	<i>\$ million</i>						
	CEWS 4week	Period 5	Period 6	Period 7	Period 8	Period 9	Period 10

Furloughed employee portion

Gross - CIT

Gross - PIT

CEWS New scheme

Gross - CIT

Gross - PIT

Total Gross - CIT

Total Gross - PIT

Total Gross

© 2006 The Authors
Journal compilation © 2006 Blackwell Publishing Ltd

Figure 1: Timeline of the study. The timeline shows the sequence of events from baseline to period 10. Key events include: Baseline (CEWS 4week), Period 5, Period 6, Period 7, Period 8, Period 9, and Period 10. The timeline is divided into two main sections: 'Baseline' and 'Periods'. The 'Baseline' section includes 'CEWS 4week' and 'Period 5'. The 'Periods' section includes 'Period 6', 'Period 7', 'Period 8', 'Period 9', and 'Period 10'. The timeline is marked with arrows indicating the progression of time.

Furloughed employee portion

Gross - CIT

Gross - PIT

CEWS New scheme

s.69(1)(g) re: (d)

s.69(1)(g) re: (e)

Total Gross**Total Gross****Total Gross****Total Gross**

	CEWS 4week	Period 5	Period 6	Period 7	Period 8	Period 9	Period 10
<i>Furloughed employee portion</i>							
Gross - CIT							
Gross - PIT							
<i>CEWS New scheme</i>							
Gross - CIT							
Gross - PIT							
Total Gross - CIT							
Total Gross - PIT							
Total Gross							

[illegible]

	CEWS 4week	Period 5	Period 6	Period 7	Period 8	Period 9	Period 10
<i>Furloughed employee portion</i>							
Gross - CIT							
Gross - PIT							
<i>CEWS New scheme</i>							
Gross - CIT							
Gross - PIT							
Total Gross - CIT							
Total Gross - PIT							
Total Gross							

	CEWS 4week	Period 5	Period 6	Period 7	Period 8	Period 9	Period 10
<i>Furloughed employee portion</i>							
Gross - CIT							
Gross - PIT							

s.69(1)(g) re: (d)

s.69(1)(g) re: (e)

Total GrossTotal GrossTotal GrossTotal Gross

001145

Gross - CIT	
Gross - PIT	
Total Gross - CIT	
Total Gross - PIT	
Total Gross	

Gross - CIT	
Gross - PIT	
CEWS New scheme	
Gross - CIT	
Gross - PIT	
Total Gross - CIT	
Total Gross - PIT	
Total Gross	

Gross - CIT	
Gross - PIT	
CEWS New scheme	
Gross - CIT	
Gross - PIT	
Total Gross - CIT	
Total Gross - PIT	
Total Gross	

Gross - CIT	
Gross - PIT	
CEWS New scheme	
Gross - CIT	
Gross - PIT	
Total Gross - CIT	
Total Gross - PIT	
Total Gross	

s.69(1)(g) re: (e)

Gross - PIT

Total Gross - PIT

Gross - CIT

CEWS New scheme

Gross - PIT

Total Gross - PIT**Total Gross**

s.69(1)(g) re: (e)

Effective CIT/PIT tax rate	10%
Effective CIT tax rate (all corporations)	10%
Effective CIT reduced tax rate	6%
Effective PIT tax rate	22%
Effective partnerships tax rate	14%

Taxable PIT

64%

	2016A	2017A	2018A	2019A	2020A
SEPRAW	956	976	1,001	1,024	1,052
Growth from X year to 2020	110.0%	107.9%	105.1%		

Share of cost		\$ million						Total Without Tax exempt and partnerhsips	
		2017	2018	Total	Total adjusted for share	Partnerhsips only			
Tier 1 - CIT								Tier 1 - CIT	
Tier 1 - PIT								Tier 1 - PIT	
Tier 2 - CIT								Tier 2 - CIT	
Tier 2 - PIT								Tier 2 - PIT	
Total Gross - CIT								Total Gross - CIT	
Total Gross - PIT								Total Gross - PIT	
Income Inclusion - CIT								Income Inclusion - CIT	
Income Inclusion - PIT								Income Inclusion - PIT	
Total Net - CIT								Total Net - CIT	
Total Net - PIT								Total Net - PIT	
Total Net								Total Net	
Total Net - CIT - Rounded								Total Net - CIT - Rounded	
Total Net - PIT - Rounded								Total Net - PIT - Rounded	
Total Net - Rounded								Total Net - Rounded	

Share of cost		\$ million						Total Without Tax exempt and partnerhsips	
		2017	2018	Total	Total adjusted for share	Partnerhsips only			
Tier 1 - CIT									
Tier 1 - PIT									
Tier 2 - CIT									
Tier 2 - PIT									
Total Gross - CIT									
Total Gross - PIT									
Income Inclusion - CIT									
Income Inclusion - PIT									
Total Net - CIT									
Total Net - PIT									
Total Net									
Total Net - CIT - Rounded									
Total Net - PIT - Rounded									
Total Net - Rounded									

s.69(1)(g) re: (d)
s.69(1)(g) re: (e)

	Share of cost	\$ million							Share of cost			
		2017	2018	Total	Total adjusted for share	Partnerhsips only	Total Without Tax exempt and partnerhsips			2017	2018	Total
Tier 1 - CIT								Tier 1 - CIT				
Tier 1 - PIT								Tier 1 - PIT				
Tier 2 - CIT								Tier 2 - CIT				
Tier 2 - PIT								Tier 2 - PIT				
Total Gross - CIT								Total Gross - CIT				
Total Gross - PIT								Total Gross - PIT				
Income Inclusion - CIT								Income Inclusion - CIT				
Income Inclusion - PIT								Income Inclusion - PIT				
Total Net - CIT								Total Net - CIT				
Total Net - PIT								Total Net - PIT				
Total Net								Total Net				
Total Net - CIT - Rounded								Total Net - CIT - Rounded				
Total Net - PIT - Rounded								Total Net - PIT - Rounded				
Total Net - Rounded								Total Net - Rounded				

	Share of cost	\$ million							Share of cost			
		2017	2018	Total	Total adjusted for share	Partnerhsips only	Total Without Tax exempt and partnerhsips			2017	2018	Total
Tier 1 - CIT								Tier 1 - CIT				
Tier 1 - PIT								Tier 1 - PIT				
Tier 2 - CIT								Tier 2 - CIT				
Tier 2 - PIT								Tier 2 - PIT				
Total Gross - CIT								Total Gross - CIT				
Total Gross - PIT								Total Gross - PIT				
Income Inclusion - CIT								Income Inclusion - CIT				
Income Inclusion - PIT								Income Inclusion - PIT				
Total Net - CIT								Total Net - CIT				
Total Net - PIT								Total Net - PIT				
Total Net								Total Net				
Total Net - CIT - Rounded								Total Net - CIT - Rounded				
Total Net - PIT - Rounded								Total Net - PIT - Rounded				
Total Net - Rounded								Total Net - Rounded				

	Share of cost	\$ million							Share of cost			
		2017	2018	Total	Total adjusted for share	Partnerhsips only	Total Without Tax exempt and partnerhsips			2017	2018	Total
Tier 1 - CIT								Tier 1 - CIT				
Tier 1 - PIT								Tier 1 - PIT				
Tier 2 - CIT								Tier 2 - CIT				
Tier 2 - PIT								Tier 2 - PIT				

Total Gross - CIT	
Total Gross - PIT	
Income Inclusion - CIT	
Income Inclusion - PIT	
Total Net - CIT	
Total Net - PIT	
Total Net	
Total Net - CIT - Rounded	
Total Net - PIT - Rounded	
Total Net - Rounded	

Total Gross - CIT	
Total Gross - PIT	
Income Inclusion - CIT	
Income Inclusion - PIT	
Total Net - CIT	
Total Net - PIT	
Total Net	
Total Net - CIT - Rounded	
Total Net - PIT - Rounded	
Total Net - Rounded	

	Share of cost	\$ million							Share of cost			
		Total Without Tax exempt and partnerships										
		2017	2018	Total	Total adjusted for share	Partnerships only				2017	2018	Total
Tier 1 - CIT								Tier 1 - CIT				
Tier 1 - PIT								Tier 1 - PIT				
Tier 2 - CIT								Tier 2 - CIT				
Tier 2 - PIT								Tier 2 - PIT				
Total Gross - CIT								Total Gross - CIT				
Total Gross - PIT								Total Gross - PIT				
Income Inclusion - CIT								Income Inclusion - CIT				
Income Inclusion - PIT								Income Inclusion - PIT				
Total Net - CIT								Total Net - CIT				
Total Net - PIT								Total Net - PIT				
Total Net								Total Net				
Total Net - CIT - Rounded								Total Net - CIT - Rounded				
Total Net - PIT - Rounded								Total Net - PIT - Rounded				
Total Net - Rounded								Total Net - Rounded				

	Share of cost	\$ million							Share of cost			
		Total Without Tax exempt and partnerships										
		2017	2018	Total	Total adjusted for share	Partnerships only				2017	2018	Total
Tier 1 - CIT								Tier 1 - CIT				
Tier 1 - PIT								Tier 1 - PIT				
Tier 2 - CIT								Tier 2 - CIT				
Tier 2 - PIT								Tier 2 - PIT				
Total Gross - CIT								Total Gross - CIT				
Total Gross - PIT								Total Gross - PIT				
Income Inclusion - CIT								Income Inclusion - CIT				
Income Inclusion - PIT								Income Inclusion - PIT				
Total Net - CIT								Total Net - CIT				
Total Net - PIT								Total Net - PIT				
Total Net								Total Net				

s.69(1)(g) re: (d)
s.69(1)(g) re: (e)

Total Net - CIT - Rounded
Total Net - PIT - Rounded
Total Net - Rounded

Total Net - CIT - Rounded
Total Net - PIT - Rounded
Total Net - Rounded

	Share of cost	\$ million						Share of cost			
		Total Without Tax exempt and partnerhsips									
		2017	2018	Total	Total adjusted for share	Partnerhsips only			2017	2018	Total
Tier 1 - CIT							Tier 1 - CIT				
Tier 1 - PIT							Tier 1 - PIT				
Tier 2 - CIT							Tier 2 - CIT				
Tier 2 - PIT							Tier 2 - PIT				
Total Gross - CIT							Total Gross - CIT				
Total Gross - PIT							Total Gross - PIT				
Income Inclusion - CIT							Income Inclusion - CIT				
Income Inclusion - PIT							Income Inclusion - PIT				
Total Net - CIT							Total Net - CIT				
Total Net - PIT							Total Net - PIT				
Total Net							Total Net				
Total Net - CIT - Rounded							Total Net - CIT - Rounded				
Total Net - PIT - Rounded							Total Net - PIT - Rounded				
Total Net - Rounded							Total Net - Rounded				

	Share of cost	\$ million						Share of cost			
		Total Without Tax exempt and partnerhsips									
		2017	2018	Total	Total adjusted for share	Partnerhsips only			2017	2018	Total
Tier 1 - CIT							Tier 1 - CIT				
Tier 1 - PIT							Tier 1 - PIT				
Tier 2 - CIT							Tier 2 - CIT				
Tier 2 - PIT							Tier 2 - PIT				
Total Gross - CIT							Total Gross - CIT				
Total Gross - PIT							Total Gross - PIT				
Income Inclusion - CIT							Income Inclusion - CIT				
Income Inclusion - PIT							Income Inclusion - PIT				
Total Net - CIT							Total Net - CIT				
Total Net - PIT							Total Net - PIT				
Total Net							Total Net				
Total Net - CIT - Rounded							Total Net - CIT - Rounded				
Total Net - PIT - Rounded							Total Net - PIT - Rounded				
Total Net - Rounded							Total Net - Rounded				

	Share of cost	\$ million					Total Without Tax exempt and partnerships		Share of cost			
		2017	2018	Total	Total adjusted for share	Partnerships only				2017	2018	Total

Tier 1 - CIT	
Tier 1 - PIT	
Tier 2 - CIT	
Tier 2 - PIT	
Total Gross - CIT	
Total Gross - PIT	
Income Inclusion - CIT	
Income Inclusion - PIT	
Total Net - CIT	
Total Net - PIT	
Total Net	
Total Net - CIT - Rounded	
Total Net - PIT - Rounded	
Total Net - Rounded	

Tier 1 - CIT	
Tier 1 - PIT	
Tier 2 - CIT	
Tier 2 - PIT	
Total Gross - CIT	
Total Gross - PIT	
Income Inclusion - CIT	
Income Inclusion - PIT	
Total Net - CIT	
Total Net - PIT	
Total Net	
Total Net - CIT - Rounded	
Total Net - PIT - Rounded	
Total Net - Rounded	

	Share of cost	\$ million							Share of cost	
						Total Without Tax exempt and partnerships				
		2017	2018	Total	Total adjusted for share	Partnerships only		2017	2018	Total
Tier 1 - CIT							Tier 1 - CIT			
Tier 1 - PIT							Tier 1 - PIT			
Tier 2 - CIT							Tier 2 - CIT			
Tier 2 - PIT							Tier 2 - PIT			
Total Gross - CIT							Total Gross - CIT			
Total Gross - PIT							Total Gross - PIT			
Income Inclusion - CIT							Income Inclusion - CIT			
Income Inclusion - PIT							Income Inclusion - PIT			
Total Net - CIT							Total Net - CIT			
Total Net - PIT							Total Net - PIT			
Total Net							Total Net			
Total Net - CIT - Rounded							Total Net - CIT - Rounded			
Total Net - PIT - Rounded							Total Net - PIT - Rounded			
Total Net - Rounded							Total Net - Rounded			

	Share of cost	\$ million							Share of cost	
						Total Without Tax exempt and partnerships				
		2017	2018	Total	Total adjusted for share	Partnerships only		2017	2018	Total
Tier 1 - CIT							Tier 1 - CIT			
Tier 1 - PIT							Tier 1 - PIT			
Tier 2 - CIT							Tier 2 - CIT			
Tier 2 - PIT							Tier 2 - PIT			

Total Gross - CIT	Total Gross - CIT
Total Gross - PIT	Total Gross - PIT

s.69(1)(g) re: (d)

s.69(1)(g) re: (e)

Income Inclusion - CIT
Income Inclusion - PIT

Total Net - CIT
Total Net - PIT
Total Net

Total Net - CIT - Rounded
Total Net - PIT - Rounded
Total Net - Rounded

	Share of cost	\$ million						
		2017	2018	Total	Total adjusted for share	Partnerhsips only	Total Without Tax exempt and partnerhsips	
Tier 1 - CIT								
Tier 1 - PIT								
Tier 2 - CIT								
Tier 2 - PIT								

Total Gross - CIT
Total Gross - PIT

Income Inclusion - CIT
Income Inclusion - PIT

Total Net - CIT
Total Net - PIT
Total Net

Total Net - CIT - Rounded
Total Net - PIT - Rounded
Total Net - Rounded

	Share of cost	\$ million						
		2017	2018	Total	Total adjusted for share	Partnerhsips only	Total Without Tax exempt and partnerhsips	
Tier 1 - CIT								
Tier 1 - PIT								
Tier 2 - CIT								
Tier 2 - PIT								

Total Gross - CIT
Total Gross - PIT

Income Inclusion - CIT
Income Inclusion - PIT

Total Net - CIT
Total Net - PIT
Total Net

Total Net - CIT - Rounded
Total Net - PIT - Rounded

Income Inclusion - CIT
Income Inclusion - PIT

Total Net - CIT
Total Net - PIT
Total Net

Total Net - CIT - Rounded
Total Net - PIT - Rounded
Total Net - Rounded

	Share of cost	2017	2018	Total
Tier 1 - CIT				
Tier 1 - PIT				
Tier 2 - CIT				
Tier 2 - PIT				

Total Gross - CIT
Total Gross - PIT

Income Inclusion - CIT
Income Inclusion - PIT

Total Net - CIT
Total Net - PIT
Total Net

Total Net - CIT - Rounded
Total Net - PIT - Rounded
Total Net - Rounded

	Share of cost	2017	2018	Total
Tier 1 - CIT				
Tier 1 - PIT				
Tier 2 - CIT				
Tier 2 - PIT				

Total Gross - CIT
Total Gross - PIT

Income Inclusion - CIT
Income Inclusion - PIT

Total Net - CIT
Total Net - PIT
Total Net

Total Net - CIT - Rounded
Total Net - PIT - Rounded

Total Net - Rounded

	Share of cost	\$ million						Total Without Tax exempt and partnerhsips
		2017	2018	Total	Total adjusted for share	Partnerhsips only		
Tier 1 - CIT								
Tier 1 - PIT								
Tier 2 - CIT								
Tier 2 - PIT								
Total Gross - CIT								
Total Gross - PIT								
Income Inclusion - CIT								
Income Inclusion - PIT								
Total Net - CIT								
Total Net - PIT								
Total Net								

Total Net - CIT - Rounded
Total Net - PIT - Rounded
Total Net - Rounded

	Share of cost	\$ million						Total Without Tax exempt and partnerhsips
		2017	2018	Total	Total adjusted for share	Partnerhsips only		
Tier 1 - CIT								
Tier 1 - PIT								
Tier 2 - CIT								
Tier 2 - PIT								
Total Gross - CIT								
Total Gross - PIT								
Income Inclusion - CIT								
Income Inclusion - PIT								
Total Net - CIT								
Total Net - PIT								
Total Net								

Total Net - CIT - Rounded
Total Net - PIT - Rounded
Total Net - Rounded

	Share of cost	\$ million						Total Without Tax exempt and partnerhsips
		2017	2018	Total	Total adjusted for share	Partnerhsips only		
Tier 1 - CIT								
Tier 1 - PIT								
Tier 2 - CIT								

Total Net - Rounded

	Share of cost	2017	2018	Total
Tier 1 - CIT				
Tier 1 - PIT				
Tier 2 - CIT				
Tier 2 - PIT				
Total Gross - CIT				
Total Gross - PIT				
Income Inclusion - CIT				
Income Inclusion - PIT				
Total Net - CIT				
Total Net - PIT				
Total Net				

Total Net - CIT - Rounded
Total Net - PIT - Rounded
Total Net - Rounded

	Share of cost	2017	2018	Total
Tier 1 - CIT				
Tier 1 - PIT				
Tier 2 - CIT				
Tier 2 - PIT				
Total Gross - CIT				
Total Gross - PIT				
Income Inclusion - CIT				
Income Inclusion - PIT				
Total Net - CIT				
Total Net - PIT				
Total Net				

Total Net - CIT - Rounded
Total Net - PIT - Rounded
Total Net - Rounded

	Share of cost	2017	2018	Total
Tier 1 - CIT				
Tier 1 - PIT				
Tier 2 - CIT				

s.69(1)(g) re: (d)
s.69(1)(g) re: (e)

Tier 2 - PIT	
Total Gross - CIT	
Total Gross - PIT	
Income Inclusion - CIT	
Income Inclusion - PIT	
Total Net - CIT	
Total Net - PIT	
Total Net	
Total Net - CIT - Rounded	
Total Net - PIT - Rounded	
Total Net - Rounded	

Tier 2 - PIT	
Total Gross - CIT	
Total Gross - PIT	
Income Inclusion - CIT	
Income Inclusion - PIT	
Total Net - CIT	
Total Net - PIT	
Total Net	
Total Net - CIT - Rounded	
Total Net - PIT - Rounded	
Total Net - Rounded	

	Share of cost	\$ million						Total Without Tax exempt and partnerhsips
		2017	2018	Total	Total adjusted for share	Partnerhsips only		
Tier 1 - CIT								
Tier 1 - PIT								
Tier 2 - CIT								
Tier 2 - PIT								
Total Gross - CIT								
Total Gross - PIT								
Income Inclusion - CIT								
Income Inclusion - PIT								
Total Net - CIT								
Total Net - PIT								
Total Net								
Total Net - CIT - Rounded								
Total Net - PIT - Rounded								
Total Net - Rounded								

	Share of cost	\$ million						Total Without Tax exempt and partnerhsips
		2017	2018	Total	Total adjusted for share	Partnerhsips only		

	Share of cost			
		2017	2018	Total

Total Gross - CIT		Total Gross - CIT		s.69(1)(g) re: (d) s.69(1)(g) re: (e)
Total Gross - PIT		Total Gross - PIT		
Income Inclusion - CIT		Income Inclusion - CIT		
Income Inclusion - PIT		Income Inclusion - PIT		

Total Net - CIT
Total Net - PIT
Total Net

Total Net - CIT - Rounded
Total Net - PIT - Rounded
Total Net - Rounded

Total Net - CIT
Total Net - PIT
Total Net

Total Net - CIT - Rounded
Total Net - PIT - Rounded
Total Net - Rounded

		Share of cost	\$ million								Share of cost			
			2017	2018	Total	Total adjusted for share	Partnerhsips only	Total Without Tax exempt and partnerhsips				2017	2018	Total
Tier 1 - CIT									Tier 1 - CIT					
Tier 1 - PIT									Tier 1 - PIT					
Tier 2 - CIT									Tier 2 - CIT					
Tier 2 - PIT									Tier 2 - PIT					
Total Gross - CIT									Total Gross - CIT					
Total Gross - PIT									Total Gross - PIT					
Income Inclusion - CIT									Income Inclusion - CIT					
Income Inclusion - PIT									Income Inclusion - PIT					
Total Net - CIT									Total Net - CIT					
Total Net - PIT									Total Net - PIT					
Total Net									Total Net					
Total Net - CIT - Rounded									Total Net - CIT - Rounded					
Total Net - PIT - Rounded									Total Net - PIT - Rounded					
Total Net - Rounded									Total Net - Rounded					

		Share of cost	\$ million							
			2017	2018	Total	Total adjusted for share	Partnerhsips only	Total Without Tax exempt and partnerhsips		

Income Inclusion - CIT
Income Inclusion - PIT

Total Net - CIT
Total Net - PIT
Total Net

Total Net - CIT - Rounded
Total Net - PIT - Rounded
Total Net - Rounded

s.69(1)(g) re: (d)

s.69(1)(g) re: (e)

	Share of cost	\$ million					Total Without Tax exempt and partnerhsips		Share of cost			
		2017	2018	Total	Total adjusted for share	Partnerhsips only				2017	2018	Total
Total Gross - CIT												
Total Gross - PIT												
Income Inclusion - CIT												
Income Inclusion - PIT												
Total Net - CIT												
Total Net - PIT												
Total Net												
Total Net - CIT - Rounded												
Total Net - PIT - Rounded												
Total Net - Rounded												
	Share of cost	\$ million					Total Without Tax exempt and partnerhsips		Share of cost			
		2017	2018	Total	Total adjusted for share	Partnerhsips only				2017	2018	Total
Tier 1 - CIT							Tier 1 - CIT					
Tier 1 - PIT							Tier 1 - PIT					
Tier 2 - CIT							Tier 2 - CIT					
Tier 2 - PIT							Tier 2 - PIT					
Total Gross - CIT							Total Gross - CIT					
Total Gross - PIT							Total Gross - PIT					
Income Inclusion - CIT							Income Inclusion - CIT					
Income Inclusion - PIT							Income Inclusion - PIT					
Total Net - CIT							Total Net - CIT					
Total Net - PIT							Total Net - PIT					
Total Net							Total Net					
Total Net - CIT - Rounded							Total Net - CIT - Rounded					
Total Net - PIT - Rounded							Total Net - PIT - Rounded					
Total Net - Rounded							Total Net - Rounded					
	Share of cost	\$ million					Total Without Tax exempt and partnerhsips		Share of cost			
		2017	2018	Total	Total adjusted for share	Partnerhsips only				2017	2018	Total
							1					
							1					

Total Gross - CIT	
Total Gross - PIT	
Income Inclusion - CIT	
Income Inclusion - PIT	
Total Net - CIT	
Total Net - PIT	
Total Net	
Total Net - CIT - Rounded	
Total Net - PIT - Rounded	
Total Net - Rounded	

Total Gross - CIT	
Total Gross - PIT	
Income Inclusion - CIT	
Income Inclusion - PIT	
Total Net - CIT	
Total Net - PIT	
Total Net	
Total Net - CIT - Rounded	
Total Net - PIT - Rounded	
Total Net - Rounded	

	Share of cost	\$ million						Share of cost		
						Total Without Tax exempt and partnerhsips				
		2017	2018	Total	Total adjusted for share	Partnerhsips only		2017	2018	Total
Tier 1 - CIT							Tier 1 - CIT			
Tier 1 - PIT							Tier 1 - PIT			
Tier 2 - CIT							Tier 2 - CIT			
Tier 2 - PIT							Tier 2 - PIT			
Total Gross - CIT							Total Gross - CIT			
Total Gross - PIT							Total Gross - PIT			
Income Inclusion - CIT							Income Inclusion - CIT			
Income Inclusion - PIT							Income Inclusion - PIT			
Total Net - CIT							Total Net - CIT			
Total Net - PIT							Total Net - PIT			
Total Net							Total Net			
Total Net - CIT - Rounded							Total Net - CIT - Rounded			
Total Net - PIT - Rounded							Total Net - PIT - Rounded			
Total Net - Rounded							Total Net - Rounded			

	Share of cost	\$ million						Share of cost		
		Total Without Tax exempt and partnerhsips								
		2017	2018	Total	Total adjusted for share	Partnerhsips only		2017	2018	Total
Tier 1 - CIT							Tier 1 - CIT			
Tier 1 - PIT							Tier 1 - PIT			
Tier 2 - CIT							Tier 2 - CIT			
Tier 2 - PIT							Tier 2 - PIT			

Total Gross - CIT	Total Gross - CIT
Total Gross - PIT	Total Gross - PIT

s.69(1)(g) re: (d)
s.69(1)(g) re: (e)

Income Inclusion - CIT
Income Inclusion - PIT

Total Net - CIT
Total Net - PIT
Total Net

Total Net - CIT - Rounded
Total Net - PIT - Rounded
Total Net - Rounded

Income Inclusion - CIT
Income Inclusion - PIT

Total Net - CIT
Total Net - PIT
Total Net

Total Net - CIT - Rounded
Total Net - PIT - Rounded
Total Net - Rounded

	Share of cost	\$ million					Total Without Tax exempt and partnerhsips
		2017	2018	Total	Total adjusted for share	Partnerhsips only	
Tier 1 - CIT							
Tier 1 - PIT							
Tier 2 - CIT							
Tier 2 - PIT							
Total Gross - CIT							
Total Gross - PIT							
Income Inclusion - CIT							
Income Inclusion - PIT							
Total Net - CIT							
Total Net - PIT							
Total Net							
Total Net - CIT - Rounded							
Total Net - PIT - Rounded							
Total Net - Rounded							

	Share of cost	2017	2018	Total
Tier 1 - CIT				
Tier 1 - PIT				
Tier 2 - CIT				
Tier 2 - PIT				
Total Gross - CIT				
Total Gross - PIT				
Income Inclusion - CIT				
Income Inclusion - PIT				
Total Net - CIT				
Total Net - PIT				
Total Net				
Total Net - CIT - Rounded				
Total Net - PIT - Rounded				
Total Net - Rounded				

	Share of cost	\$ million					Total Without Tax exempt and partnerhsips
		2017	2018	Total	Total adjusted for share	Partnerhsips only	partnerhsips
Tier 1 - CIT							
Tier 1 - PIT							
Tier 2 - CIT							
Tier 2 - PIT							
Total Gross - CIT							
Total Gross - PIT							
Income Inclusion - CIT							
Income Inclusion - PIT							
Total Net - CIT							
Total Net - PIT							
Total Net							
Total Net - CIT - Rounded							
Total Net - PIT - Rounded							
Total Net - Rounded							

	Share of cost	2017	2018	Total
Tier 1 - CIT				
Tier 1 - PIT				
Tier 2 - CIT				
Tier 2 - PIT				
Total Gross - CIT				
Total Gross - PIT				
Income Inclusion - CIT				
Income Inclusion - PIT				
Total Net - CIT				
Total Net - PIT				
Total Net				
Total Net - CIT - Rounded				
Total Net - PIT - Rounded				
Total Net - Rounded				

	Share of cost	\$ million					Total Without Tax exempt and partnerhsips		Share of cost			
		2017	2018	Total	Total adjusted for share	Partnerhsips only				2017	2018	Total
Tier 1 - CIT							Tier 1 - CIT					
Tier 1 - PIT							Tier 1 - PIT					
Tier 2 - CIT							Tier 2 - CIT					
Tier 2 - PIT							Tier 2 - PIT					
Total Gross - CIT							Total Gross - CIT					
Total Gross - PIT							Total Gross - PIT					
Income Inclusion - CIT							Income Inclusion - CIT					
Income Inclusion - PIT							Income Inclusion - PIT					
Total Net - CIT							Total Net - CIT					
Total Net - PIT							Total Net - PIT					
Total Net							Total Net					
Total Net - CIT - Rounded							Total Net - CIT - Rounded					
Total Net - PIT - Rounded							Total Net - PIT - Rounded					
Total Net - Rounded							Total Net - Rounded					

	Share of cost	\$ million					Total Without Tax exempt and partnerhsips		Share of cost			
		2017	2018	Total	Total adjusted for share	Partnerhsips only				2017	2018	Total
Tier 1 - CIT							Tier 1 - CIT					
Tier 1 - PIT							Tier 1 - PIT					
Tier 2 - CIT							Tier 2 - CIT					
Tier 2 - PIT							Tier 2 - PIT					
Total Gross - CIT							Total Gross - CIT					
Total Gross - PIT							Total Gross - PIT					
Income Inclusion - CIT							Income Inclusion - CIT					
Income Inclusion - PIT							Income Inclusion - PIT					
Total Net - CIT							Total Net - CIT					
Total Net - PIT							Total Net - PIT					
Total Net							Total Net					
Total Net - CIT - Rounded							Total Net - CIT - Rounded					
Total Net - PIT - Rounded							Total Net - PIT - Rounded					
Total Net - Rounded							Total Net - Rounded					

s.69(1)(g) re: (d)
s.69(1)(g) re: (e)

Total Without Tax exempt and partnerhsips		Share of cost		\$ million				Total Without Tax exempt and partnerhsips	
Total adjusted for sl	Partnerhsips only			2017	2018	Total	Total adjusted for share	Partnerhsips only	
	Tier 1 - CIT								
	Tier 1 - PIT								
	Tier 2 - CIT								
	Tier 2 - PIT								
	Total Gross - CIT								
	Total Gross - PIT								
	Income Inclusion - CIT								
	Income Inclusion - PIT								
	Total Net - CIT								
	Total Net - PIT								
	Total Net								
	Total Net - CIT - Rounded								
	Total Net - PIT - Rounded								
	Total Net - Rounded								

s.69(1)(g) re: (d)

s.69(1)(g) re: (e)

\$ million		Share of cost	\$ million					Total Without Tax exempt and partnerhsips
Total adjusted for sl Partnerhsips only	Total Without Tax exempt and partnerhsips		2017	2018	Total	Total adjusted for share	Partnerhsips only	
	Tier 1 - CIT							
	Tier 1 - PIT							
	Tier 2 - CIT							
	Tier 2 - PIT							
	Total Gross - CIT							
	Total Gross - PIT							
	Income Inclusion - CIT							
	Income Inclusion - PIT							
	Total Net - CIT							
	Total Net - PIT							
	Total Net							
	Total Net - CIT - Rounded							
	Total Net - PIT - Rounded							
	Total Net - Rounded							

\$ million		Share of cost	\$ million					Total Without Tax exempt and partnerhsips
Total adjusted for sl Partnerhsips only	Total Without Tax exempt and partnerhsips		2017	2018	Total	Total adjusted for share	Partnerhsips only	
	Tier 1 - CIT							
	Tier 1 - PIT							
	Tier 2 - CIT							
	Tier 2 - PIT							
	Total Gross - CIT							
	Total Gross - PIT							
	Income Inclusion - CIT							
	Income Inclusion - PIT							
	Total Net - CIT							
	Total Net - PIT							
	Total Net							
	Total Net - CIT - Rounded							
	Total Net - PIT - Rounded							
	Total Net - Rounded							

\$ million		Share of cost	\$ million					Total Without Tax exempt and partnerhsips	Share of cost			
Total adjusted for sl Partnerhsips only	Total Without Tax exempt and partnerhsips		2017	2018	Total	Total adjusted for share	Partnerhsips only			2017	2018	Total
	Tier 1 - CIT									Tier 1 - CIT		
	Tier 1 - PIT									Tier 1 - PIT		
	Tier 2 - CIT									Tier 2 - CIT		
	Tier 2 - PIT									Tier 2 - PIT		

[illegible]

Tier 1 - CIT
Tier 1 - PIT

Tier 2 - CIT
Tier 2 - PIT

Total Gross - CIT
Total Gross - PIT

Income Inclusion - CIT
Income Inclusion - PIT

Total Net - CIT
Total Net - PIT
Total Net

Total Net - CIT - Rounded
Total Net - PIT - Rounded
Total Net - Rounded

\$ million

Share of cost

\$ million

Share of cost

Total Without Tax
exempt and
partnerhsips

Total adjusted for sl Partnerhsips only

2017

2018

Total

Total adjusted for share

Partnerhsips only

Total Without Tax
exempt and
partnerhsips

2017

2018

Total

Tier 1 - CIT
Tier 1 - PIT

Tier 2 - CIT
Tier 2 - PIT

Total Gross - CIT
Total Gross - PIT

Income Inclusion - CIT
Income Inclusion - PIT

Total Net - CIT
Total Net - PIT
Total Net

Total Net - CIT - Rounded
Total Net - PIT - Rounded
Total Net - Rounded

Tier 1 - CIT
Tier 1 - PIT

Tier 2 - CIT
Tier 2 - PIT

Total Gross - CIT
Total Gross - PIT

Income Inclusion - CIT
Income Inclusion - PIT

Total Net - CIT
Total Net - PIT
Total Net

Total Net - CIT - Rounded
Total Net - PIT - Rounded
Total Net - Rounded

\$ million

Share of cost

\$ million

Share of cost

Total Without Tax
exempt and
partnerhsips

Total adjusted for sl Partnerhsips only

2017

2018

Total

Total adjusted for share

Partnerhsips only

Total Without Tax
exempt and
partnerhsips

2017

2018

Total

Tier 1 - CIT
Tier 1 - PIT

Tier 2 - CIT
Tier 2 - PIT

Total Gross - CIT
Total Gross - PIT

Income Inclusion - CIT
Income Inclusion - PIT

Total Net - CIT
Total Net - PIT
Total Net

Total Net - CIT - Rounded
Total Net - PIT - Rounded
Total Net - Rounded

Tier 1 - CIT
Tier 1 - PIT

Tier 2 - CIT
Tier 2 - PIT

Total Gross - CIT
Total Gross - PIT

Income Inclusion - CIT
Income Inclusion - PIT

Total Net - CIT
Total Net - PIT
Total Net

Total Net - CIT - Rounded
Total Net - PIT - Rounded
Total Net - Rounded

s.69(1)(g) re: (d)
s.69(1)(g) re: (e)

Income Inclusion - CIT
Income Inclusion - PIT

Total Net - CIT
Total Net - PIT
Total Net

Total Net - CIT - Rounded
Total Net - PIT - Rounded
Total Net - Rounded

Income Inclusion - CIT
Income Inclusion - PIT

Total Net - CIT
Total Net - PIT
Total Net

Total Net - CIT - Rounded
Total Net - PIT - Rounded
Total Net - Rounded

\$ million			Share of cost		\$ million					Share of cost				
Total Without Tax exempt and partnerhsips					Total Without Tax exempt and partnerhsips									
Total adjusted for sl Partnerhsips only					2017	2018	Total	Total adjusted for share	Partnerhsips only			2017	2018	Total
Tier 1 - CIT												Tier 1 - CIT		
Tier 1 - PIT												Tier 1 - PIT		
Tier 2 - CIT												Tier 2 - CIT		
Tier 2 - PIT												Tier 2 - PIT		
Total Gross - CIT												Total Gross - CIT		
Total Gross - PIT												Total Gross - PIT		
Income Inclusion - CIT												Income Inclusion - CIT		
Income Inclusion - PIT												Income Inclusion - PIT		
Total Net - CIT												Total Net - CIT		
Total Net - PIT												Total Net - PIT		
Total Net												Total Net		
Total Net - CIT - Rounded												Total Net - CIT - Rounded		
Total Net - PIT - Rounded												Total Net - PIT - Rounded		
Total Net - Rounded												Total Net - Rounded		

\$ million			Share of cost		\$ million					Share of cost				
Total Without Tax exempt and partnerhsips					Total Without Tax exempt and partnerhsips									
Total adjusted for sl Partnerhsips only					2017	2018	Total	Total adjusted for share	Partnerhsips only			2017	2018	Total
Tier 1 - CIT												Tier 1 - CIT		
Tier 1 - PIT												Tier 1 - PIT		
Tier 2 - CIT												Tier 2 - CIT		
Tier 2 - PIT												Tier 2 - PIT		
Total Gross - CIT												Total Gross - CIT		
Total Gross - PIT												Total Gross - PIT		
Income Inclusion - CIT												Income Inclusion - CIT		
Income Inclusion - PIT												Income Inclusion - PIT		
Total Net - CIT												Total Net - CIT		
Total Net - PIT												Total Net - PIT		
Total Net												Total Net		
Total Net - CIT - Rounded												Total Net - CIT - Rounded		
Total Net - PIT - Rounded												Total Net - PIT - Rounded		

s.69(1)(g) re: (d)

s.69(1)(g) re: (e)

Total Net - Rounded											
\$ million			Share of cost			\$ million			Share of cost		
Total Without Tax exempt and partnerhsips						Total Without Tax exempt and partnerhsips					
Total adjusted for sl	Partnerhsips only		2017	2018	Total	Total adjusted for share	Partnerhsips only		2017	2018	Total
		Tier 1 - CIT						Tier 1 - CIT			
		Tier 1 - PIT						Tier 1 - PIT			
		Tier 2 - CIT						Tier 2 - CIT			
		Tier 2 - PIT						Tier 2 - PIT			
		Total Gross - CIT						Total Gross - CIT			
		Total Gross - PIT						Total Gross - PIT			
		Income Inclusion - CIT						Income Inclusion - CIT			
		Income Inclusion - PIT						Income Inclusion - PIT			
		Total Net - CIT						Total Net - CIT			
		Total Net - PIT						Total Net - PIT			
		Total Net						Total Net			
		Total Net - CIT - Rounded						Total Net - CIT - Rounded			
		Total Net - PIT - Rounded						Total Net - PIT - Rounded			
		Total Net - Rounded						Total Net - Rounded			

Total Net - Rounded											
\$ million			Share of cost			\$ million			Share of cost		
Total Without Tax exempt and partnerhsips						Total Without Tax exempt and partnerhsips					
Total adjusted for sl	Partnerhsips only		2017	2018	Total	Total adjusted for share	Partnerhsips only		2017	2018	Total
		Tier 1 - CIT						Tier 1 - CIT			
		Tier 1 - PIT						Tier 1 - PIT			
		Tier 2 - CIT						Tier 2 - CIT			
		Tier 2 - PIT						Tier 2 - PIT			
		Total Gross - CIT						Total Gross - CIT			
		Total Gross - PIT						Total Gross - PIT			
		Income Inclusion - CIT						Income Inclusion - CIT			
		Income Inclusion - PIT						Income Inclusion - PIT			
		Total Net - CIT						Total Net - CIT			
		Total Net - PIT						Total Net - PIT			
		Total Net						Total Net			
		Total Net - CIT - Rounded						Total Net - CIT - Rounded			
		Total Net - PIT - Rounded						Total Net - PIT - Rounded			
		Total Net - Rounded						Total Net - Rounded			

Total Net - Rounded											
\$ million			Share of cost			\$ million			Share of cost		
Total Without Tax exempt and partnerhsips						Total Without Tax exempt and partnerhsips					
Total adjusted for sl	Partnerhsips only		2017	2018	Total	Total adjusted for share	Partnerhsips only		2017	2018	Total
		Tier 1 - CIT						Tier 1 - CIT			
		Tier 1 - PIT						Tier 1 - PIT			
		Tier 2 - CIT						Tier 2 - CIT			

Tier 2 - PIT
Total Gross - CIT
Total Gross - PIT
Income Inclusion - CIT
Income Inclusion - PIT
Total Net - CIT
Total Net - PIT
Total Net
Total Net - CIT - Rounded
Total Net - PIT - Rounded
Total Net - Rounded

Tier 2 - PIT
Total Gross - CIT
Total Gross - PIT
Income Inclusion - CIT
Income Inclusion - PIT
Total Net - CIT
Total Net - PIT
Total Net
Total Net - CIT - Rounded
Total Net - PIT - Rounded
Total Net - Rounded

\$ million	Total Without Tax exempt and partnerhsips
Total adjusted for sl Partnerships only	

s.69(1)(g) re: (d)
s.69(1)(g) re: (e)

|||||

\$ million							\$ million						
				Share of cost						Share of cost			
		Total Without Tax exempt and partnerhsips											
Total adjusted for sl Partnerhsips only				2017	2018	Total	Total adjusted for share Partnerhsips only	Total Without Tax exempt and partnerhsips		2017	2018	Total	
		Tier 1 - CIT						Tier 1 - CIT					
		Tier 1 - PIT						Tier 1 - PIT					
		Tier 2 - CIT						Tier 2 - CIT					
		Tier 2 - PIT						Tier 2 - PIT					
		Total Gross - CIT						Total Gross - CIT					
		Total Gross - PIT						Total Gross - PIT					
		Income Inclusion - CIT						Income Inclusion - CIT					
		Income Inclusion - PIT						Income Inclusion - PIT					
		Total Net - CIT						Total Net - CIT					
		Total Net - PIT						Total Net - PIT					
		Total Net						Total Net					
		Total Net - CIT - Rounded						Total Net - CIT - Rounded					
		Total Net - PIT - Rounded						Total Net - PIT - Rounded					
		Total Net - Rounded						Total Net - Rounded					
\$ million		Total Without Tax exempt and partnerhsips											
Total adjusted for sl Partnerhsips only													

s.69(1)(g) re: (d)
s.69(1)(g) re: (e)

\$ million															
		Share of cost		\$ million				Share of cost							
Total Without Tax exempt and partnerhsips				Total Without Tax exempt and partnerhsips											
Total adjusted for sl Partnerships only		2017	2018	Total	Total adjusted for share	Partnerships only		2017	2018	Total		2017	2018	Total	
	Tier 1 - CIT														
	Tier 1 - PIT														
	Tier 2 - CIT														
	Tier 2 - PIT														
	Total Gross - CIT														
	Total Gross - PIT														
	Income Inclusion - CIT														
	Income Inclusion - PIT														
	Total Net - CIT														
	Total Net - PIT														
	Total Net														
	Total Net - CIT - Rounded														
	Total Net - PIT - Rounded														
	Total Net - Rounded														
\$ million															
Total Without Tax exempt and partnerhsips															
Total adjusted for sl Partnerships only															

s.69(1)(g) re: (d)
s.69(1)(g) re: (e)

\$ million		Share of cost	\$ million					
Total adjusted for sl Partnerships only	Total Without Tax exempt and partnerships		2017	2018	Total	Total adjusted for share	Partnerships only	Total Without Tax exempt and partnerships
	Tier 1 - CIT							
	Tier 1 - PIT							
	Tier 2 - CIT							
	Tier 2 - PIT							
	Total Gross - CIT							
	Total Gross - PIT							
	Income Inclusion - CIT							
	Income Inclusion - PIT							
	Total Net - CIT							
	Total Net - PIT							
	Total Net							
	Total Net - CIT - Rounded							
	Total Net - PIT - Rounded							
	Total Net - Rounded							

\$ million		Share of cost	\$ million					
Total adjusted for sl Partnerships only	Total Without Tax exempt and partnerships		2017	2018	Total	Total adjusted for share	Partnerships only	Total Without Tax exempt and partnerships
	Tier 1 - CIT							
	Tier 1 - PIT							
	Tier 2 - CIT							
	Tier 2 - PIT							
	Total Gross - CIT							
	Total Gross - PIT							
	Income Inclusion - CIT							
	Income Inclusion - PIT							
	Total Net - CIT							
	Total Net - PIT							
	Total Net							
	Total Net - CIT - Rounded							
	Total Net - PIT - Rounded							
	Total Net - Rounded							

s.69(1)(g) re: (d)

s.69(1)(g) re: (e)

\$ million		
		Total Without Tax exempt and partnerships
Total adjusted for share	Partnerships only	

s.69(1)(g) re: (d)
s.69(1)(g) re: (e)



\$ million		
		Total Without Tax exempt and partnerhsips
Total adjusted for share	Partnerhsips only	

s.69(1)(g) re: (d)
s.69(1)(g) re: (e)

\$ million		
		Total Without Tax exempt and partnerships
Total adjusted for share	Partnerships only	

s.69(1)(g) re: (d)
s.69(1)(g) re: (e)

\$ million		
		Total Without Tax exempt and partnerships
Total adjusted for share	Partnerships only	

.....

\$ million		
		Total Without Tax exempt and partnerships
Total adjusted for share	Partnerships only	

s.69(1)(g) re: (d)

s.69(1)(g) re: (e)

Total Net - Rounded						
\$ million	Total Without Tax exempt and partnerships	Share of cost	\$ million			
Total adjusted for share	Partnerships only		2017	2018	Total	Total Without Tax exempt and partnerships
		Tier 1 - CIT				Tier 1 - CIT
		Tier 1 - PIT				Tier 1 - PIT
		Tier 2 - CIT				Tier 2 - CIT
		Tier 2 - PIT				Tier 2 - PIT
		Total Gross - CIT				Total Gross - CIT
		Total Gross - PIT				Total Gross - PIT
		Income Inclusion - CIT				Income Inclusion - CIT
		Income Inclusion - PIT				Income Inclusion - PIT
		Total Net - CIT				Total Net - CIT
		Total Net - PIT				Total Net - PIT
		Total Net				Total Net
		Total Net - CIT - Rounded				Total Net - CIT - Rounded
		Total Net - PIT - Rounded				Total Net - PIT - Rounded
		Total Net - Rounded				Total Net - Rounded

s.69(1)(g) re: (d)

Tier 2 - PIT	
Total Gross - CIT	
Total Gross - PIT	
Income Inclusion - CIT	
Income Inclusion - PIT	
Total Net - CIT	
Total Net - PIT	
Total Net	
Total Net - CIT - Rounded	
Total Net - PIT - Rounded	
Total Net - Rounded	

Tier 2 - PIT	
Total Gross - CIT	
Total Gross - PIT	
Income Inclusion - CIT	
Income Inclusion - PIT	
Total Net - CIT	
Total Net - PIT	
Total Net	
Total Net - CIT - Rounded	
Total Net - PIT - Rounded	
Total Net - Rounded	

s.69(1)(g) re: (d)
s.69(1)(g) re: (e)

\$ million			Share of cost			\$ million			Share of cost			\$ million						
Total adjusted for share	Total Without Tax exempt and partnerhsips	Partnerhsips only	Tier 1 - CIT	Tier 1 - PIT	Tier 2 - CIT	Tier 2 - PIT	Total	Total adjusted for share	Partnerhsips only	Total Without Tax exempt and partnerhsips	Tier 1 - CIT	Tier 1 - PIT	Tier 2 - CIT	Tier 2 - PIT	Total	Total adjusted for share	Partnerhsips only	Total Without Tax exempt and partnerhsips
																</		

s.69(1)(g) re: (d)
s.69(1)(g) re: (e)

Pages 1186 to / à 1252

are duplicates

sont des duplicatas

Revenue Drop	Period 4	Period 5	Period 6	Period 7
Timing	June 7 - July 4	July 5 - Aug 1	Aug 2 - Aug 29	Aug 30 - Sep 26

Total				
-------	--	--	--	--

Revenue Drop	Period 4	Period 5	Period 6	Period 7
Timing	June 7 - July 4	July 5 - Aug 1	Aug 2 - Aug 29	Aug 30 - Sep 26

Total	
-------	--

Revenue Drop	Period 4	Period 5	Period 6	Period 7	Period 8
Timing	June 7 - July 4	July 5 - Aug 1	Aug 2 - Aug 29	Aug 30 - Sep 26	Sept 27 - Oct 24

Total	
-------	--

Revenue Drop	Period 4	Period 5	Period 6	Period 7
Timing	June 7 - July 4	July 5 - Aug 1	Aug 2 - Aug 29	Aug 30 - Sep 26

Total	
-------	--

Revenue Drop	Period 4	Period 5	Period 6	Period 7
Timing	June 7 - July 4	July 5 - Aug 1	Aug 2 - Aug 29	Aug 30 - Sep 26

Revenue Drop	Period 4	Period 5	Period 6	Period 7
Timing	June 7 - July 4	July 5 - Aug 1	Aug 2 - Aug 29	Aug 30 - Sep 26

Total	5,983	9,387	9,494	6,434
-------	-------	-------	-------	-------

Revenue Drop	Period 4	Period 5	Period 6	Period 7
Timing	June 7 - July 4	July 5 - Aug 1	Aug 2 - Aug 29	Aug 30 - Sep 26

Total	
-------	--


Revenue Drop	Period 4	Period 5	Period 6	Period 7	Period 8
Timing	June 7 - July 4	July 5 - Aug 1	Aug 2 - Aug 29	Aug 30 - Sep 26	Sept 27 - Oct 24

Total				
-------	--	--	--	--

Revenue Drop	Period 4	Period 5	Period 6	Period 7
Timing	June 7 - July 4	July 5 - Aug 1	Aug 2 - Aug 29	Aug 30 - Sep 26

Total	
-------	--

Revenue Drop	Period 4	Period 5	Period 6	Period 7
Timing	June 7 - July 4	July 5 - Aug 1	Aug 2 - Aug 29	Aug 30 - Sep 26



s.18(d)
s.21(1)(b)

Total				

Revenue Drop	Period 4	Period 5	Period 6	Period 7
Timing	June 7 - July 4	July 5 - Aug 1	Aug 2 - Aug 29	Aug 30 - Sep 26

Total

Revenue Drop	Period 4	Period 5	Period 6	Period 7	Period 8
Timing	June 7 - July 4	July 5 - Aug 1	Aug 2 - Aug 29	Aug 30 - Sep 26	Sept 27 - Oct 24
Total					

Revenue Drop	Period 4	Period 5	Period 6	Period 7
Timing	June 7 - July 4	July 5 - Aug 1	Aug 2 - Aug 29	Aug 30 - Sep 26

Total

Revenue Drop	Period 4	Period 5	Period 6	Period 7	Period 8
Timing	June 7 - July 4	July 5 - Aug 1	Aug 2 - Aug 29	Aug 30 - Sep 26	Sept 27 - Oct 24
Total					

Total	11,965	9,295	9,150	9,120	
-------	--------	-------	-------	-------	--

Revenue Drop	Period 4	Period 5	Period 6	Period 7
Timing	June 7 - July 4	July 5 - Aug 1	Aug 2 - Aug 29	Aug 30 - Sep 26

Total

Revenue Drop	Period 4	Period 5	Period 6	Period 7	Period 8
Timing	June 7 - July 4	July 5 - Aug 1	Aug 2 - Aug 29	Aug 30 - Sep 26	Sept 27 - Oct 24

Total

Revenue Drop	Period 4	Period 5	Period 6	Period 7
Timing	June 7 - July 4	July 5 - Aug 1	Aug 2 - Aug 29	Aug 30 - Sep 26

Total

--

Revenue Drop	Period 4	Period 5	Period 6	Period 7	Period 8
Timing	June 7 - July 4	July 5 - Aug 1	Aug 2 - Aug 29	Aug 30 - Sep 26	Sept 27 - Oct 24

Total

s.18(d)
s.21(1)(b)

|

Period 5	Period 6	Period 7
----------	----------	----------

0.61363636 0.581395 0.536585
0.38636364 0.418605 0.463415

Average rate

Period 5	Period 6	Period 7
----------	----------	----------

Period 5	Period 6	Period 7
----------	----------	----------

Share of Cost

Period 5	Period 6	Period 7
----------	----------	----------

Period 5	Period 6	Period 7	Period 8
----------	----------	----------	----------

0.36170213 0.367347 0.365385 0.37037
0.63829787 0.632653 0.634615 0.62963

Period 5	Period 6	Period 7	Period 8
----------	----------	----------	----------

48% 40% 32% 16%
18% 15.00% 12% 6%

Period 5	Period 6	Period 7	Period 8
----------	----------	----------	----------

0.173617 0.146939 0.116923 0.059259
0.114894 0.094898 0.076154 0.037778

Period 5	Period 6	Period 7	Period 8
----------	----------	----------	----------

0.60177 0.607595 0.605578 0.610687
0.39823 0.392405 0.394422 0.389313

Period 5	Period 6	Period 7
----------	----------	----------

0.36170213 0.367347 0.365385
0.63829787 0.632653 0.634615

Period 5	Period 6	Period 7
----------	----------	----------

48% 36% 24%
18% 13.50% 9%

Period 5	Period 6	Period 7
----------	----------	----------

0.173617 0.132245 0.087692
0.114894 0.085408 0.057115

Period 5	Period 6	Period 7
----------	----------	----------

0.60177 0.607595 0.605578
0.39823 0.392405 0.394422

	Period 5	Period 6	Period 7
Tier 1	10,475	9,890	6,395
Tier 2	3,820	3,980	2,755

Period 5	Period 6	Period 7
----------	----------	----------

	Period 5	Period 6	Period 7	Period 8
Tier 1	6,455	5,085	3,895	2,140
Tier 2	4,325	3,700	3,115	1,630

	Period 5	Period 6	Period 7
Tier 1	6,400	5820	2615
Tier 2	5,405	5550	2915

Period 5	Period 6	Period 7	Period 8
----------	----------	----------	----------

0.36170213 0.367347 0.365385 0.37037
0.63829787 0.632653 0.634615 0.62963

Period 5	Period 6	Period 7	Period 8
----------	----------	----------	----------

60% 60% 0.32 0.16
23% 23% 12% 0.06

Period 5	Period 6	Period 7	Period 8
----------	----------	----------	----------

0.217021 0.220408 0.116923 0.059259
0.143617 0.142347 0.076154 0.037778

Period 5	Period 6	Period 7	Period 8
----------	----------	----------	----------

0.60177 0.607595 0.605578 0.610687
0.39823 0.392405 0.394422 0.389313

Period 5	Period 6	Period 7	Period 8
----------	----------	----------	----------

0.36 0.37 0.37 0.37
0.64 0.63 0.63 0.63

Period 5	Period 6	Period 7	Period 8
----------	----------	----------	----------

0.48 0.4 0.32 0.16
0.18 0.15 0.12 0.06

Period 5	Period 6	Period 7	Period 8
----------	----------	----------	----------

0.173617 0.146939 0.116923 0.059259
0.114894 0.094898 0.076154 0.037778

Period 5	Period 6	Period 7	Period 8
----------	----------	----------	----------

0.60177 0.607595 0.605578 0.610687
0.39823 0.392405 0.394422 0.389313

Revenue Drop	Period 4	Period 5	Period 6	Period 7	Period 8
Timing	June 7 - July 4	July 5 - Aug 1	Aug 2 - Aug 29	Aug 30 - Sep 26	Sept 27 - Oct 24
Total					

Revenue Drop	Period 4	Period 5	Period 6	Period 7	
Timing	June 7 - July 4	July 5 - Aug 1	Aug 2 - Aug 29	Aug 30 - Sep 26	
Total					

Revenue Drop	Period 4	Period 5	Period 6	Period 7	Period 8
Timing	June 7 - July 4	July 5 - Aug 1	Aug 2 - Aug 29	Aug 30 - Sep 26	Sept 27 - Oct 24
Total					

Revenue Drop	Period 4	Period 5	Period 6	Period 7	Period 8
Timing	June 7 - July 4	July 5 - Aug 1	Aug 2 - Aug 29	Aug 30 - Sep 26	Sept 27 - Oct 24
Total					

	Period 4	Period 5	Period 6	Period 7	Period 8
Timing	June 7 - July 4	July 5 - Aug 1	Aug 2 - Aug 29	Aug 30 - Sep 26	Sept 27 - Oct 24

Furloughed

s.18(d)
s.21(1)(b)

Employed
Total - take up

Total

s.18(d)
s.21(1)(b)

[illegible]

4-week Period		\$ million					
		CEWS 4week	Period 5	Period 6	Period 7	Period 8	Period 9

Share of employee

Total Gross - CIT

Total Gross - PIT

Total Gross

[illegible]

Share of employee

Total Gross - CIT

Total Gross - PIT

Total Gross

	\$ million			
	CEWS 4week	Period 5	Period 6	Period 7

Furloughed employee portion

Gross - CIT

Gross - PIT

CEWS New scheme

Gross - CIT

Gross - PIT

Total Gross - CIT**Total Gross - PIT****Total Gross**

	CEWS 4week	Period 5	Period 6	Period 7
\$ million				

Furloughed employee portion

Gross - CIT

Gross - PIT

CEWS New scheme

s.18(d)

s.21(1)(b)

s.69(1)(g) re: (d)

s.69(1)(g) re: (e)

Total Gross

Total Gross

Total Gross

s.69(1)(g) re: (d)
s.69(1)(g) re: (e)

Furlounged employee portion

Gross - CIT

Gross - PIT

CEWS New scheme

Gross - CIT

Gross - PIT

Total Gross - CIT

Total Gross - PIT

Total Gross

--

	\$ million
--	------------

CEWS 4week Period 5 Period 6 Period 7 Period 8

Furlounged employee portion

Gross - CIT

Gross - PIT

CEWS New scheme

Gross - CIT

Gross - PIT

Total Gross - CIT

Total Gross - PIT

Total Gross

--

--	--

	\$ million
--	------------

CEWS 4week Period 5 Period 6 Period 7

Furlounged employee portion

Gross - CIT

Gross - PIT

CEWS New scheme

Gross - CIT

Gross - PIT

Total Gross - CIT

Total Gross - PIT

Total Gross

=

--

	\$ million
--	------------

s.69(1)(g) re: (d)

s.69(1)(g) re: (e)

		<i>\$ million</i>				
		CEWS 4week	Period 5	Period 6	Period 7	Period 8
<i>Furloughed employee portion</i>						
Gross - CIT						
Gross - PIT						
<i>CEWS New scheme</i>						
Gross - CIT						
Gross - PIT						
Total Gross - CIT						
Total Gross - PIT						
Total Gross						

[illegible]

001264

Furloughed employee portion

Gross - CIT

Gross - PIT

CEWS New scheme

Gross - CIT

Gross - PIT

Total Gross - CIT

Total Gross - PIT

Total Gross

Furloughed employee portion

Gross - CIT

Gross - PIT

CEWS New scheme

Gross - CIT

Gross - PIT

Total Gross - CIT

Total Gross - PIT

Total Gross

Furloughed employee portion

Gross - CIT

Gross - PIT

CEWS New scheme

Gross - CIT

Gross - PIT

Total Gross - CIT

Total Gross - PIT

Total Gross

s.69(1)(g) re: (d)

s.69(1)(g) re: (e)

Effective CIT/PIT tax rate	10%	
Effective CIT tax rate (all corporations)	10%	
Effective CIT reduced tax rate	6%	Taxable PIT
Effective PIT tax rate	22%	64%
Effective partnerships tax rate	14%	

	2016A	2017A	2018A	2019A	2020A	
	SEPHAWE	956	976	1,001	1,024	1,052
Growth from X year to 2020		110.0%	107.9%	105.1%		

	Share of cost	\$ million					Total Without Tax exempt and partnerhsips
		2017	2018	Total	Total adjusted for share	Partnerhsips only	
Tier 1 - CIT							Tier 1 - CIT
Tier 1 - PIT							Tier 1 - PIT
Tier 2 - CIT							Tier 2 - CIT
Tier 2 - PIT							Tier 2 - PIT
Total Gross - CIT							Total Gross - CIT
Total Gross - PIT							Total Gross - PIT
Income Inclusion - CIT							Income Inclusion - CIT
Income Inclusion - PIT							Income Inclusion - PIT
Total Net - CIT							Total Net - CIT
Total Net - PIT							Total Net - PIT
Total Net							Total Net
Total Net - CIT - Rounded							Total Net - CIT - Rounded
Total Net - PIT - Rounded							Total Net - PIT - Rounded
Total Net - Rounded							Total Net - Rounded

	Share of cost	\$ million					Total Without Tax exempt and partnerhsips
		2017	2018	Total	Total adjusted for share	Partnerhsips only	
Tier 1 - CIT							
Tier 1 - PIT							
Tier 2 - CIT							
Tier 2 - PIT							
Total Gross - CIT							
Total Gross - PIT							
Income Inclusion - CIT							
Income Inclusion - PIT							
Total Net - CIT							
Total Net - PIT							
Total Net							
Total Net - CIT - Rounded							
Total Net - PIT - Rounded							
Total Net - Rounded							

	Share of cost	\$ million				
--	---------------	------------	--	--	--	--

	Share of cost	\$ million			
		2017	2018	Total	Total adjusted for sl Partnerhsips only
Tier 1 - CIT					
Tier 1 - PIT					
Tier 2 - CIT					
Tier 2 - PIT					
Total Gross - CIT					
Total Gross - PIT					
Income Inclusion - CIT					
Income Inclusion - PIT					
Total Net - CIT					
Total Net - PIT					
Total Net					
Total Net - CIT - Rounded					
Total Net - PIT - Rounded					
Total Net - Rounded					

	Share of cost	\$ million			
		2017	2018	Total	Total adjusted for sl Partnerhsips only
Tier 1 - CIT					
Tier 1 - PIT					
Tier 2 - CIT					
Tier 2 - PIT					
Total Gross - CIT					
Total Gross - PIT					
Income Inclusion - CIT					
Income Inclusion - PIT					
Total Net - CIT					
Total Net - PIT					
Total Net					
Total Net - CIT - Rounded					
Total Net - PIT - Rounded					
Total Net - Rounded					

s.69(1)(g) re: (d)
s.69(1)(g) re: (e)

	Share of cost	\$ million			
--	---------------	------------	--	--	--

		2017	2018	Total	Total adjusted for share	Partnerhsips only	Total Without Tax exempt and partnerhsips			2017	2018	Total	Total adjusted for sl Partnerhsips only
Tier 1 - CIT								Tier 1 - CIT					
Tier 1 - PIT								Tier 1 - PIT					
Tier 2 - CIT								Tier 2 - CIT					
Tier 2 - PIT								Tier 2 - PIT					
Total Gross - CIT								Total Gross - CIT					
Total Gross - PIT								Total Gross - PIT					
Income Inclusion - CIT								Income Inclusion - CIT					
Income Inclusion - PIT								Income Inclusion - PIT					
Total Net - CIT								Total Net - CIT					
Total Net - PIT								Total Net - PIT					
Total Net								Total Net					
Total Net - CIT - Rounded								Total Net - CIT - Rounded					
Total Net - PIT - Rounded								Total Net - PIT - Rounded					
Total Net - Rounded								Total Net - Rounded					

		2017	2018	Total	Total adjusted for share	Partnerhsips only	Total Without Tax exempt and partnerhsips			2017	2018	Total	Total adjusted for sl Partnerhsips only		
Tier 1 - CIT								Tier 1 - CIT							
Tier 1 - PIT								Tier 1 - PIT							
Tier 2 - CIT								Tier 2 - CIT							
Tier 2 - PIT								Tier 2 - PIT							
Total Gross - CIT								Total Gross - CIT							
Total Gross - PIT								Total Gross - PIT							
Income Inclusion - CIT								Income Inclusion - CIT							
Income Inclusion - PIT								Income Inclusion - PIT							
Total Net - CIT								Total Net - CIT							
Total Net - PIT								Total Net - PIT							
Total Net								Total Net							
Total Net - CIT - Rounded								Total Net - CIT - Rounded							
Total Net - PIT - Rounded								Total Net - PIT - Rounded							
Total Net - Rounded								Total Net - Rounded							

		2017	2018	Total	Total adjusted for share	Partnerhsips only	Total Without Tax exempt and partnerhsips			2017	2018	Total	Total adjusted for sl Partnerhsips only		
Tier 1 - CIT								Tier 1 - CIT							
Tier 1 - PIT								Tier 1 - PIT							
Tier 2 - CIT								Tier 2 - CIT							
Tier 2 - PIT								Tier 2 - PIT							
Total Gross - CIT								Total Gross - CIT							
Total Gross - PIT								Total Gross - PIT							
Income Inclusion - CIT								Income Inclusion - CIT							

s.69(1)(g) re: (d)

s.69(1)(g) re: (e)

Income Inclusion - PIT

Total Net - CIT
Total Net - PIT
Total Net

Total Net - CIT - Rounded
Total Net - PIT - Rounded
Total Net - Rounded

	Share of cost	\$ million					Total Without Tax exempt and partnerhsips
		2017	2018	Total	Total adjusted for share	Partnerhsips only	

Tier 1 - CIT
Tier 1 - PIT

Tier 2 - CIT
Tier 2 - PIT

Total Gross - CIT
Total Gross - PIT

Income Inclusion - CIT
Income Inclusion - PIT

Total Net - CIT
Total Net - PIT
Total Net

Total Net - CIT - Rounded
Total Net - PIT - Rounded
Total Net - Rounded

	Share of cost	\$ million					Total Without Tax exempt and partnerhsips
		2017	2018	Total	Total adjusted for share	Partnerhsips only	

Tier 1 - CIT
Tier 1 - PIT

Tier 2 - CIT
Tier 2 - PIT

Total Gross - CIT
Total Gross - PIT

Income Inclusion - CIT
Income Inclusion - PIT

Total Net - CIT
Total Net - PIT
Total Net

Total Net - CIT - Rounded
Total Net - PIT - Rounded
Total Net - Rounded

	Share of cost	\$ million				
--	---------------	------------	--	--	--	--

Income Inclusion - PIT

Total Net - CIT
Total Net - PIT
Total Net

Total Net - CIT - Rounded
Total Net - PIT - Rounded
Total Net - Rounded

	Share of cost	\$ million					Total Without Tax exempt and partnerhsips
		2017	2018	Total	Total adjusted for sl	Partnerhsips only	

Tier 1 - CIT
Tier 1 - PIT

Tier 2 - CIT
Tier 2 - PIT

Total Gross - CIT
Total Gross - PIT

Income Inclusion - CIT
Income Inclusion - PIT

Total Net - CIT
Total Net - PIT
Total Net

Total Net - CIT - Rounded
Total Net - PIT - Rounded
Total Net - Rounded

	Share of cost	\$ million					Total Without Tax exempt and partnerhsips
		2017	2018	Total	Total adjusted for sl	Partnerhsips only	

Tier 1 - CIT
Tier 1 - PIT

Tier 2 - CIT
Tier 2 - PIT

Total Gross - CIT
Total Gross - PIT

Income Inclusion - CIT
Income Inclusion - PIT

Total Net - CIT
Total Net - PIT
Total Net

Total Net - CIT - Rounded
Total Net - PIT - Rounded
Total Net - Rounded

	Share of cost	\$ million				
--	---------------	------------	--	--	--	--

		2017	2018	Total	Total adjusted for share	Partnerships only	Total Without Tax exempt and partnerships			2017	2018	Total	Total adjusted for sl Partnerships only
Tier 1 - CIT								Tier 1 - CIT					
Tier 1 - PIT								Tier 1 - PIT					
Tier 2 - CIT								Tier 2 - CIT					
Tier 2 - PIT								Tier 2 - PIT					
Total Gross - CIT								Total Gross - CIT					
Total Gross - PIT								Total Gross - PIT					
Income Inclusion - CIT								Income Inclusion - CIT					
Income Inclusion - PIT								Income Inclusion - PIT					
Total Net - CIT								Total Net - CIT					
Total Net - PIT								Total Net - PIT					
Total Net								Total Net					
Total Net - CIT - Rounded								Total Net - CIT - Rounded					
Total Net - PIT - Rounded								Total Net - PIT - Rounded					
Total Net - Rounded								Total Net - Rounded					
Share of cost		\$ million						Share of cost		\$ million			
		2017	2018	Total	Total adjusted for share	Partnerships only	Total Without Tax exempt and partnerships			2017	2018	Total	Total adjusted for sl Partnerships only
Tier 1 - CIT								Tier 1 - CIT					
Tier 1 - PIT								Tier 1 - PIT					
Tier 2 - CIT								Tier 2 - CIT					
Tier 2 - PIT								Tier 2 - PIT					
Total Gross - CIT								Total Gross - CIT					
Total Gross - PIT								Total Gross - PIT					
Income Inclusion - CIT								Income Inclusion - CIT					
Income Inclusion - PIT								Income Inclusion - PIT					
Total Net - CIT								Total Net - CIT					
Total Net - PIT								Total Net - PIT					
Total Net								Total Net					
Total Net - CIT - Rounded								Total Net - CIT - Rounded					
Total Net - PIT - Rounded								Total Net - PIT - Rounded					
Total Net - Rounded								Total Net - Rounded					
Share of cost		\$ million						Share of cost		\$ million			
		2017	2018	Total	Total adjusted for share	Partnerships only	Total Without Tax exempt and partnerships			2017	2018	Total	Total adjusted for sl Partnerships only
Tier 1 - CIT								Tier 1 - CIT					
Tier 1 - PIT								Tier 1 - PIT					
Tier 2 - CIT								Tier 2 - CIT					
Tier 2 - PIT								Tier 2 - PIT					
Total Gross - CIT								Total Gross - CIT					
Total Gross - PIT								Total Gross - PIT					
Total Gross - CIT								Total Gross - CIT					

Total Gross - PIT

Income Inclusion - CIT

Income Inclusion - PIT

Total Net - CIT

Total Net - PIT

Total Net

Total Net - CIT - Rounded

Total Net - PIT - Rounded

Total Net - Rounded

Total Gross - PIT

Income Inclusion - CIT

Income Inclusion - PIT

Total Net - CIT

Total Net - PIT

Total Net

Total Net - CIT - Rounded

Total Net - PIT - Rounded

Total Net - Rounded

	Share of cost	\$ million						Share of cost	\$ million					
		2017	2018	Total	Total adjusted for share	Partnerhsips only	Total Without Tax exempt and partnerhsips			2017	2018	Total	Total adjusted for sl	Partnerhsips only
Tier 1 - CIT								Tier 1 - CIT						
Tier 1 - PIT								Tier 1 - PIT						
Tier 2 - CIT								Tier 2 - CIT						
Tier 2 - PIT								Tier 2 - PIT						
Total Gross - CIT								Total Gross - CIT						
Total Gross - PIT								Total Gross - PIT						
Income Inclusion - CIT								Income Inclusion - CIT						
Income Inclusion - PIT								Income Inclusion - PIT						
Total Net - CIT								Total Net - CIT						
Total Net - PIT								Total Net - PIT						
Total Net								Total Net						
Total Net - CIT - Rounded								Total Net - CIT - Rounded						
Total Net - PIT - Rounded								Total Net - PIT - Rounded						
Total Net - Rounded								Total Net - Rounded						

	Share of cost	\$ million					Total Without Tax exempt and partnerhsips		\$ million					
		2017	2018	Total	Total adjusted for share	Partnerhsips only			2017	2018	Total	Total adjusted for sl	Partnerhsips only	
Tier 1 - CIT							Tier 1 - CIT							
Tier 1 - PIT							Tier 1 - PIT							
Tier 2 - CIT							Tier 2 - CIT							
Tier 2 - PIT							Tier 2 - PIT							
Total Gross - CIT							Total Gross - CIT							
Total Gross - PIT							Total Gross - PIT							
Income Inclusion - CIT							Income Inclusion - CIT							
Income Inclusion - PIT							Income Inclusion - PIT							
Total Net - CIT							Total Net - CIT							
Total Net - PIT							Total Net - PIT							
Total Net							Total Net							
Total Net - CIT - Rounded							Total Net - CIT - Rounded							
Total Net - PIT - Rounded							Total Net - PIT - Rounded							

s.69(1)(g) re: (d)

s.69(1)(g) re: (e)

Total Net - Rounded							Total Net - Rounded								
		Share of cost	\$ million							Share of cost	\$ million				
			2017	2018	Total	Total adjusted for share	Partnerhsips only	Total Without Tax exempt and partnerhsips				2017	2018	Total	Total adjusted for sl Partnerhsips only
Tier 1 - CIT									Tier 1 - CIT						
Tier 1 - PIT									Tier 1 - PIT						
Tier 2 - CIT									Tier 2 - CIT						
Tier 2 - PIT									Tier 2 - PIT						
Total Gross - CIT									Total Gross - CIT						
Total Gross - PIT									Total Gross - PIT						
Income Inclusion - CIT									Income Inclusion - CIT						
Income Inclusion - PIT									Income Inclusion - PIT						
Total Net - CIT									Total Net - CIT						
Total Net - PIT									Total Net - PIT						
Total Net									Total Net						
Total Net - CIT - Rounded			Total Net - CIT - Rounded												
Total Net - PIT - Rounded			Total Net - PIT - Rounded												
Total Net - Rounded			Total Net - Rounded												

s.69(1)(g) re: (d)

s.69(1)(g) re: (e)

Total Without Tax
exempt and
partnerships

Share of cost \$ million

s.69(1)(g) re: (d)
s.69(1)(g) re: (e)

Total Without Tax exempt and partnerhsips								Total Without Tax exempt and partnerhsips
		2017	2018	Total	Total adjusted for share	Partnerhsips only		
	Tier 1 - CIT							
	Tier 1 - PIT							
	Tier 2 - CIT							
	Tier 2 - PIT							
	Total Gross - CIT							
	Total Gross - PIT							
	Income Inclusion - CIT							
	Income Inclusion - PIT							
	Total Net - CIT							
	Total Net - PIT							
	Total Net							
	Total Net - CIT - Rounded							
	Total Net - PIT - Rounded							
	Total Net - Rounded							

		Share of cost		\$ million						Total Without Tax exempt and partnerhsips
Total Without Tax exempt and partnerhsips		2017	2018	Total	Total adjusted for share	Partnerhsips only				
	Tier 1 - CIT									
	Tier 1 - PIT									
	Tier 2 - CIT									
	Tier 2 - PIT									
	Total Gross - CIT									
	Total Gross - PIT									
	Income Inclusion - CIT									
	Income Inclusion - PIT									
	Total Net - CIT									
	Total Net - PIT									
	Total Net									
	Total Net - CIT - Rounded									
	Total Net - PIT - Rounded									
	Total Net - Rounded									

		Share of cost		\$ million							Share of cost		\$ million						
Total Without Tax exempt and partnerhsips				2017	2018	Total	Total adjusted for share	Partnerhsips only	Total Without Tax exempt and partnerhsips			2017	2018	Total	Total adjusted for share	Partnerhsips only	Total Without Tax exempt and partnerhsips		
	Tier 1 - CIT								Tier 1 - CIT										
	Tier 1 - PIT								Tier 1 - PIT										
	Tier 2 - CIT								Tier 2 - CIT										
	Tier 2 - PIT								Tier 2 - PIT										
Total Gross - CIT									Total Gross - CIT										
Total Gross - PIT									Total Gross - PIT										
Income Inclusion - CIT									Income Inclusion - CIT										

s.69(1)(g) re: (d)

s.69(1)(g) re: (e)

Income Inclusion - PIT
Total Net - CIT
Total Net - PIT
Total Net
Total Net - CIT - Rounded
Total Net - PIT - Rounded

	Share of cost	\$ million					
						Partnerships only	Total Without Tax exempt and partnerships
		2017	2018	Total	Total adjusted for share		
Tier 1 - CIT							
Tier 1 - PIT							
Tier 2 - CIT							
Tier 2 - PIT							
Total Gross - CIT							
Total Gross - PIT							
Income Inclusion - CIT							
Income Inclusion - PIT							
Total Net - CIT							
Total Net - PIT							
Total Net							
Total Net - CIT - Rounded							
Total Net - PIT - Rounded							
Total Net - Rounded							

s.69(1)(g) re: (d)
s.69(1)(g) re: (e)

Total Without Tax exempt and partnerhsips							Total Without Tax exempt and partnerhsips				
		2017	2018	Total	Total adjusted for share	Partnerhsips only					
	Tier 1 - CIT										
	Tier 1 - PIT										
	Tier 2 - CIT										
	Tier 2 - PIT										
Total Gross - CIT											
Total Gross - PIT											
Income Inclusion - CIT											
Income Inclusion - PIT											
Total Net - CIT											
Total Net - PIT											
Total Net											
Total Net - CIT - Rounded											
Total Net - PIT - Rounded											
Total Net - Rounded											

		Share of cost	\$ million					Share of cost	\$ million						
Total Without Tax exempt and partnerships			2017	2018	Total	Total adjusted for share	Partnrerhsips only	Total Without Tax exempt and partnerships		2017	2018	Total	Total adjusted for share	Partnrerhsips only	Total Without Tax exempt and partnerships
	Tier 1 - CIT							Tier 1 - CIT							
	Tier 1 - PIT							Tier 1 - PIT							
	Tier 2 - CIT							Tier 2 - CIT							
	Tier 2 - PIT							Tier 2 - PIT							
Total Gross - CIT								Total Gross - CIT							
Total Gross - PIT								Total Gross - PIT							
Income Inclusion - CIT								Income Inclusion - CIT							
Income Inclusion - PIT								Income Inclusion - PIT							
Total Net - CIT								Total Net - CIT							
Total Net - PIT								Total Net - PIT							
Total Net								Total Net							
Total Net - CIT - Rounded								Total Net - CIT - Rounded							
Total Net - PIT - Rounded								Total Net - PIT - Rounded							
Total Net - Rounded								Total Net - Rounded							

		Share of cost	\$ million					
Total Without Tax exempt and partnerships			2017	2018	Total	Total adjusted for share	Partnerships only	Total Without Tax exempt and partnerships
	Tier 1 - CIT							
	Tier 1 - PIT							
	Tier 2 - CIT							
	Tier 2 - PIT							

s.69(1)(g) re: (d)
s.69(1)(g) re: (e)

Total Gross - PIT

Income Inclusion - CIT

Income Inclusion - PIT

Total Net - CIT

Total Net - PIT

Total Net

Total Net - CIT - Rounded

Total Net - PIT - Rounded

Total Net - Rounded

		Share of cost	\$ million					Total Without Tax exempt and partnerhsips	Share of cost	\$ million					Total Without Tax exempt and partnerhsips
Total Without Tax exempt and partnerhsips			2017	2018	Total	Total adjusted for share	Partnerhsips only			2017	2018	Total	Total adjusted for share	Partnerhsips only	
	Tier 1 - CIT							Tier 1 - CIT							
	Tier 1 - PIT							Tier 1 - PIT							
	Tier 2 - CIT							Tier 2 - CIT							
	Tier 2 - PIT							Tier 2 - PIT							
Total Gross - CIT								Total Gross - CIT							
Total Gross - PIT								Total Gross - PIT							
Income Inclusion - CIT								Income Inclusion - CIT							
Income Inclusion - PIT								Income Inclusion - PIT							
Total Net - CIT								Total Net - CIT							
Total Net - PIT								Total Net - PIT							
Total Net								Total Net							
Total Net - CIT - Rounded								Total Net - CIT - Rounded							
Total Net - PIT - Rounded								Total Net - PIT - Rounded							
Total Net - Rounded								Total Net - Rounded							

		Share of cost	\$ million					Total Without Tax exempt and partnerhsips	Share of cost	\$ million					Total Without Tax exempt and partnerhsips
Total Without Tax exempt and partnerhsips			2017	2018	Total	Total adjusted for share	Partnerhsips only			2017	2018	Total	Total adjusted for share	Partnerhsips only	
	Tier 1 - CIT							Tier 1 - CIT							
	Tier 1 - PIT							Tier 1 - PIT							
	Tier 2 - CIT							Tier 2 - CIT							
	Tier 2 - PIT							Tier 2 - PIT							
Total Gross - CIT								Total Gross - CIT							
Total Gross - PIT								Total Gross - PIT							
Income Inclusion - CIT								Income Inclusion - CIT							
Income Inclusion - PIT								Income Inclusion - PIT							
Total Net - CIT								Total Net - CIT							
Total Net - PIT								Total Net - PIT							
Total Net								Total Net							
Total Net - CIT - Rounded								Total Net - CIT - Rounded							
Total Net - PIT - Rounded								Total Net - PIT - Rounded							

s.69(1)(g) re: (d)

s.69(1)(g) re: (e)

Total Net - Rounded								Total Net - Rounded								
		Share of cost		\$ million						Share of cost		\$ million				
Total Without Tax exempt and partnerships			2017	2018	Total	Total adjusted for share	Partnerhsips only	Total Without Tax exempt and partnerships			2017	2018	Total	Total adjusted for share	Partnerhsips only	Total Without Tax exempt and partnerships
	Tier 1 - CIT							Tier 1 - CIT								
	Tier 1 - PIT							Tier 1 - PIT								
	Tier 2 - CIT							Tier 2 - CIT								
	Tier 2 - PIT							Tier 2 - PIT								
	Total Gross - CIT							Total Gross - CIT								
	Total Gross - PIT							Total Gross - PIT								
	Income Inclusion - CIT							Income Inclusion - CIT								
	Income Inclusion - PIT							Income Inclusion - PIT								
	Total Net - CIT							Total Net - CIT								
	Total Net - PIT							Total Net - PIT								
	Total Net							Total Net								
	Total Net - CIT - Rounded							Total Net - CIT - Rounded								
	Total Net - PIT - Rounded							Total Net - PIT - Rounded								
	Total Net - Rounded							Total Net - Rounded								

s.69(1)(g) re: (d)
s.69(1)(g) re: (e)

Effective CIT/PIT tax rate	10%	
Effective CIT tax rate (all corporations)	10%	
Effective CIT reduced tax rate	6%	Taxable PIT
Effective PIT tax rate	22%	64%
Effective partnerships tax rate	14%	

	2016A	2017A	2018A	2019A	2020A	
SEPHAWE	956	976	1,001	1,024	1,052	
Growth from X year to 2020	110.0%	107.9%	105.1%			

	Share of cost	\$ million					Total Without Tax exempt and partnerships
		2017	2018	Total	Total adjusted for share	Partnerhsips only	
.							
.							
.							
.							

Total Gross - CIT
Total Gross - PIT

Income Inclusion - CIT
Income Inclusion - PIT

Total Net - CIT
Total Net - PIT
Total Net

Total Net - CIT - Rounded
Total Net - PIT - Rounded
Total Net - Rounded

	Share of cost	\$ million					Total Without Tax exempt and partnerships
		2017	2018	Total	Total adjusted for share	Partnerhsips only	

Total Gross - CIT
Total Gross - PIT

Income Inclusion - CIT
Income Inclusion - PIT

Total Net - CIT
Total Net - PIT
Total Net

Total Net - CIT - Rounded
Total Net - PIT - Rounded
Total Net - Rounded

	Share of cost	\$ million		Share of cost	\$ million
--	---------------	------------	--	---------------	------------

s.69(1)(g) re: (d)
s.69(1)(g) re: (e)

Pages 1281 to / à 1339
are duplicates
sont des duplicatas

	Jan-2020	Feb-2020	Mar-2020	Apr-2020	May-2020	Jun-2020	Jul-2020	Aug-2020	Sep-2020	Oct-2020	Nov-2020	Dec-2020

4-week Period				\$ million								
				CEWS 4week	Period 5	Period 6	Period 7	Period 8	Period 9			

Total Gross - CIT

Total Gross - PIT

Total Gross

				CEWS 4week	Period 5	Period 6	Period 7	Period 8	Period 9
--	--	--	--	------------	----------	----------	----------	----------	----------

Total Gross - CIT

Total Gross - PIT

Total Gross

				\$ million								
				CEWS 4week	Period 5	Period 6	Period 7					

Furloughed employee portion

Gross - CIT

Gross - PIT

CEWS New scheme

Gross - CIT

Gross - PIT

Total Gross - CIT

Total Gross - PIT

Total Gross

--	--

				\$ million								
				CEWS 4week	Period 5	Period 6	Period 7					

Furloughed employee portion

Gross - CIT

Gross - PIT

CEWS New scheme

Gross - CIT

Gross - PIT

Total Gross - CIT

Total Gross - PIT

Total Gross

s.18(d)

s.21(1)(b)

s.69(1)(g) re: (d)

s.69(1)(g) re: (e)

		\$ million				
		CEWS 4week	Period 5	Period 6	Period 7	Period 8
Furlounged employee portion						
Gross - CIT						
Gross - PIT						
CEWS New scheme						
Gross - CIT						
Gross - PIT						
Total Gross - CIT		=				
Total Gross - PIT						
Total Gross						

		\$ million			
		CEWS 4week	Period 5	Period 6	Period 7
Furlounged employee portion					
Gross - CIT					
Gross - PIT					
CEWS New scheme					
Gross - CIT					
Gross - PIT					
Total Gross - CIT		=			
Total Gross - PIT					
Total Gross					

		\$ million				
		CEWS 4week	Period 5	Period 6	Period 7	Period 8
Furlounged employee portion						
Gross - CIT						
Gross - PIT						
CEWS New scheme						
Gross - CIT						
Gross - PIT						
Total Gross - CIT		=				
Total Gross - PIT						
Total Gross						

s.69(1)(g) re: (d)
s.69(1)(g) re: (e)

			\$ million		
				CEWS 4week	Period 5
				Period 6	Period 7
					Period 8
Furloughed employee portion					
Gross - CIT					
Gross - PIT					
CEWS New scheme					
Gross - CIT					
Gross - PIT					
Total Gross - CIT					
Total Gross - PIT					
Total Gross					

			\$ million			
				CEWS 4week	Period 5	Period 6
Furloughed employee portion						
Gross - CIT						
Gross - PIT						
CEWS New scheme						
Gross - CIT						
Gross - PIT						
Total Gross - CIT			=			
Total Gross - PIT						
Total Gross						

[illegible]

	\$ million						
		CEWS 4week	Period 5	Period 6	Period 7	Period 8	
Furloughed employee portion							
Gross - CIT							
Gross - PIT							

s.69(1)(g) re: (e)

Total Gross**Total Gross****Total Gross****Total Gross - PIT**

001343

Total Gross

	CEWS 4week	Period 5	Period 6	Period 7	Period 8	Period 9	Period 10
<i>Furloughed employee portion</i>							
Gross - CIT							
Gross - PIT							
<i>CEWS New scheme</i>							
Gross - CIT							
Gross - PIT							
Total Gross - CIT							
Total Gross - PIT							
Total Gross							

		<i>\$ million</i>						
			CEWS 4week	Period 5	Period 6	Period 7	Period 8	
<i>Furloughed employee portion</i>								
Gross - CIT								
Gross - PIT								
<i>CEWS New scheme</i>								
Gross - CIT								
Gross - PIT								
Total Gross - CIT								
Total Gross - PIT								
Total Gross								

	\$ million		
	Period 1	Period 2	Period 3
<i>Furloughed employee portion</i>			
Gross - CIT			
Gross - PIT			
<i>CEWS New scheme</i>			
Gross - CIT			
Gross - PIT			
Total Gross - CIT			
Total Gross - PIT			
Total Gross			

s.69(1)(g) re: (d)

s.69(1)(g) re: (e)

	\$ million						
	CEWS 4week	Period 5	Period 6	Period 7	Period 8	Period 9	Period 10
Furlounged employee portion							
Gross - CIT							
Gross - PIT							
CEWS New scheme							
Gross - CIT							
Gross - PIT							
Total Gross - CIT			=				
Total Gross - PIT							
Total Gross							

	\$ million						
	CEWS 4week	Period 5	Period 6	Period 7	Period 8	Period 9	Period 10
Furlounged employee portion							
Gross - CIT							
Gross - PIT							
CEWS New scheme							
Gross - CIT							
Gross - PIT							
Total Gross - CIT			=				
Total Gross - PIT							
Total Gross							

	\$ million						
	CEWS 4week	Period 5	Period 6	Period 7	Period 8	Period 9	Period 10
Furlounged employee portion							
Gross - CIT							
Gross - PIT							
CEWS New scheme							
Gross - CIT							
Gross - PIT							
Total Gross - CIT			=				
Total Gross - PIT							
Total Gross							

	\$ million						
	CEWS 4week	Period 5	Period 6	Period 7	Period 8	Period 9	Period 10
Furlounged employee portion							
Gross - CIT							

s.69(1)(g) re: (d)
s.69(1)(g) re: (e)

Total Gross

CEWS 4week	Period 5	Period 6	Period 7	Period 8	Period 9	Period 10
------------	----------	----------	----------	----------	----------	-----------

Total Gross

CEWS 4week	Period 5	Period 6	Period 7	Period 8	Period 9	Period 10
------------	----------	----------	----------	----------	----------	-----------

Total Gross

Effective CIT/PIT tax rate	10%	
Effective CIT tax rate (all corporations)	10%	
Effective CIT reduced tax rate	6%	Taxable PIT
Effective PIT tax rate	22%	64%
Effective partnerships tax rate	14%	

	2016A	2017A	2018A	2019A	2020A	
SEPHAWE	956	976	1,001	1,024	1,052	
Growth from X year to 2020	110.0%	107.9%	105.1%			

	Share of cost	\$ million					Total Without Tax exempt and partnerhsips		Share of cost	\$ million			
		2017	2018	Total	Total adjusted for share	Partnerhsips only				2017	2018	Total	Total adjusted for sl
Tier 1 - CIT								Tier 1 - CIT					
Tier 1 - PIT								Tier 1 - PIT					
Tier 2 - CIT								Tier 2 - CIT					
Tier 2 - PIT								Tier 2 - PIT					
Total Gross - CIT								Total Gross - CIT					
Total Gross - PIT								Total Gross - PIT					
Income Inclusion - CIT								Income Inclusion - CIT					
Income Inclusion - PIT								Income Inclusion - PIT					
Total Net - CIT								Total Net - CIT					
Total Net - PIT								Total Net - PIT					
Total Net								Total Net					
Total Net - CIT - Rounded								Total Net - CIT - Rounded					
Total Net - PIT - Rounded								Total Net - PIT - Rounded					
Total Net - Rounded								Total Net - Rounded					

	Share of cost	\$ million					Total Without Tax exempt and partnerhsips
		2017	2018	Total	Total adjusted for share	Partnerhsips only	
Tier 1 - CIT							
Tier 1 - PIT							
Tier 2 - CIT							
Tier 2 - PIT							
Total Gross - CIT							
Total Gross - PIT							
Income Inclusion - CIT							
Income Inclusion - PIT							
Total Net - CIT							
Total Net - PIT							
Total Net							
Total Net - CIT - Rounded							
Total Net - PIT - Rounded							

s.69(1)(g) re: (d)
s.69(1)(g) re: (e)

Total Net - Rounded

	Share of cost	\$ million					Total Without Tax exempt and partnerhsips		Share of cost	\$ million			
		2017	2018	Total	Total adjusted for share	Partnerhsips only				2017	2018	Total	Total adjusted for sl
Tier 1 - CIT								Tier 1 - CIT					
Tier 1 - PIT								Tier 1 - PIT					
Tier 2 - CIT								Tier 2 - CIT					
Tier 2 - PIT								Tier 2 - PIT					
Total Gross - CIT								Total Gross - CIT					
Total Gross - PIT								Total Gross - PIT					
Income Inclusion - CIT								Income Inclusion - CIT					
Income Inclusion - PIT								Income Inclusion - PIT					
Total Net - CIT								Total Net - CIT					
Total Net - PIT								Total Net - PIT					
Total Net								Total Net					
Total Net - CIT - Rounded								Total Net - CIT - Rounded					
Total Net - PIT - Rounded								Total Net - PIT - Rounded					
Total Net - Rounded								Total Net - Rounded					

	Share of cost	\$ million					Total Without Tax exempt and partnerhsips		Share of cost	\$ million			
		2017	2018	Total	Total adjusted for share	Partnerhsips only				2017	2018	Total	Total adjusted for sl
Tier 1 - CIT								Tier 1 - CIT					
Tier 1 - PIT								Tier 1 - PIT					
Tier 2 - CIT								Tier 2 - CIT					
Tier 2 - PIT								Tier 2 - PIT					
Total Gross - CIT								Total Gross - CIT					
Total Gross - PIT								Total Gross - PIT					
Income Inclusion - CIT								Income Inclusion - CIT					
Income Inclusion - PIT								Income Inclusion - PIT					
Total Net - CIT								Total Net - CIT					
Total Net - PIT								Total Net - PIT					
Total Net								Total Net					
Total Net - CIT - Rounded								Total Net - CIT - Rounded					
Total Net - PIT - Rounded								Total Net - PIT - Rounded					
Total Net - Rounded								Total Net - Rounded					

	Share of cost	\$ million					Total Without Tax exempt and partnerhsips		Share of cost	\$ million			
		2017	2018	Total	Total adjusted for share	Partnerhsips only				2017	2018	Total	Total adjusted for sl
Tier 1 - CIT								Tier 1 - CIT					
Tier 1 - PIT								Tier 1 - PIT					

s.69(1)(g) re: (d)
s.69(1)(g) re: (e)

Tier 2 - CIT
Tier 2 - PIT

Total Gross - CIT
Total Gross - PIT

Income Inclusion - CIT
Income Inclusion - PIT

Total Net - CIT
Total Net - PIT
Total Net

Total Net - CIT - Rounded
Total Net - PIT - Rounded
Total Net - Rounded

Tier 2 - CIT
Tier 2 - PIT

Total Gross - CIT
Total Gross - PIT

Income Inclusion - CIT
Income Inclusion - PIT

Total Net - CIT
Total Net - PIT
Total Net

Total Net - CIT - Rounded
Total Net - PIT - Rounded
Total Net - Rounded

	Share of cost	\$ million						Share of cost	\$ million			
						Total Without Tax exempt and partnerhsips						
		2017	2018	Total	Total adjusted for share	Partnerhsips only			2017	2018	Total	Total adjusted for sl
Tier 1 - CIT							Tier 1 - CIT					
Tier 1 - PIT							Tier 1 - PIT					
Tier 2 - CIT							Tier 2 - CIT					
Tier 2 - PIT							Tier 2 - PIT					
Total Gross - CIT							Total Gross - CIT					
Total Gross - PIT							Total Gross - PIT					
Income Inclusion - CIT							Income Inclusion - CIT					
Income Inclusion - PIT							Income Inclusion - PIT					
Total Net - CIT							Total Net - CIT					
Total Net - PIT							Total Net - PIT					
Total Net							Total Net					
Total Net - CIT - Rounded							Total Net - CIT - Rounded					
Total Net - PIT - Rounded							Total Net - PIT - Rounded					
Total Net - Rounded							Total Net - Rounded					

	Share of cost	\$ million						Total Without Tax exempt and partnerhsips		Share of cost	\$ million			
		2017	2018	Total	Total adjusted for share	Partnerhsips only	2017				2018	Total	Total adjusted for sl	
Tier 1 - CIT								Tier 1 - CIT						
Tier 1 - PIT								Tier 1 - PIT						
Tier 2 - CIT								Tier 2 - CIT						
Tier 2 - PIT								Tier 2 - PIT						
Total Gross - CIT								Total Gross - CIT						
Total Gross - PIT								Total Gross - PIT						

Income Inclusion - CIT										Income Inclusion - CIT									
Income Inclusion - PIT										Income Inclusion - PIT									
Total Net - CIT										Total Net - CIT									
Total Net - PIT										Total Net - PIT									
Total Net										Total Net									
Total Net - CIT - Rounded										Total Net - CIT - Rounded									
Total Net - PIT - Rounded										Total Net - PIT - Rounded									
Total Net - Rounded										Total Net - Rounded									
Share of cost										Share of cost									
\$ million										\$ million									
Total Without Tax exempt and partnerhsips										Total Without Tax exempt and partnerhsips									
20172018TotalTotal adjusted for sharePartnerhsips only										20172018TotalTotal adjusted for sl									
Tier 1 - CIT										Tier 1 - CIT									
Tier 1 - PIT										Tier 1 - PIT									
Tier 2 - CIT										Tier 2 - CIT									
Tier 2 - PIT										Tier 2 - PIT									
Total Gross - CIT										Total Gross - CIT									
Total Gross - PIT										Total Gross - PIT									
Income Inclusion - CIT										Income Inclusion - CIT									
Income Inclusion - PIT										Income Inclusion - PIT									
Total Net - CIT										Total Net - CIT									
Total Net - PIT										Total Net - PIT									
Total Net										Total Net									
Total Net - CIT - Rounded										Total Net - CIT - Rounded									
Total Net - PIT - Rounded										Total Net - PIT - Rounded									
Total Net - Rounded										Total Net - Rounded									
Share of cost										Share of cost									
\$ million										\$ million									
Total Without Tax exempt and partnerhsips										Total Without Tax exempt and partnerhsips									
20172018TotalTotal adjusted for sharePartnerhsips only										20172018TotalTotal adjusted for sl									
Tier 1 - CIT										Tier 1 - CIT									
Tier 1 - PIT										Tier 1 - PIT									
Tier 2 - CIT										Tier 2 - CIT									
Tier 2 - PIT										Tier 2 - PIT									
Total Gross - CIT										Total Gross - CIT									
Total Gross - PIT										Total Gross - PIT									
Income Inclusion - CIT										Income Inclusion - CIT									
Income Inclusion - PIT										Income Inclusion - PIT									
Total Net - CIT										Total Net - CIT									
Total Net - PIT										Total Net - PIT									
Total Net										Total Net									
s.69(1)(g) re: (d)										s.69(1)(g) re: (e)									

Total Net - CIT - Rounded
Total Net - PIT - Rounded
Total Net - Rounded

Total Net - CIT - Rounded
Total Net - PIT - Rounded
Total Net - Rounded

	Share of cost	\$ million					Total Without Tax exempt and partnerhsips		Share of cost	\$ million			
		2017	2018	Total	Total adjusted for share	Partnerhsips only				2017	2018	Total	Total adjusted for sl
Tier 1 - CIT									Tier 1 - CIT				
Tier 1 - PIT									Tier 1 - PIT				
Tier 2 - CIT									Tier 2 - CIT				
Tier 2 - PIT									Tier 2 - PIT				
Total Gross - CIT									Total Gross - CIT				
Total Gross - PIT									Total Gross - PIT				
Income Inclusion - CIT									Income Inclusion - CIT				
Income Inclusion - PIT									Income Inclusion - PIT				
Total Net - CIT									Total Net - CIT				
Total Net - PIT									Total Net - PIT				
Total Net									Total Net				
Total Net - CIT - Rounded									Total Net - CIT - Rounded				
Total Net - PIT - Rounded									Total Net - PIT - Rounded				
Total Net - Rounded									Total Net - Rounded				

	Share of cost	\$ million					Total Without Tax exempt and partnerhsips		Share of cost	\$ million			
		2017	2018	Total	Total adjusted for share	Partnerhsips only				2017	2018	Total	Total adjusted for sl
Tier 1 - CIT									Tier 1 - CIT				
Tier 1 - PIT									Tier 1 - PIT				
Tier 2 - CIT									Tier 2 - CIT				
Tier 2 - PIT									Tier 2 - PIT				
Total Gross - CIT									Total Gross - CIT				
Total Gross - PIT									Total Gross - PIT				
Income Inclusion - CIT									Income Inclusion - CIT				
Income Inclusion - PIT									Income Inclusion - PIT				
Total Net - CIT									Total Net - CIT				
Total Net - PIT									Total Net - PIT				
Total Net									Total Net				
Total Net - CIT - Rounded									Total Net - CIT - Rounded				
Total Net - PIT - Rounded									Total Net - PIT - Rounded				
Total Net - Rounded									Total Net - Rounded				

	Share of cost	\$ million						Share of cost	\$ million			
--	---------------	------------	--	--	--	--	--	---------------	------------	--	--	--

s.69(1)(g) re: (d)

s.69(1)(g) re: (e)

		Total Without Tax exempt and partnerhsips									
		2017	2018	Total	Total adjusted for share	Partnerhsips only		2017	2018	Total	Total adjusted for sl
Tier 1 - CIT								Tier 1 - CIT			
Tier 1 - PIT								Tier 1 - PIT			
Tier 2 - CIT								Tier 2 - CIT			
Tier 2 - PIT								Tier 2 - PIT			
Total Gross - CIT								Total Gross - CIT			
Total Gross - PIT								Total Gross - PIT			
Income Inclusion - CIT								Income Inclusion - CIT			
Income Inclusion - PIT								Income Inclusion - PIT			
Total Net - CIT								Total Net - CIT			
Total Net - PIT								Total Net - PIT			
Total Net								Total Net			
Total Net - CIT - Rounded								Total Net - CIT - Rounded			
Total Net - PIT - Rounded								Total Net - PIT - Rounded			
Total Net - Rounded								Total Net - Rounded			

		Total Without Tax exempt and partnerhsips									
		2017	2018	Total	Total adjusted for share	Partnerhsips only		2017	2018	Total	Total adjusted for sl
Tier 1 - CIT								Tier 1 - CIT			
Tier 1 - PIT								Tier 1 - PIT			
Tier 2 - CIT								Tier 2 - CIT			
Tier 2 - PIT								Tier 2 - PIT			
Total Gross - CIT								Total Gross - CIT			
Total Gross - PIT								Total Gross - PIT			
Income Inclusion - CIT								Income Inclusion - CIT			
Income Inclusion - PIT								Income Inclusion - PIT			
Total Net - CIT								Total Net - CIT			
Total Net - PIT								Total Net - PIT			
Total Net								Total Net			
Total Net - CIT - Rounded								Total Net - CIT - Rounded			
Total Net - PIT - Rounded								Total Net - PIT - Rounded			
Total Net - Rounded								Total Net - Rounded			

		Total Without Tax exempt and partnerhsips									
		2017	2018	Total	Total adjusted for share	Partnerhsips only		2017	2018	Total	Total adjusted for sl
Tier 1 - CIT								Tier 1 - CIT			
Tier 1 - PIT								Tier 1 - PIT			
Tier 2 - CIT								Tier 2 - CIT			

s.69(1)(g) re: (d)
s.69(1)(g) re: (e)

Tier 2 - PIT

Total Gross - CIT
Total Gross - PIT

Income Inclusion - CIT
Income Inclusion - PIT

Total Net - CIT
Total Net - PIT
Total Net

Total Net - CIT - Rounded
Total Net - PIT - Rounded
Total Net - Rounded

Tier 2 - PIT

Total Gross - CIT
Total Gross - PIT

Income Inclusion - CIT
Income Inclusion - PIT

Total Net - CIT
Total Net - PIT
Total Net

Total Net - CIT - Rounded
Total Net - PIT - Rounded
Total Net - Rounded

	Share of cost	\$ million					Total Without Tax exempt and partnerhsips		Share of cost	\$ million			
		2017	2018	Total	Total adjusted for share	Partnerhsips only				2017	2018	Total	Total adjusted for sl
Tier 1 - CIT								Tier 1 - CIT					
Tier 1 - PIT								Tier 1 - PIT					
Tier 2 - CIT								Tier 2 - CIT					
Tier 2 - PIT								Tier 2 - PIT					
Total Gross - CIT								Total Gross - CIT					
Total Gross - PIT								Total Gross - PIT					
Income Inclusion - CIT								Income Inclusion - CIT					
Income Inclusion - PIT								Income Inclusion - PIT					
Total Net - CIT								Total Net - CIT					
Total Net - PIT								Total Net - PIT					
Total Net								Total Net					
Total Net - CIT - Rounded								Total Net - CIT - Rounded					
Total Net - PIT - Rounded								Total Net - PIT - Rounded					
Total Net - Rounded								Total Net - Rounded					

	Share of cost	\$ million					Total Without Tax exempt and partnerhsips		Share of cost	\$ million			
		2017	2018	Total	Total adjusted for share	Partnerhsips only				2017	2018	Total	Total adjusted for sl
Tier 1 - CIT								Tier 1 - CIT					
Tier 1 - PIT								Tier 1 - PIT					
Tier 2 - CIT								Tier 2 - CIT					
Tier 2 - PIT								Tier 2 - PIT					
Total Gross - CIT								Total Gross - CIT					
Total Gross - PIT								Total Gross - PIT					
Income Inclusion - CIT								Income Inclusion - CIT					
Income Inclusion - PIT								Income Inclusion - PIT					
s.69(1)(g) re: (d)													
s.69(1)(g) re: (e)													

Total Net - CIT
Total Net - PIT
Total Net

Total Net - CIT - Rounded
Total Net - PIT - Rounded
Total Net - Rounded

Total Net - CIT
Total Net - PIT
Total Net

Total Net - CIT - Rounded
Total Net - PIT - Rounded
Total Net - Rounded

	Share of cost	\$ million						Share of cost	\$ million			
		Total Without Tax exempt and partnerhsips										
		2017	2018	Total	Total adjusted for share	Partnerhsips only			2017	2018	Total	Total adjusted for sl
Tier 1 - CIT							Tier 1 - CIT					
Tier 1 - PIT							Tier 1 - PIT					
Tier 2 - CIT							Tier 2 - CIT					
Tier 2 - PIT							Tier 2 - PIT					
Total Gross - CIT							Total Gross - CIT					
Total Gross - PIT							Total Gross - PIT					
Income Inclusion - CIT							Income Inclusion - CIT					
Income Inclusion - PIT							Income Inclusion - PIT					
Total Net - CIT							Total Net - CIT					
Total Net - PIT							Total Net - PIT					
Total Net							Total Net					
Total Net - CIT - Rounded							Total Net - CIT - Rounded					
Total Net - PIT - Rounded							Total Net - PIT - Rounded					
Total Net - Rounded							Total Net - Rounded					

s.69(1)(g) re: (d)
s.69(1)(g) re: (e)

Partnerhsips only	Total Without Tax exempt and partnerhsips
--------------------------	--

		Share of cost	\$ million						Total Without Tax exempt and partnerhsips
Partnerhsips only	Total Without Tax exempt and partnerhsips		2017	2018	Total	Total adjusted for share	Partnerhsips only		Total Without Tax exempt and partnerhsips
	Tier 1 - CIT								
	Tier 1 - PIT								
	Tier 2 - CIT								
	Tier 2 - PIT								
	Total Gross - CIT								
	Total Gross - PIT								
	Income Inclusion - CIT								
	Income Inclusion - PIT								
	Total Net - CIT								
	Total Net - PIT								
	Total Net								
	Total Net - CIT - Rounded								
	Total Net - PIT - Rounded								
	Total Net - Rounded								

		Share of cost	\$ million						Total Without Tax exempt and partnerhsips
Partnerhsips only	Total Without Tax exempt and partnerhsips		2017	2018	Total	Total adjusted for share	Partnerhsips only		Total Without Tax exempt and partnerhsips
	Tier 1 - CIT								
	Tier 1 - PIT								
	Tier 2 - CIT								
	Tier 2 - PIT								
	Total Gross - CIT								
	Total Gross - PIT								
	Income Inclusion - CIT								
	Income Inclusion - PIT								
	Total Net - CIT								
	Total Net - PIT								
	Total Net								
	Total Net - CIT - Rounded								
	Total Net - PIT - Rounded								
	Total Net - Rounded								

s.69(1)(g) re: (d)

s.69(1)(g) re: (e)

		Share of cost	\$ million						Share of cost	\$ million			
Partnerhsips only	Total Without Tax exempt and partnerhsips		2017	2018	Total	Total adjusted for share	Partnerhsips only	Total Without Tax exempt and partnerhsips		2017	2018	Total	Total adjusted for share
	Tier 1 - CIT							Tier 1 - CIT					
	Tier 1 - PIT							Tier 1 - PIT					

Tier 2 - CIT	
Tier 2 - PIT	
Total Gross - CIT	
Total Gross - PIT	
Income Inclusion - CIT	
Income Inclusion - PIT	
Total Net - CIT	
Total Net - PIT	
Total Net	
Total Net - CIT - Rounded	
Total Net - PIT - Rounded	
Total Net - Rounded	

Tier 2 - CIT	
Tier 2 - PIT	
Total Gross - CIT	
Total Gross - PIT	
Income Inclusion - CIT	
Income Inclusion - PIT	
Total Net - CIT	
Total Net - PIT	
Total Net	
Total Net - CIT - Rounded	
Total Net - PIT - Rounded	

		Share of cost	\$ million					
Total Without Tax exempt and							Total Without Tax exempt and	
Partnerhsips only	partnerhsips		2017	2018	Total	Total adjusted for share	Partnerhsips only	partnerhsips
	Tier 1 - CIT							
	Tier 1 - PIT							
	Tier 2 - CIT							
	Tier 2 - PIT							
	Total Gross - CIT							
	Total Gross - PIT							
	Income Inclusion - CIT							
	Income Inclusion - PIT							
	Total Net - CIT							
	Total Net - PIT							
	Total Net							
	Total Net - CIT - Rounded							
	Total Net - PIT - Rounded							
	Total Net - Rounded							

s.69(1)(g) re: (d)
s.69(1)(g) re: (e)

		Share of cost	\$ million						Share of cost	\$ million			
Total Without Tax exempt and							Total Without Tax exempt and						
Partnerhsips only	partnerhsips		2017	2018	Total	Total adjusted for share	Partnerhsips only	partnerhsips		2017	2018	Total	Total adjusted for share
	Tier 1 - CIT							Tier 1 - CIT					
	Tier 1 - PIT							Tier 1 - PIT					
	Tier 2 - CIT							Tier 2 - CIT					
	Tier 2 - PIT							Tier 2 - PIT					
	Total Gross - CIT							Total Gross - CIT					
	Total Gross - PIT							Total Gross - PIT					

Income Inclusion - CIT
Income Inclusion - PIT

Total Net - CIT
Total Net - PIT
Total Net

Total Net - CIT - Rounded
Total Net - PIT - Rounded
Total Net - Rounded

Income Inclusion - CIT
Income Inclusion - PIT

Total Net - CIT
Total Net - PIT
Total Net

Total Net - CIT - Rounded
Total Net - PIT - Rounded
Total Net - Rounded

Total Without Tax exempt and partnerhsips		Share of cost	\$ million					Total Without Tax exempt and partnerhsips
Partnerhsips only	partnerhsips		2017	2018	Total	Total adjusted for share	Partnerhsips only	partnerhsips
	Tier 1 - CIT							
	Tier 1 - PIT							
	Tier 2 - CIT							
	Tier 2 - PIT							
	Total Gross - CIT							
	Total Gross - PIT							
	Income Inclusion - CIT							
	Income Inclusion - PIT							
	Total Net - CIT							
	Total Net - PIT							
	Total Net							
	Total Net - CIT - Rounded							
	Total Net - PIT - Rounded							
	Total Net - Rounded							

s.69(1)(g) re: (d)
s.69(1)(g) re: (e)

Total Without Tax exempt and partnerhsips		Share of cost	\$ million					Total Without Tax exempt and partnerhsips	Share of cost	\$ million			
Partnerhsips only	partnerhsips		2017	2018	Total	Total adjusted for share	Partnerhsips only	partnerhsips		2017	2018	Total	Total adjusted for share
	Tier 1 - CIT							Tier 1 - CIT					
	Tier 1 - PIT							Tier 1 - PIT					
	Tier 2 - CIT							Tier 2 - CIT					
	Tier 2 - PIT							Tier 2 - PIT					
	Total Gross - CIT							Total Gross - CIT					
	Total Gross - PIT							Total Gross - PIT					
	Income Inclusion - CIT							Income Inclusion - CIT					
	Income Inclusion - PIT							Income Inclusion - PIT					
	Total Net - CIT							Total Net - CIT					
	Total Net - PIT							Total Net - PIT					
	Total Net							Total Net					

Total Without Tax exempt and						Total Without Tax exempt and					
Partnerhsips only	partnerhsips					Partnerhsips only	partnerhsips				
		2017	2018	Total	Total adjusted for share			2017	2018	Total	Total adjusted for share
	Tier 1 - CIT						Tier 1 - CIT				
	Tier 1 - PIT						Tier 1 - PIT				
	Tier 2 - CIT						Tier 2 - CIT				
	Tier 2 - PIT						Tier 2 - PIT				
	Total Gross - CIT						Total Gross - CIT				
	Total Gross - PIT						Total Gross - PIT				
	Income Inclusion - CIT						Income Inclusion - CIT				
	Income Inclusion - PIT						Income Inclusion - PIT				
	Total Net - CIT						Total Net - CIT				
	Total Net - PIT						Total Net - PIT				
	Total Net						Total Net				
	Total Net - CIT - Rounded						Total Net - CIT - Rounded				
	Total Net - PIT - Rounded						Total Net - PIT - Rounded				
	Total Net - Rounded						Total Net - Rounded				

		Share of cost		\$ million						Share of cost		\$ million			
Total Without Tax exempt and partnerhsips								Total Without Tax exempt and partnerhsips							
Partnerhsips only		2017	2018	Total	Total adjusted for share	Partnerhsips only		2017	2018	Total	Total adjusted for share				
	Tier 1 - CIT						Tier 1 - CIT								
	Tier 1 - PIT						Tier 1 - PIT								
	Tier 2 - CIT						Tier 2 - CIT								
	Tier 2 - PIT						Tier 2 - PIT								
	Total Gross - CIT						Total Gross - CIT								
	Total Gross - PIT						Total Gross - PIT								
	Income Inclusion - CIT						Income Inclusion - CIT								
	Income Inclusion - PIT						Income Inclusion - PIT								
	Total Net - CIT						Total Net - CIT								
	Total Net - PIT						Total Net - PIT								
	Total Net						Total Net								
	Total Net - CIT - Rounded						Total Net - CIT - Rounded								
	Total Net - PIT - Rounded						Total Net - PIT - Rounded								
	Total Net - Rounded						Total Net - Rounded								

		Share of cost		\$ million						Share of cost		\$ million			
Total Without Tax exempt and partnerhsips						Total Without Tax exempt and partnerhsips									
Partnerhsips only		2017	2018	Total	Total adjusted for share	Partnerhsips only		2017	2018	Total	Total adjusted for share				
	Tier 1 - CIT						Tier 1 - CIT								
	Tier 1 - PIT						Tier 1 - PIT								
	Tier 2 - CIT						Tier 2 - CIT								

s.69(1)(g) re: (d)
s.69(1)(g) re: (e)

Tier 2 - PIT
Total Gross - CIT
Total Gross - PIT
Income Inclusion - CIT
Income Inclusion - PIT
Total Net - CIT
Total Net - PIT
Total Net
Total Net - CIT - Rounded
Total Net - PIT - Rounded
Total Net - Rounded

Tier 2 - PIT
Total Gross - CIT
Total Gross - PIT
Income Inclusion - CIT
Income Inclusion - PIT
Total Net - CIT
Total Net - PIT
Total Net
Total Net - CIT - Rounded
Total Net - PIT - Rounded
Total Net - Rounded

		Share of cost	\$ million						Share of cost	\$ million			
Total Without Tax exempt and partnerhsips only partnerhsips			2017	2018	Total	Total adjusted for share	Total Without Tax exempt and partnerhsips only partnerhsips			2017	2018	Total	Total adjusted for share
	Tier 1 - CIT							Tier 1 - CIT					
	Tier 1 - PIT							Tier 1 - PIT					
	Tier 2 - CIT							Tier 2 - CIT					
	Tier 2 - PIT							Tier 2 - PIT					
	Total Gross - CIT							Total Gross - CIT					
	Total Gross - PIT							Total Gross - PIT					
	Income Inclusion - CIT							Income Inclusion - CIT					
	Income Inclusion - PIT							Income Inclusion - PIT					
	Total Net - CIT							Total Net - CIT					
	Total Net - PIT							Total Net - PIT					
	Total Net							Total Net					
	Total Net - CIT - Rounded							Total Net - CIT - Rounded					
	Total Net - PIT - Rounded							Total Net - PIT - Rounded					
	Total Net - Rounded							Total Net - Rounded					

		Share of cost	\$ million						Share of cost	\$ million			
Total Without Tax exempt and partnerhsips only partnerhsips			2017	2018	Total	Total adjusted for share	Total Without Tax exempt and partnerhsips only partnerhsips			2017	2018	Total	Total adjusted for share
	Tier 1 - CIT							Tier 1 - CIT					
	Tier 1 - PIT							Tier 1 - PIT					
	Tier 2 - CIT							Tier 2 - CIT					
	Tier 2 - PIT							Tier 2 - PIT					
	Total Gross - CIT							Total Gross - CIT					
	Total Gross - PIT							Total Gross - PIT					
	Income Inclusion - CIT							Income Inclusion - CIT					
	Income Inclusion - PIT							Income Inclusion - PIT					

s.69(1)(g) re: (d)

s.69(1)(g) re: (e)

Total Net - CIT
Total Net - PIT
Total Net

Total Net - CIT - Rounded
Total Net - PIT - Rounded
Total Net - Rounded

Total Net - CIT
Total Net - PIT
Total Net

Total Net - CIT - Rounded
Total Net - PIT - Rounded
Total Net - Rounded

			\$ million							\$ million			
Total Without Tax exempt and Partnerhsips only partnerhsips		Share of cost	2017	2018	Total	Total adjusted for share	Partnerhsips only	Total Without Tax exempt and partnerhsips	Share of cost	2017	2018	Total	Total adjusted for share
Tier 1 - CIT								Tier 1 - CIT					
Tier 1 - PIT								Tier 1 - PIT					
Tier 2 - CIT								Tier 2 - CIT					
Tier 2 - PIT								Tier 2 - PIT					
Total Gross - CIT								Total Gross - CIT					
Total Gross - PIT								Total Gross - PIT					
Income Inclusion - CIT								Income Inclusion - CIT					
Income Inclusion - PIT								Income Inclusion - PIT					
Total Net - CIT								Total Net - CIT					
Total Net - PIT								Total Net - PIT					
Total Net								Total Net					
Total Net - CIT - Rounded								Total Net - CIT - Rounded					
Total Net - PIT - Rounded								Total Net - PIT - Rounded					
Total Net - Rounded								Total Net - Rounded					

s.69(1)(g) re: (d)
s.69(1)(g) re: (e)

BLANK PAGE

Total Without Tax exempt and	
Partnerships only	partnerships

exempt and

Partnerhsips only partnerhsips

	Total Without Tax exempt and Partnerships only
	partnerhips

		Share of cost	\$ million						Share of cost	\$ million					
Total Without Tax exempt and Partnerships only			2017	2018	Total	Total adjusted for share	Total Without Tax exempt and Partnerships only			2017	2018	Total	Total adjusted for share	Total Without Tax exempt and Partnerships only	
	partnerhips							partnerhips							partnerhips
	Tier 1 - CIT							Tier 1 - CIT							Tier 1 - CIT
	Tier 1 - PIT							Tier 1 - PIT							Tier 1 - PIT
	Tier 2 - CIT							Tier 2 - CIT							Tier 2 - CIT
	Tier 2 - PIT							Tier 2 - PIT							Tier 2 - PIT
	Total Gross - CIT							Total Gross - CIT							Total Gross - CIT
	Total Gross - PIT							Total Gross - PIT							Total Gross - PIT
	Income Inclusion - CIT							Income Inclusion - CIT							Income Inclusion - CIT
	Income Inclusion - PIT							Income Inclusion - PIT							Income Inclusion - PIT
	Total Net - CIT							Total Net - CIT							Total Net - CIT
	Total Net - PIT							Total Net - PIT							Total Net - PIT
	Total Net							Total Net							Total Net
	Total Net - CIT - Rounded							Total Net - CIT - Rounded							Total Net - CIT - Rounded
	Total Net - PIT - Rounded							Total Net - PIT - Rounded							Total Net - PIT - Rounded
	Total Net - Rounded							Total Net - Rounded							Total Net - Rounded
		Share of cost	\$ million						Share of cost	\$ million					
Total Without Tax exempt and Partnerships only			2017	2018	Total	Total adjusted for share	Total Without Tax exempt and Partnerships only			2017	2018	Total	Total adjusted for share	Total Without Tax exempt and Partnerships only	
	partnerhips							partnerhips							partnerhips
	Tier 1 - CIT							Tier 1 - CIT							Tier 1 - CIT
	Tier 1 - PIT							Tier 1 - PIT							Tier 1 - PIT
	Tier 2 - CIT							Tier 2 - CIT							Tier 2 - CIT

s.69(1)(g) re: (d)
s.69(1)(g) re: (e)

Tier 2 - PIT
Total Gross - CIT
Total Gross - PIT
Income Inclusion - CIT
Income Inclusion - PIT
Total Net - CIT
Total Net - PIT
Total Net
Total Net - CIT - Rounded
Total Net - PIT - Rounded
Total Net - Rounded

Tier 2 - PIT
Total Gross - CIT
Total Gross - PIT
Income Inclusion - CIT
Income Inclusion - PIT
Total Net - CIT
Total Net - PIT
Total Net
Total Net - CIT - Rounded
Total Net - PIT - Rounded
Total Net - Rounded

			Share of cost					\$ million				Share of cost					\$ million			
Total Without Tax exempt and Partnerhsips only partnerhsips			2017	2018	Total	Total adjusted for share	Partnerhsips only	Total Without Tax exempt and partnerhsips		2017	2018	Total	Total adjusted for share	Partnerhsips only	Total Without Tax exempt and partnerhsips					
	Tier 1 - CIT							Tier 1 - CIT												
	Tier 1 - PIT							Tier 1 - PIT												
	Tier 2 - CIT							Tier 2 - CIT												
	Tier 2 - PIT							Tier 2 - PIT												
Total Gross - CIT								Total Gross - CIT												
Total Gross - PIT								Total Gross - PIT												
Income Inclusion - CIT								Income Inclusion - CIT												
Income Inclusion - PIT								Income Inclusion - PIT												
Total Net - CIT								Total Net - CIT												
Total Net - PIT								Total Net - PIT												
Total Net								Total Net												
Total Net - CIT - Rounded								Total Net - CIT - Rounded												
Total Net - PIT - Rounded								Total Net - PIT - Rounded												
Total Net - Rounded								Total Net - Rounded												

		Share of cost	\$ million							Share of cost	\$ million						
Total Without Tax exempt and Partnerhsips only partnerhsips			2017	2018	Total	Total adjusted for share	Partnerhsips only	Total Without Tax exempt and partnerhsips		2017	2018	Total	Total adjusted for share	Partnerhsips only	Total Without Tax exempt and partnerhsips		
	Tier 1 - CIT							Tier 1 - CIT									
	Tier 1 - PIT							Tier 1 - PIT									
	Tier 2 - CIT							Tier 2 - CIT									
	Tier 2 - PIT							Tier 2 - PIT									
Total Gross - CIT								Total Gross - CIT									
Total Gross - PIT								Total Gross - PIT									
Income Inclusion - CIT								Income Inclusion - CIT							s.69(1)(g) re:		
Income Inclusion - PIT								Income Inclusion - PIT							s.69(1)(g) re:		

s.69(1)(g) re: (d)
s.69(1)(g) re: (e)

Total Net - CIT
Total Net - PIT
Total Net

Total Net - CIT - Rounded
Total Net - PIT - Rounded
Total Net - Rounded

Total Net - CIT
Total Net - PIT
Total Net

Total Net - CIT - Rounded
Total Net - PIT - Rounded
Total Net - Rounded

		Share of cost	\$ million					Share of cost	\$ million						
Total Without Tax exempt and Partnerhsips only partnerhsips			2017	2018	Total	Total adjusted for share	Partnerhsips only	Total Without Tax exempt and partnerhsips		2017	2018	Total	Total adjusted for share	Partnerhsips only	Total Without Tax exempt and partnerhsips
Tier 1 - CIT								Tier 1 - CIT							
Tier 1 - PIT								Tier 1 - PIT							
Tier 2 - CIT								Tier 2 - CIT							
Tier 2 - PIT								Tier 2 - PIT							
Total Gross - CIT								Total Gross - CIT							
Total Gross - PIT								Total Gross - PIT							
Income Inclusion - CIT								Income Inclusion - CIT							
Income Inclusion - PIT								Income Inclusion - PIT							
Total Net - CIT								Total Net - CIT							
Total Net - PIT								Total Net - PIT							
Total Net								Total Net							
Total Net - CIT - Rounded								Total Net - CIT - Rounded							
Total Net - PIT - Rounded								Total Net - PIT - Rounded							
Total Net - Rounded								Total Net - Rounded							

s.69(1)(g) re: (d)
s.69(1)(g) re: (e)

Pages 1371 to / à 1428
are duplicates
sont des duplicatas

CEWS 4week	Period 5	Period 6	Period 7	Period 8	Period 9	Period 10	Total
------------	----------	----------	----------	----------	----------	-----------	-------

	Count	CEWS	Empl Inc
ALL	1,291,235	342,953,211,200	784,080,007,780
Charities	32,390	18,487,702,365	36,488,982,778
NPO	18,122	9,592,577,541	21,064,430,185
Charities	2.5%	5.4%	4.7%
NPO	1.4%	2.8%	2.7%
	3.9%	8.2%	7.3%

CEWS 4week	Period 5	Period 6	Period 7	Period 8	Period 9	Period 10	Total
------------	----------	----------	----------	----------	----------	-----------	-------

s.69(1)(g) re: (d)
s.69(1)(g) re: (e)

Revenue Drop	Period 4	Period 5	Period 6	Period 7
Timing	June 7 - July 4	July 5 - Aug 1	Aug 2 - Aug 29	Aug 30 - Sep 26
Total				

Revenue Drop	Period 4	Period 5	Period 6	Period 7
Timing	June 7 - July 4	July 5 - Aug 1	Aug 2 - Aug 29	Aug 30 - Sep 26
Total				

Revenue Drop	Period 4	Period 5	Period 6	Period 7	Period 8
Timing	June 7 - July 4	July 5 - Aug 1	Aug 2 - Aug 29	Aug 30 - Sep 26	Sept 27 - Oct 24
Total					

Revenue Drop	Period 4	Period 5	Period 6	Period 7
Timing	June 7 - July 4	July 5 - Aug 1	Aug 2 - Aug 29	Aug 30 - Sep 26
Total				

Revenue Drop	Period 4	Period 5	Period 6	Period 7
Timing	June 7 - July 4	July 5 - Aug 1	Aug 2 - Aug 29	Aug 30 - Sep 26

Revenue Drop	Period 4	Period 5	Period 6	Period 7
Timing	June 7 - July 4	July 5 - Aug 1	Aug 2 - Aug 29	Aug 30 - Sep 26
Total				

Revenue Drop	Period 4	Period 5	Period 6	Period 7
Timing	June 7 - July 4	July 5 - Aug 1	Aug 2 - Aug 29	Aug 30 - Sep 26
Total				

Revenue Drop	Period 4	Period 5	Period 6	Period 7	Period 8
Total					

Revenue Drop	Period 4	Period 5	Period 6	Period 7
Timing	June 7 - July 4	July 5 - Aug 1	Aug 2 - Aug 29	Aug 30 - Sep 26
Total				

Revenue Drop	Period 4	Period 5	Period 6	Period 7	
Timing	June 7 - July 4	July 5 - Aug 1	Aug 2 - Aug 29	Aug 30 - Sep 26	
					s.18(d) s.21(1)(b)

|

Period 5	Period 6	Period 7
----------	----------	----------

0.61363636 0.581395 0.536585
0.38636364 0.418605 0.463415

Average rate

Period 5	Period 6	Period 7
----------	----------	----------

Period 5	Period 6	Period 7
----------	----------	----------

Share of Cost

Period 5	Period 6	Period 7
----------	----------	----------

Period 5	Period 6	Period 7	Period 8
----------	----------	----------	----------

0.36170213 0.367347 0.365385 0.37037
0.63829787 0.632653 0.634615 0.62963

Period 5	Period 6	Period 7	Period 8
----------	----------	----------	----------

48% 40% 32% 16%
18% 15.00% 12% 6%

Period 5	Period 6	Period 7	Period 8
----------	----------	----------	----------

0.173617 0.146939 0.116923 0.059259
0.114894 0.094898 0.076154 0.037778

Period 5	Period 6	Period 7	Period 8
----------	----------	----------	----------

0.60177 0.607595 0.605578 0.610687
0.39823 0.392405 0.394422 0.389313

Period 5	Period 6	Period 7
----------	----------	----------

0.36170213 0.367347 0.365385
0.63829787 0.632653 0.634615

Period 5	Period 6	Period 7
----------	----------	----------

48% 36% 24%
18% 13.50% 9%

Period 5	Period 6	Period 7
----------	----------	----------

0.173617 0.132245 0.087692
0.114894 0.085408 0.057115

Period 5	Period 6	Period 7
----------	----------	----------

0.60177 0.607595 0.605578
0.39823 0.392405 0.394422

	Period 5	Period 6	Period 7
Tier 1	10,475	9,890	6,395
Tier 2	3,820	3,980	2,755

Period 5	Period 6	Period 7
----------	----------	----------

	Period 5	Period 6	Period 7	Period 8
Tier 1	6,455	5,085	3,895	2,140
Tier 2	4,325	3,700	3,115	1,630

	Period 5	Period 6	Period 7
Tier 1	6,400	5820	2615
Tier 2	5,405	5550	2915

Period 5	Period 6	Period 7	Period 8
----------	----------	----------	----------

0.36170213 0.367347 0.365385 0.37037
0.63829787 0.632653 0.634615 0.62963

Period 5	Period 6	Period 7	Period 8
----------	----------	----------	----------

60% 60% 0.32 0.16
23% 23% 12% 0.06

Period 5	Period 6	Period 7	Period 8
----------	----------	----------	----------

0.217021 0.220408 0.116923 0.059259
0.143617 0.142347 0.076154 0.037778

Period 5	Period 6	Period 7	Period 8
----------	----------	----------	----------

0.60177 0.607595 0.605578 0.610687
0.39823 0.392405 0.394422 0.389313

Period 5	Period 6	Period 7	Period 8
----------	----------	----------	----------

0.36 0.37 0.37 0.37
0.64 0.63 0.63 0.63

Period 5	Period 6	Period 7	Period 8
----------	----------	----------	----------

0.48 0.4 0.32 0.16
0.18 0.15 0.12 0.06

Period 5	Period 6	Period 7	Period 8
----------	----------	----------	----------

0.173617 0.146939 0.116923 0.059259
0.114894 0.094898 0.076154 0.037778

Period 5	Period 6	Period 7	Period 8
----------	----------	----------	----------

0.60177 0.607595 0.605578 0.610687
0.39823 0.392405 0.394422 0.389313

Pages 1436 to / à 1437
are duplicates
sont des duplicatas

Revenue Drop	Period 1	Period 2	Period 3	Period 4	Period 5	Period 6	Period 7	Period 8	Period 9
Timing				June 7 - July 4	July 5 - Aug 1	Aug 2 - Aug 29	Aug 30 - Sep 26	Sept 27 - Oct 24	Oct 24 - Nov 22

Total									
-------	--	--	--	--	--	--	--	--	--

Revenue Drop	Period 1	Period 2	Period 3	Period 4	Period 5	Period 6	Period 7	Period 8	Period 9
Timing				June 7 - July 4	July 5 - Aug 1	Aug 2 - Aug 29	Aug 30 - Sep 26	Sept 27 - Oct 24	Oct 24 - Nov 22
Total									

	Period 1	Period 2	Period 3	Period 4	Period 5	Period 6	Period 7	Period 8	Period 9
Timing				June 7 - July 4	July 5 - Aug 1	Aug 2 - Aug 29	Aug 30 - Sep 26	Sept 27 - Oct 24	Oct 24 - Nov 22
Furloughed									
Employed									

s.18(d)
s.21(1)(b)

	Jan-2020	Feb-2020	Mar-2020	Apr-2020	May-2020	Jun-2020	Jul-2020	Aug-2020	Sep-2020	Oct-2020	Nov-2020	Dec-2020

4-week Period												
	\$ million											
		CEWS 4week	Period 5	Period 6	Period 7	Period 8	Period 9	Period 10				

Total Gross - CIT

Total Gross - PIT

Total Gross

4-week Period												
	\$ million											
		CEWS 4week	Period 5	Period 6	Period 7	Period 8	Period 9	Period 10				

Total Gross - CIT

Total Gross - PIT

Total Gross

		CEWS 4week	Period 5	Period 6	Period 7	Period 8	Period 9					
--	--	------------	----------	----------	----------	----------	----------	--	--	--	--	--

Total Gross - CIT

Total Gross - PIT

Total Gross

		\$ million										
		CEWS 4week	Period 5	Period 6	Period 7							

Furlounged employee portion

Gross - CIT

Gross - PIT

CEWS New scheme

Gross - CIT

Gross - PIT

Total Gross - CIT

Total Gross - PIT

Total Gross

		\$ million										
		CEWS 4week	Period 5	Period 6	Period 7							

Furlounged employee portion

Gross - CIT

s.18(d)

s.21(1)(b)

s.69(1)(g) re: (d)

s.69(1)(g) re: (e)

	<i>\$ million</i>				
	CEWS 4week	Period 5	Period 6	Period 7	Period 8

	\$ million			
	CEWS 4week	Period 5	Period 6	Period 7

	<i>\$ million</i>				
	CEWS 4week	Period 5	Period 6	Period 7	Period 8

s.69(1)(g) re: (d)
s.69(1)(g) re: (e)

Total Gross

Total Gross

Total Gross

Total Gross - PIT

s.69(1)(g) re: (e)

Total Gross

				\$ million				
				CEWS 4week	Period 5	Period 6	Period 7	Period 8
Furloughed employee portion								
Gross - CIT								
Gross - PIT								
CEWS New scheme								
Gross - CIT								
Gross - PIT								
Total Gross - CIT								
Total Gross - PIT								
Total Gross								

				\$ million			
				CEWS 4week	Period 5	Period 6	Period 7
Furloughed employee portion							
Gross - CIT							
Gross - PIT							
CEWS New scheme							
Gross - CIT							
Gross - PIT							
Total Gross - CIT							
Total Gross - PIT							
Total Gross							

																																																																																																																																																																																																																																																																																																																																																																																																																																																																																																																																																																																																																																																																																																																																																																																																																																																																																																																																																																																																																																																																																																																																																																																																																																																																																																																																																																																																																										</
--	--	--	--	--	--	--	--	--	--	--	--	--	--	--	--	--	--	--	--	--	--	--	--	--	--	--	--	--	--	--	--	--	--	--	--	--	--	--	--	--	--	--	--	--	--	--	--	--	--	--	--	--	--	--	--	--	--	--	--	--	--	--	--	--	--	--	--	--	--	--	--	--	--	--	--	--	--	--	--	--	--	--	--	--	--	--	--	--	--	--	--	--	--	--	--	--	--	--	--	--	--	--	--	--	--	--	--	--	--	--	--	--	--	--	--	--	--	--	--	--	--	--	--	--	--	--	--	--	--	--	--	--	--	--	--	--	--	--	--	--	--	--	--	--	--	--	--	--	--	--	--	--	--	--	--	--	--	--	--	--	--	--	--	--	--	--	--	--	--	--	--	--	--	--	--	--	--	--	--	--	--	--	--	--	--	--	--	--	--	--	--	--	--	--	--	--	--	--	--	--	--	--	--	--	--	--	--	--	--	--	--	--	--	--	--	--	--	--	--	--	--	--	--	--	--	--	--	--	--	--	--	--	--	--	--	--	--	--	--	--	--	--	--	--	--	--	--	--	--	--	--	--	--	--	--	--	--	--	--	--	--	--	--	--	--	--	--	--	--	--	--	--	--	--	--	--	--	--	--	--	--	--	--	--	--	--	--	--	--	--	--	--	--	--	--	--	--	--	--	--	--	--	--	--	--	--	--	--	--	--	--	--	--	--	--	--	--	--	--	--	--	--	--	--	--	--	--	--	--	--	--	--	--	--	--	--	--	--	--	--	--	--	--	--	--	--	--	--	--	--	--	--	--	--	--	--	--	--	--	--	--	--	--	--	--	--	--	--	--	--	--	--	--	--	--	--	--	--	--	--	--	--	--	--	--	--	--	--	--	--	--	--	--	--	--	--	--	--	--	--	--	--	--	--	--	--	--	--	--	--	--	--	--	--	--	--	--	--	--	--	--	--	--	--	--	--	--	--	--	--	--	--	--	--	--	--	--	--	--	--	--	--	--	--	--	--	--	--	--	--	--	--	--	--	--	--	--	--	--	--	--	--	--	--	--	--	--	--	--	--	--	--	--	--	--	--	--	--	--	--	--	--	--	--	--	--	--	--	--	--	--	--	--	--	--	--	--	--	--	--	--	--	--	--	--	--	--	--	--	--	--	--	--	--	--	--	--	--	--	--	--	--	--	--	--	--	--	--	--	--	--	--	--	--	--	--	--	--	--	--	--	--	--	--	--	--	--	--	--	--	--	--	--	--	--	--	--	--	--	--	--	--	--	--	--	--	--	--	--	--	--	--	--	--	--	--	--	--	--	--	--	--	--	--	--	--	--	--	--	--	--	--	--	--	--	--	--	--	--	--	--	--	--	--	--	--	--	--	--	--	--	--	--	--	--	--	--	--	--	--	--	--	--	--	--	--	--	--	--	--	--	--	--	--	--	--	--	--	--	--	--	--	--	--	--	--	--	--	--	--	--	--	--	--	--	--	--	--	--	--	--	--	--	--	--	--	--	--	--	--	--	--	--	--	--	--	--	--	--	--	--	--	--	--	--	--	--	--	--	--	--	--	--	--	--	--	--	--	--	--	--	--	--	--	--	--	--	--	--	--	--	--	--	--	--	--	--	--	--	--	--	--	--	--	--	--	--	--	--	--	--	--	--	--	--	--	--	--	--	--	--	--	--	--	--	--	--	--	--	--	--	--	--	--	--	--	--	--	--	--	--	--	--	--	--	--	--	--	--	--	--	--	--	--	--	--	--	--	--	--	--	--	--	--	--	--	--	--	--	--	--	--	--	--	--	--	--	--	--	--	--	--	--	--	--	--	--	--	--	--	--	--	--	--	--	--	--	--	--	--	--	--	--	--	--	--	--	--	--	--	--	--	--	--	--	--	--	--	--	--	--	--	--	--	--	--	--	--	--	--	--	--	--	--	--	--	--	--	--	--	--	--	--	--	--	--	--	--	--	--	--	--	--	--	--	--	--	--	--	--	--	--	--	--	--	--	--	--	--	--	--	--	--	--	--	--	--	--	--	--	--	--	--	--	--	--	--	--	--	--	--	--	--	--	--	--	--	--	--	--	--	--	--	--	--	--	--	--	--	--	--	--	--	--	--	--	--	--	--	--	--	--	--	--	--	--	--	--	--	--	--	--	--	--	--	--	--	--	--	--	--	--	--	--	--	--	--	--	--	--	--	--	--	--	--	--	--	--	--	--	--	--	--	--	--	--	--	--	--	--	--	--	--	--	--	--	--	--	--	--	--	--	--	--	--	--	--	--	--	--	--	--	--	--	--	--	--	--	--	--	--	--	--	--	--	--	--	--	--	--	--	--	--	--	--	--	--	--	--	--	--	--	--	--	--	--	--	--	--	--	--	--	--	--	--	--	--	--	--	--	--	--	--	--	--	--	--	--	--	--	--	--	--	--	--	--	--	--	--	--	--	--	--	--	--	--	--	--	--	--	--	--	--	--	--	--	--	--	--	--	--	--	--	--	--	--	--	--	--	--	--	--	--	--	--	--	--	--	--	--	--	--	--	--	--	--	--	--	--	--	--	--	--	--	--	--	--	--	--	--	--	--	--	--	--	--	--	--	--	--	--	--	--	--	--	--	--	--	--	--	--	--	--	--	--	--	--	--	--	--	--	--	--	--	--	--	--	--	--	--	--	--	--	--	--	--	--	--	--	--	--	--	--	--	--	--	--	--	--	--	--	--	--	--	--	--	--	--	--	--	--	--	--	--	--	--	--	--	--	--	--	--	--	--	--	--	--	--	--	--	--	--	--	--	--	--	--	--	--	--	--	--	--	--	--	--	--	--	--	--	--	--	--	--	--	--	--	--	--	--	--	--	--	--	--	--	--	--	--	--	--	--	--	--	--	--	--	--	--	--	--	--	--	--	--	--	--	--	--	--	--	--	--	--	--	--	--	--	--	--	--	--	--	--	--	--	--	--	--	--	--	--	--	--	--	--	--	--	--	--	--	--	--	--	--	--	--	--	--	--	--	--	--	--	--	--	--	--	--	--	--	--	--	--	--	--	--	--	--	--	--	--	--	--	--	--	--	--	--	--	--	--	--	--	--	--	--	--	--	----

				\$ million						
				CEWS 4week	Period 5	Period 6	Period 7	Period 8	Period 9	Period 10

s.69(1)(g) re: (d)
s.69(1)(g) re: (e)

Furloughed employee portion

Gross - CIT

Gross - PIT

CEWS New scheme

Gross - CIT

Gross - PIT

Total Gross - CIT

Total Gross - PIT

Total Gross

.

.

Furloughed employee portion

Gross - CIT

Gross - PIT

CEWS New scheme

Gross - CIT

Gross - PIT

Total Gross - CIT

Total Gross - PIT

Total Gross

Furloughed employee portion

Gross - CIT

Gross - PIT

CEWS New scheme

Gross - CIT

Gross - PIT

Total Gross - CIT

Total Gross - PIT

Total Gross

Furloughed employee portion

Gross - CIT

Gross - PIT

CEWS New scheme

\$ million

CEWS 4week

Period 5

Period 6

Period 7

Period 8

Period 9

Period 10

\$ million

CEWS 4week

Period 5

Period 6

Period 7

Period 8

\$ million

Period 1

Period 2

Period 3

s.69(1)(g) re: (d)

s.69(1)(g) re: (e)

	CEWS 4week	Period 5	Period 6	Period 7	Period 8	Period 9	Period 10
<i>Furloughed employee portion</i>							
Gross - CIT							
Gross - PIT							
<i>CEWS New scheme</i>							
Gross - CIT							
Gross - PIT							
Total Gross - CIT							
Total Gross - PIT							
Total Gross							

	CEWS 4week	Period 5	Period 6	Period 7	Period 8	Period 9	Period 10
<i>Furloughed employee portion</i>							
Gross - CIT							
Gross - PIT							
<i>CEWS New scheme</i>							
Gross - CIT							
Gross - PIT							
Total Gross - CIT							
Total Gross - PIT							
Total Gross							

	CEWS 4week	Period 5	Period 6	Period 7	Period 8	Period 9	Period 10
<i>Furloughed employee portion</i>							
Gross - CIT							
Gross - PIT							
<i>CEWS New scheme</i>							
Gross - CIT							
Gross - PIT							
Total Gross - CIT							
Total Gross - PIT							
Total Gross							

CEWS 4week Period 5 Period 6 Period 7 Period 8 Period 9 Period 10

s.69(1)(g) re: (d)

s.69(1)(g) re: (e)

Furloughed employee portion

Gross - CIT

Gross - PIT

CEWS New scheme

Gross - CIT

Gross - PIT

Total Gross - CIT

Total Gross - PIT

Total Gross

.

.

Furloughed employee portion

Gross - CIT

Gross - PIT

CEWS New scheme

Gross - CIT

Gross - PIT

Total Gross - CIT

Total Gross - PIT

Total Gross

--

--

Furloughed employee portion

Gross - CIT

Gross - PIT

CEWS New scheme

Gross - CIT

Gross - PIT

Total Gross - CIT

Total Gross - PIT

Total Gross

--

.

.

Furloughed employee portion

Gross - CIT

Gross - PIT

CEWS New scheme

Gross - CIT

s.69(1)(g) re: (d)

s.69(1)(g) re: (e)

Gross - PIT		
Total Gross - CIT		
Total Gross - PIT		
Total Gross		

:

Furloughed employee portion

Gross - CIT		
Gross - PIT		
CEWS New scheme		
Gross - CIT		
Gross - PIT		
Total Gross - CIT		
Total Gross - PIT		
Total Gross		

Furloughed employee portion

Gross - CIT		
Gross - PIT		
CEWS New scheme		
Gross - CIT		
Gross - PIT		
Total Gross - CIT		
Total Gross - PIT		
Total Gross		

Furloughed employee portion

Gross - CIT		
Gross - PIT		
CEWS New scheme		
Gross - CIT		
Gross - PIT		
Total Gross - CIT		
Total Gross - PIT		

s.69(1)(g) re: (d)

s.69(1)(g) re: (e)

	CEWS 4week	Period 5	Period 6	Period 7	Period 8	Period 9	Period 10
--	------------	----------	----------	----------	----------	----------	-----------

Gross - CIT

CEWS New scheme

Gross - CIT	888	1,006
-------------	-----	-------

Gross - PIT

Total Gross - CIT

Total Gross - PIT

Total Gross

	CEWS 4week	Period 5	Period 6	Period 7	Period 8	Period 9	Period 10
1							
2							
3							
4							
5							
6							
7							
8							
9							
10							
11							
12							
13							
14							
15							
16							
17							
18							
19							
20							
21							
22							
23							
24							
25							
26							
27							
28							
29							
30							
31							
32							
33							
34							
35							
36							
37							
38							
39							
40							
41							
42							
43							
44							
45							
46							
47							
48							
49							
50							
51							
52							
53							
54							
55							
56							
57							
58							
59							
60							
61							
62							
63							
64							
65							
66							
67							
68							
69							
70							
71							
72							
73							
74							
75							
76							
77							
78							
79							
80							
81							

Gross - CIT

Gross - PIT

CEWS New scheme

Gross - CIT

Gross - PIT

[illegible]

Total Gross - PIT

Total Gross	
--------------------	--

	CEWS 4week	Period 5	Period 6	Period 7	Period 8	Period 9	Period 10
--	------------	----------	----------	----------	----------	----------	-----------

Gross - CIT

Gross - PIT

CEWS New scheme

Gross - CIT

Gross - PIT

Total Gross - CIT

Total Gross - PIT

Total Gross

© 2006 The Authors
Journal compilation © 2006 Blackwell Publishing Ltd

	CEWS 4week	Period 5	Period 6	Period 7	Period 8	Period 9	Period 10
--	------------	----------	----------	----------	----------	----------	-----------

s.69(1)(g) re: (e)

(198) (19)

Gross - CIT

CEWS New scheme

Gross - CIT

Gross - PIT

Total Gross - CIT

Total Gross - PIT

Total Gross

Gross - CIT

Gross - PIT

CEWS New scheme

Gross - CIT

Gross - PIT

Total Gross - CIT

Total Gross - PIT

Total Gross

	Total Gross

Gross - CIT

Gross - PIT

CEWS New scheme

Gross - CIT

Gross - PIT

Total Gross - CIT

Total Gross - PIT

Total Gross

s.69(1)(g) re: (d)

s.69(1)(g) re: (e)

Taxable PIT	64%
-------------	-----

2016A	2017A	2018A	2019A	2020A
-------	-------	-------	-------	-------

Share of cost	<u>\$ million</u>
---------------	-------------------

Share of cost	\$ million
---------------	------------

Total Net - Rounded

		Share of cost	\$ million								Share of cost			
			2017	2018	Total	Total adjusted for share	Partnerhsips only	Total Without Tax exempt and partnerships				2017	2018	Total
Tier 1 - CIT									Tier 1 - CIT					
Tier 1 - PIT									Tier 1 - PIT					
Tier 2 - CIT									Tier 2 - CIT					
Tier 2 - PIT									Tier 2 - PIT					
Total Gross - CIT									Total Gross - CIT					
Total Gross - PIT									Total Gross - PIT					
Income Inclusion - CIT									Income Inclusion - CIT					
Income Inclusion - PIT									Income Inclusion - PIT					
Total Net - CIT									Total Net - CIT					
Total Net - PIT									Total Net - PIT					
Total Net									Total Net					
Total Net - CIT - Rounded									Total Net - CIT - Rounded					
Total Net - PIT - Rounded									Total Net - PIT - Rounded					
Total Net - Rounded									Total Net - Rounded					

		Share of cost	\$ million								Share of cost			
			2017	2018	Total	Total adjusted for share	Partnerhsips only	Total Without Tax exempt and partnerships				2017	2018	Total
Tier 1 - CIT									Tier 1 - CIT					
Tier 1 - PIT									Tier 1 - PIT					
Tier 2 - CIT									Tier 2 - CIT					
Tier 2 - PIT									Tier 2 - PIT					
Total Gross - CIT									Total Gross - CIT					
Total Gross - PIT									Total Gross - PIT					
Income Inclusion - CIT									Income Inclusion - CIT					
Income Inclusion - PIT									Income Inclusion - PIT					
Total Net - CIT									Total Net - CIT					
Total Net - PIT									Total Net - PIT					
Total Net									Total Net					
Total Net - CIT - Rounded									Total Net - CIT - Rounded					
Total Net - PIT - Rounded									Total Net - PIT - Rounded					
Total Net - Rounded									Total Net - Rounded					

		Share of cost	\$ million								Share of cost			
			2017	2018	Total	Total adjusted for share	Partnerhsips only	Total Without Tax exempt and partnerships				2017	2018	Total
Tier 1 - CIT									Tier 1 - CIT					
Tier 1 - PIT									Tier 1 - PIT					

s.69(1)(g) re: (d)

s.69(1)(g) re: (e)

Tier 2 - CIT
Tier 2 - PIT

Total Gross - CIT
Total Gross - PIT

Income Inclusion - CIT
Income Inclusion - PIT

Total Net - CIT
Total Net - PIT
Total Net

Total Net - CIT - Rounded
Total Net - PIT - Rounded
Total Net - Rounded

Tier 2 - CIT
Tier 2 - PIT

Total Gross - CIT
Total Gross - PIT

Income Inclusion - CIT
Income Inclusion - PIT

Total Net - CIT
Total Net - PIT
Total Net

Total Net - CIT - Rounded
Total Net - PIT - Rounded
Total Net - Rounded

	Share of cost	\$ million							Share of cost		
							Total Without Tax exempt and partnerships				
		2017	2018	Total	Total adjusted for share	Partnerships only			2017	2018	Total
Tier 1 - CIT							Tier 1 - CIT				
Tier 1 - PIT							Tier 1 - PIT				
Tier 2 - CIT							Tier 2 - CIT				
Tier 2 - PIT							Tier 2 - PIT				
Total Gross - CIT							Total Gross - CIT				
Total Gross - PIT							Total Gross - PIT				
Income Inclusion - CIT							Income Inclusion - CIT				
Income Inclusion - PIT							Income Inclusion - PIT				
Total Net - CIT							Total Net - CIT				
Total Net - PIT							Total Net - PIT				
Total Net							Total Net				
Total Net - CIT - Rounded							Total Net - CIT - Rounded				
Total Net - PIT - Rounded							Total Net - PIT - Rounded				
Total Net - Rounded							Total Net - Rounded				

		Share of cost		\$ million							Share of cost	
				Total Without Tax exempt and partnerhsips								
		2017	2018	Total	Total adjusted for share	Partnerhsips only	partnerhsips			2017	2018	Total
Tier 1 - CIT								Tier 1 - CIT				
Tier 1 - PIT								Tier 1 - PIT				
Tier 2 - CIT								Tier 2 - CIT				
Tier 2 - PIT								Tier 2 - PIT				

Total Gross - CIT
Total Gross - PIT

Total Gross - CIT
Total Gross - PIT

s.69(1)(g) re: (d)
s.69(1)(g) re: (e)

Income Inclusion - CIT							Income Inclusion - CIT								
Income Inclusion - PIT							Income Inclusion - PIT								
Total Net - CIT							Total Net - CIT								
Total Net - PIT							Total Net - PIT								
Total Net							Total Net								
Total Net - CIT - Rounded							Total Net - CIT - Rounded								
Total Net - PIT - Rounded							Total Net - PIT - Rounded								
Total Net - Rounded							Total Net - Rounded								
		Share of cost	\$ million							Share of cost					
							Total Without Tax exempt and partnerhsips								
			2017	2018	Total	Total adjusted for share	Partnerhsips only				2017	2018	Total		
Tier 1 - CIT								Tier 1 - CIT							
Tier 1 - PIT								Tier 1 - PIT							
Tier 2 - CIT								Tier 2 - CIT							
Tier 2 - PIT								Tier 2 - PIT							
Total Gross - CIT								Total Gross - CIT							
Total Gross - PIT								Total Gross - PIT							
Income Inclusion - CIT								Income Inclusion - CIT							
Income Inclusion - PIT								Income Inclusion - PIT							
Total Net - CIT								Total Net - CIT							
Total Net - PIT								Total Net - PIT							
Total Net								Total Net							
Total Net - CIT - Rounded								Total Net - CIT - Rounded							
Total Net - PIT - Rounded								Total Net - PIT - Rounded							
Total Net - Rounded								Total Net - Rounded							
		Share of cost	\$ million							Share of cost					
							Total Without Tax exempt and partnerhsips								
			2017	2018	Total	Total adjusted for share	Partnerhsips only				2017	2018	Total		
Tier 1 - CIT								Tier 1 - CIT							
Tier 1 - PIT								Tier 1 - PIT							
Tier 2 - CIT								Tier 2 - CIT							
Tier 2 - PIT								Tier 2 - PIT							
Total Gross - CIT								Total Gross - CIT							
Total Gross - PIT								Total Gross - PIT							
Income Inclusion - CIT								Income Inclusion - CIT							
Income Inclusion - PIT								Income Inclusion - PIT							
Total Net - CIT								Total Net - CIT							
Total Net - PIT								Total Net - PIT							
Total Net								Total Net							
												s.69(1)(g) re: (d)			
												s.69(1)(g) re: (e)			

Total Net - CIT - Rounded
Total Net - PIT - Rounded
Total Net - Rounded

Total Net - CIT - Rounded
Total Net - PIT - Rounded
Total Net - Rounded

		Share of cost	\$ million								Share of cost			
			2017	2018	Total	Total adjusted for share	Partnerhsips only	Total Without Tax exempt and partnerhsips				2017	2018	Total
Tier 1 - CIT									Tier 1 - CIT					
Tier 1 - PIT									Tier 1 - PIT					
Tier 2 - CIT									Tier 2 - CIT					
Tier 2 - PIT									Tier 2 - PIT					
Total Gross - CIT									Total Gross - CIT					
Total Gross - PIT									Total Gross - PIT					
Income Inclusion - CIT									Income Inclusion - CIT					
Income Inclusion - PIT									Income Inclusion - PIT					
Total Net - CIT									Total Net - CIT					
Total Net - PIT									Total Net - PIT					
Total Net									Total Net					
Total Net - CIT - Rounded									Total Net - CIT - Rounded					
Total Net - PIT - Rounded									Total Net - PIT - Rounded					
Total Net - Rounded									Total Net - Rounded					

		Share of cost	\$ million								Share of cost			
			2017	2018	Total	Total adjusted for share	Partnerhsips only	Total Without Tax exempt and partnerhsips				2017	2018	Total
Tier 1 - CIT									Tier 1 - CIT					
Tier 1 - PIT									Tier 1 - PIT					
Tier 2 - CIT									Tier 2 - CIT					
Tier 2 - PIT									Tier 2 - PIT					
Total Gross - CIT									Total Gross - CIT					
Total Gross - PIT									Total Gross - PIT					
Income Inclusion - CIT									Income Inclusion - CIT					
Income Inclusion - PIT									Income Inclusion - PIT					
Total Net - CIT									Total Net - CIT					
Total Net - PIT									Total Net - PIT					
Total Net									Total Net					
Total Net - CIT - Rounded									Total Net - CIT - Rounded					
Total Net - PIT - Rounded									Total Net - PIT - Rounded					
Total Net - Rounded									Total Net - Rounded					

s.69(1)(g) re: (d)
s.69(1)(g) re: (e)

		Total Without Tax exempt and partnerhsips								
		2017	2018	Total	Total adjusted for share	Partnerhsips only		2017	2018	Total
Tier 1 - CIT							Tier 1 - CIT			
Tier 1 - PIT							Tier 1 - PIT			
Tier 2 - CIT							Tier 2 - CIT			
Tier 2 - PIT							Tier 2 - PIT			
Total Gross - CIT							Total Gross - CIT			
Total Gross - PIT							Total Gross - PIT			
Income Inclusion - CIT							Income Inclusion - CIT			
Income Inclusion - PIT							Income Inclusion - PIT			
Total Net - CIT							Total Net - CIT			
Total Net - PIT							Total Net - PIT			
Total Net							Total Net			
Total Net - CIT - Rounded							Total Net - CIT - Rounded			
Total Net - PIT - Rounded							Total Net - PIT - Rounded			
Total Net - Rounded							Total Net - Rounded			

		Total Without Tax exempt and partnerhsips								
		2017	2018	Total	Total adjusted for share	Partnerhsips only		2017	2018	Total
Tier 1 - CIT							Tier 1 - CIT			
Tier 1 - PIT							Tier 1 - PIT			
Tier 2 - CIT							Tier 2 - CIT			
Tier 2 - PIT							Tier 2 - PIT			
Total Gross - CIT							Total Gross - CIT			
Total Gross - PIT							Total Gross - PIT			
Income Inclusion - CIT							Income Inclusion - CIT			
Income Inclusion - PIT							Income Inclusion - PIT			
Total Net - CIT							Total Net - CIT			
Total Net - PIT							Total Net - PIT			
Total Net							Total Net			
Total Net - CIT - Rounded							Total Net - CIT - Rounded			
Total Net - PIT - Rounded							Total Net - PIT - Rounded			
Total Net - Rounded							Total Net - Rounded			

		Total Without Tax exempt and partnerhsips								
		2017	2018	Total	Total adjusted for share	Partnerhsips only		2017	2018	Total
Tier 1 - CIT							Tier 1 - CIT			
Tier 1 - PIT							Tier 1 - PIT			
Tier 2 - CIT							Tier 2 - CIT			

s.69(1)(g) re: (d)
s.69(1)(g) re: (e)

Tier 2 - PIT	
Total Gross - CIT	
Total Gross - PIT	
Income Inclusion - CIT	
Income Inclusion - PIT	
Total Net - CIT	
Total Net - PIT	
Total Net	
Total Net - CIT - Rounded	
Total Net - PIT - Rounded	
Total Net - Rounded	

Tier 2 - PIT	
Total Gross - CIT	
Total Gross - PIT	
Income Inclusion - CIT	
Income Inclusion - PIT	
Total Net - CIT	
Total Net - PIT	
Total Net	
Total Net - CIT - Rounded	
Total Net - PIT - Rounded	
Total Net - Rounded	

	Share of cost	\$ million					Total Without Tax exempt and partnerhsips		Share of cost			
		2017	2018	Total	Total adjusted for share	Partnerhsips only				2017	2018	Total
Tier 1 - CIT								Tier 1 - CIT				
Tier 1 - PIT								Tier 1 - PIT				
Tier 2 - CIT								Tier 2 - CIT				
Tier 2 - PIT								Tier 2 - PIT				
Total Gross - CIT								Total Gross - CIT				
Total Gross - PIT								Total Gross - PIT				
Income Inclusion - CIT								Income Inclusion - CIT				
Income Inclusion - PIT								Income Inclusion - PIT				
Total Net - CIT								Total Net - CIT				
Total Net - PIT								Total Net - PIT				
Total Net								Total Net				
Total Net - CIT - Rounded								Total Net - CIT - Rounded				
Total Net - PIT - Rounded								Total Net - PIT - Rounded				
Total Net - Rounded								Total Net - Rounded				

	Share of cost	\$ million					Total Without Tax exempt and partnerhsips		Share of cost			
		2017	2018	Total	Total adjusted for share	Partnerhsips only				2017	2018	Total
Tier 1 - CIT								Tier 1 - CIT				
Tier 1 - PIT								Tier 1 - PIT				
Tier 2 - CIT								Tier 2 - CIT				
Tier 2 - PIT								Tier 2 - PIT				
Total Gross - CIT								Total Gross - CIT				
Total Gross - PIT								Total Gross - PIT				
Income Inclusion - CIT								Income Inclusion - CIT		s.69(1)(g) re: (d)		
Income Inclusion - PIT								Income Inclusion - PIT		s.69(1)(g) re: (e)		

Total Net - CIT
Total Net - PIT
Total Net

Total Net - CIT
Total Net - PIT
Total Net

Total Net - CIT - Rounded
Total Net - PIT - Rounded
Total Net - Rounded

Total Net - CIT - Rounded
Total Net - PIT - Rounded
Total Net - Rounded

	Share of cost	\$ million					Total Without Tax exempt and partnerhsips		Share of cost			
		2017	2018	Total	Total adjusted for share	Partnerhsips only				2017	2018	Total
Tier 1 - CIT							Tier 1 - CIT					
Tier 1 - PIT							Tier 1 - PIT					
Tier 2 - CIT							Tier 2 - CIT					
Tier 2 - PIT							Tier 2 - PIT					
Total Gross - CIT							Total Gross - CIT					
Total Gross - PIT							Total Gross - PIT					
Income Inclusion - CIT							Income Inclusion - CIT					
Income Inclusion - PIT							Income Inclusion - PIT					
Total Net - CIT							Total Net - CIT					
Total Net - PIT							Total Net - PIT					
Total Net							Total Net					
Total Net - CIT - Rounded							Total Net - CIT - Rounded					
Total Net - PIT - Rounded							Total Net - PIT - Rounded					
Total Net - Rounded							Total Net - Rounded					

	Share of cost	\$ million					Total Without Tax exempt and partnerships
		2017	2018	Total	Total adjusted for share	Partnerships only	
Tier 1 - CIT							
Tier 1 - PIT							
Tier 2 - CIT							
Tier 2 - PIT							
Total Gross - CIT							
Total Gross - PIT							
Income Inclusion - CIT							
Income Inclusion - PIT							
Total Net - CIT							
Total Net - PIT							
Total Net							
Total Net - CIT - Rounded							
Total Net - PIT - Rounded							
Total Net - Rounded							

s.69(1)(g) re: (d)
s.69(1)(g) re: (e)

[illegible]

Total Gross - CIT	
Total Gross - PIT	
Income Inclusion - CIT	
Income Inclusion - PIT	
Total Net - CIT	
Total Net - PIT	
Total Net	
Total Net - CIT - Rounded	
Total Net - PIT - Rounded	
Total Net - Rounded	

Share of cost	\$ million					Total Without Tax exempt and partnerships
	2017	2018	Total	Total adjusted for share	Partnerships only	

Total Gross - CIT
Total Gross - PIT

Income Inclusion - CIT
Income Inclusion - PIT

Total Net - CIT
Total Net - PIT
Total Net

Total Net - CIT - Rounded

Total Net - PIT - Rounded

Total Net - Rounded

	Share of cost	\$ million						Share of cost			
		2017	2018	Total	Total adjusted for share	Partnerships only	Total Without Tax exempt and partnerships		2017	2018	Total
Tier 1 - CIT								Tier 1 - CIT			
Tier 1 - PIT								Tier 1 - PIT			
Tier 2 - CIT								Tier 2 - CIT			

Tier 2 - PIT
Total Gross - CIT
Total Gross - PIT
Income Inclusion - CIT
Income Inclusion - PIT
Total Net - CIT
Total Net - PIT
Total Net
Total Net - CIT - Rounded
Total Net - PIT - Rounded
Total Net - Rounded

Tier 2 - PIT
Total Gross - CIT
Total Gross - PIT
Income Inclusion - CIT
Income Inclusion - PIT
Total Net - CIT
Total Net - PIT
Total Net
Total Net - CIT - Rounded
Total Net - PIT - Rounded
Total Net - Rounded

	Share of cost	\$ million					Total Without Tax exempt and partnerhsips		Share of cost							
		2017	2018	Total	Total adjusted for share	Partnerhsips only				2017	2018	Total				
Total Gross - CIT									Total Gross - CIT							
Total Gross - PIT									Total Gross - PIT							
Income Inclusion - CIT									Income Inclusion - CIT							
Income Inclusion - PIT									Income Inclusion - PIT							
Total Net - CIT									Total Net - CIT							
Total Net - PIT									Total Net - PIT							
Total Net									Total Net							
Total Net - CIT - Rounded									Total Net - CIT - Rounded							
Total Net - PIT - Rounded									Total Net - PIT - Rounded							
Total Net - Rounded									Total Net - Rounded							

	Share of cost	\$ million						Total Without Tax exempt and partnerhsips		Share of cost						
		2017	2018	Total	Total adjusted for share	Partnerhsips only					2017	2018	Total			
Tier 1 - CIT								Tier 1 - CIT								
Tier 1 - PIT								Tier 1 - PIT								
Tier 2 - CIT								Tier 2 - CIT								
Tier 2 - PIT								Tier 2 - PIT								
Total Gross - CIT								Total Gross - CIT								
Total Gross - PIT								Total Gross - PIT								
Income Inclusion - CIT								Income Inclusion - CIT			s.69(1)(g) re: (d)					
											s.69(1)(g) re: (e)					

		Share of cost	\$ million					
Total Without Tax exempt and								Total Without Tax
Total adjusted for s/	partnerhsips only	partnerhsips	2017	2018	Total	Total adjusted for share	Partnerhsips only	exempt and partnerhsips
	Tier 1 - CIT							
	Tier 1 - PIT							
	Tier 2 - CIT							
	Tier 2 - PIT							
	Total Gross - CIT							
	Total Gross - PIT							
	Income Inclusion - CIT							
	Income Inclusion - PIT							
	Total Net - CIT							
	Total Net - PIT							
	Total Net							
	Total Net - CIT - Rounded							
	Total Net - PIT - Rounded							
	Total Net - Rounded							

s.69(1)(g) re: (d)

s.69(1)(g) re: (e)

\$ million				Share of cost		\$ million			
Total adjusted for share	Partnerhsips only	Total Without Tax exempt and partnerhsips				2017	2018	Total	Total adjusted for share Partnerhsips only Total Without Tax exempt and partnerhsips
		Tier 1 - CIT							
		Tier 1 - PIT							
		Tier 2 - CIT							
		Tier 2 - PIT							
		Total Gross - CIT							
		Total Gross - PIT							
		Income Inclusion - CIT							
		Income Inclusion - PIT							
		Total Net - CIT							
		Total Net - PIT							
		Total Net							
		Total Net - CIT - Rounded							
		Total Net - PIT - Rounded							
		Total Net - Rounded							

\$ million				Share of cost				\$ million	
	Total Without Tax exempt and partnerhsips							Total Without Tax exempt and partnerhsips	
Total adjusted for sl	Partnerhsips only			2017	2018	Total	Total adjusted for share	Partnerhsips only	
		Tier 1 - CIT							
		Tier 1 - PIT							
		Tier 2 - CIT							
		Tier 2 - PIT							
		Total Gross - CIT							
		Total Gross - PIT							
		Income Inclusion - CIT							
		Income Inclusion - PIT							
		Total Net - CIT							
		Total Net - PIT							
		Total Net							
		Total Net - CIT - Rounded							
		Total Net - PIT - Rounded							
		Total Net - Rounded							

s.69(1)(g) re: (d)

s.69(1)(g) re: (e)

\$ million			Share of cost			\$ million			Share of cost		
Total Without Tax exempt and partnerhsips						Total Without Tax exempt and partnerhsips					
Total adjusted for si Partnerhsips only			2017	2018	Total	Total adjusted for share	Partnerhsips only		2017	2018	Total
		Tier 1 - CIT						Tier 1 - CIT			
		Tier 1 - PIT						Tier 1 - PIT			

	Tier 2 - CIT	
	Tier 2 - PIT	
	Total Gross - CIT	
	Total Gross - PIT	
	Income Inclusion - CIT	
	Income Inclusion - PIT	
	Total Net - CIT	
	Total Net - PIT	
	Total Net	
	Total Net - CIT - Rounded	
	Total Net - PIT - Rounded	
	Total Net - Rounded	

Tier 2 - CIT	
Tier 2 - PIT	
Total Gross - CIT	
Total Gross - PIT	
Income Inclusion - CIT	
Income Inclusion - PIT	
Total Net - CIT	
Total Net - PIT	
Total Net	
Total Net - CIT - Rounded	
Total Net - PIT - Rounded	

\$ million		Share of cost		\$ million		Total Without Tax exempt and partnerhsips	
Total adjusted for sl	Partnerhsips only			2017	2018	Total	Total adjusted for share
							Partnerhsips only
	Tier 1 - CIT						
	Tier 1 - PIT						
	Tier 2 - CIT						
	Tier 2 - PIT						
	Total Gross - CIT						
	Total Gross - PIT						
	Income Inclusion - CIT						
	Income Inclusion - PIT						
	Total Net - CIT						
	Total Net - PIT						
	Total Net						
	Total Net - CIT - Rounded						
	Total Net - PIT - Rounded						
	Total Net - Rounded						

s.69(1)(g) re: (d)
s.69(1)(g) re: (e)

\$ million		Share of cost		\$ million		Total Without Tax exempt and partnerhsips		Share of cost	
Total adjusted for sl	Partnerhsips only			2017	2018	Total	Total adjusted for share	Partnerhsips only	2017
								Partnerhsips only	2018
	Tier 1 - CIT							Tier 1 - CIT	Total
	Tier 1 - PIT							Tier 1 - PIT	
	Tier 2 - CIT							Tier 2 - CIT	
	Tier 2 - PIT							Tier 2 - PIT	
	Total Gross - CIT							Total Gross - CIT	
	Total Gross - PIT							Total Gross - PIT	

		Total Without Tax exempt and partnerhsips					Total Without Tax exempt and partnerhsips								
Total adjusted for sl	Partnerhsips only		2017	2018	Total	Total adjusted for share	Partnerhsips only		2017	2018	Total				
	Tier 1 - CIT							Tier 1 - CIT							
	Tier 1 - PIT							Tier 1 - PIT							
	Tier 2 - CIT							Tier 2 - CIT							
	Tier 2 - PIT							Tier 2 - PIT							
	Total Gross - CIT							Total Gross - CIT							
	Total Gross - PIT							Total Gross - PIT							
	Income Inclusion - CIT							Income Inclusion - CIT							
	Income Inclusion - PIT							Income Inclusion - PIT							
	Total Net - CIT							Total Net - CIT							
	Total Net - PIT							Total Net - PIT							
	Total Net							Total Net							
	Total Net - CIT - Rounded							Total Net - CIT - Rounded							
	Total Net - PIT - Rounded							Total Net - PIT - Rounded							
	Total Net - Rounded							Total Net - Rounded							

\$ million		Share of cost		\$ million				Share of cost				
Total Without Tax exempt and partnerhsips				Total Without Tax exempt and partnerhsips								
Total adjusted for sl	Partnerhsips only			2017	2018	Total	Total adjusted for share	Partnerhsips only		2017	2018	Total
	Tier 1 - CIT									Tier 1 - CIT		
	Tier 1 - PIT									Tier 1 - PIT		
	Tier 2 - CIT									Tier 2 - CIT		
	Tier 2 - PIT									Tier 2 - PIT		
	Total Gross - CIT									Total Gross - CIT		
	Total Gross - PIT									Total Gross - PIT		
	Income Inclusion - CIT									Income Inclusion - CIT		
	Income Inclusion - PIT									Income Inclusion - PIT		
	Total Net - CIT									Total Net - CIT		
	Total Net - PIT									Total Net - PIT		
	Total Net									Total Net		

\$ million				Share of cost		\$ million				Share of cost	
		Total Without Tax exempt and partnerhsips					Total Without Tax exempt and partnerhsips				
Total adjusted for sl Partnerhsips only			2017	2018	Total	Total adjusted for share	Partnerhsips only		2017	2018	Total
		Tier 1 - CIT						Tier 1 - CIT			
		Tier 1 - PIT						Tier 1 - PIT			
		Tier 2 - CIT						Tier 2 - CIT			

s.69(1)(g) re: (d)
s.69(1)(g) re: (e)

s.69(1)(g) re: (d)
s.69(1)(g) re: (e)

\$ million	
	Total Without Tax exempt and partnerhsips
Total adjusted for sl Partnerhsips only	

--

--

\$ million		Share of cost	\$ million						Share of cost			
	Total Without Tax exempt and partnerhsips		2017	2018	Total	Total adjusted for share	Partnerhsips only	Total Without Tax exempt and partnerhsips		2017	2018	Total
Total adjusted for sl Partnerhsips only												
	Tier 1 - CIT							Tier 1 - CIT				
	Tier 1 - PIT							Tier 1 - PIT				
	Tier 2 - CIT							Tier 2 - CIT				
	Tier 2 - PIT							Tier 2 - PIT				
	Total Gross - CIT							Total Gross - CIT				
	Total Gross - PIT							Total Gross - PIT				
	Income Inclusion - CIT							Income Inclusion - CIT				
	Income Inclusion - PIT							Income Inclusion - PIT				
	Total Net - CIT							Total Net - CIT				
	Total Net - PIT							Total Net - PIT				
	Total Net							Total Net				
	Total Net - CIT - Rounded							Total Net - CIT - Rounded				
	Total Net - PIT - Rounded							Total Net - PIT - Rounded				
	Total Net - Rounded							Total Net - Rounded				

s.69(1)(g) re: (d)
s.69(1)(g) re: (e)

	Tier 2 - PIT
	Total Gross - CIT
	Total Gross - PIT
	Income Inclusion - CIT
	Income Inclusion - PIT
	Total Net - CIT
	Total Net - PIT
	Total Net
	Total Net - CIT - Rounded
	Total Net - PIT - Rounded
	Total Net - Rounded

<u>\$ million</u>	Total Without Tax exempt and partnerhsips
Total adjusted for sl Partnerhsips only	

	Tier 2 - PIT
	Total Gross - CIT
	Total Gross - PIT
	Income Inclusion - CIT
	Income Inclusion - PIT
	Total Net - CIT
	Total Net - PIT
	Total Net
	Total Net - CIT - Rounded
	Total Net - PIT - Rounded
	Total Net - Rounded

<u>\$ million</u>		Share of cost	<u>\$ million</u>						Share of cost			
	Total Without Tax exempt and partnerhsips							Total Without Tax exempt and partnerhsips		2017	2018	Total
Total adjusted for sl Partnerhsips only			2017	2018	Total	Total adjusted for share	Partnerhsips only					
	Tier 1 - CIT							Tier 1 - CIT				
	Tier 1 - PIT							Tier 1 - PIT				
	Tier 2 - CIT							Tier 2 - CIT				
	Tier 2 - PIT							Tier 2 - PIT				
	Total Gross - CIT							Total Gross - CIT				
	Total Gross - PIT							Total Gross - PIT				
	Income Inclusion - CIT							Income Inclusion - CIT				

s.69(1)(g) re: (d)
s.69(1)(g) re: (e)

	Income Inclusion - PIT
	Total Net - CIT
	Total Net - PIT
	Total Net
	Total Net - CIT - Rounded
	Total Net - PIT - Rounded
	Total Net - Rounded

\$ million	
	Total Without Tax exempt and
Total adjusted for sl Partnerhsips only	partnerhsips



Income Inclusion - PIT

Total Net - CIT
Total Net - PIT
Total Net

Total Net - CIT - Rounded
Total Net - PIT - Rounded
Total Net - Rounded

s.69(1)(g) re: (d)
s.69(1)(g) re: (e)

BLANK PAGE


s.69(1)(g) re: (d)
s.69(1)(g) re: (e)

\$ million		
		Total Without Tax exempt and partnerhsips
Total adjusted for share	Partnerhsips only	




<u>\$ million</u>		
		Total Without Tax exempt and partnerhsips
Total adjusted for share	Partnerhsips only	

s.69(1)(g) re: (d)
s.69(1)(g) re: (e)



<u>\$ million</u>		
		Total Without Tax exempt and
<u>Total adjusted for share</u>	<u>Partnerships only</u>	<u>partnerships</u>

s.69(1)(g) re: (d)
s.69(1)(g) re: (e)



\$ million		
		Total Without Tax exempt and
Total adjusted for share	Partnerships only	partnerships



\$ million

s.69(1)(g) re: (d)
s.69(1)(g) re: (e)

		Total Without Tax exempt and partnerhsips
Total adjusted for share	Partnerhsips only	



\$ million			Share of cost		\$ million			Share of cost		\$ million			Share of cost		\$ million		
Total Without Tax exempt and partnerhsips					Total Without Tax exempt and partnerhsips					Total Without Tax exempt and partnerhsips					Total Without Tax exempt and partnerhsips		
Total adjusted for share	Partnerhsips only		2017	2018	Total	Total adjusted for share	Partnerhsips only			2017	2018	Total	Total adjusted for share	Partnerhsips only			
		Tier 1 - CIT						Tier 1 - CIT									
		Tier 1 - PIT						Tier 1 - PIT									
		Tier 2 - CIT						Tier 2 - CIT									
		Tier 2 - PIT						Tier 2 - PIT									
		Total Gross - CIT						Total Gross - CIT									
		Total Gross - PIT						Total Gross - PIT									
		Income Inclusion - CIT						Income Inclusion - CIT									
		Income Inclusion - PIT						Income Inclusion - PIT									
		Total Net - CIT						Total Net - CIT									
		Total Net - PIT						Total Net - PIT									
		Total Net						Total Net									
		Total Net - CIT - Rounded						Total Net - CIT - Rounded									
		Total Net - PIT - Rounded						Total Net - PIT - Rounded									
		Total Net - Rounded						Total Net - Rounded									

\$ million			Share of cost		\$ million			Share of cost		\$ million			Share of cost		\$ million		
Total Without Tax exempt and partnerhsips					Total Without Tax exempt and partnerhsips					Total Without Tax exempt and partnerhsips					Total Without Tax exempt and partnerhsips		
Total adjusted for share	Partnerhsips only		2017	2018	Total	Total adjusted for share	Partnerhsips only			2017	2018	Total	Total adjusted for share	Partnerhsips only			
		Tier 1 - CIT						Tier 1 - CIT									
		Tier 1 - PIT						Tier 1 - PIT									
		Tier 2 - CIT						Tier 2 - CIT									

s.69(1)(g) re: (d)

s.69(1)(g) re: (e)

	Tier 2 - PIT	
	Total Gross - CIT	
	Total Gross - PIT	
	Income Inclusion - CIT	
	Income Inclusion - PIT	
	Total Net - CIT	
	Total Net - PIT	
	Total Net	
	Total Net - CIT - Rounded	
	Total Net - PIT - Rounded	
	Total Net - Rounded	

Tier 2 - PIT

Total Gross - CIT

Total Gross - PIT

Income Inclusion - CIT

Income Inclusion - PIT

Total Net - CIT

Total Net - PIT

Total Net

Total Net - CIT - Rounded

Total Net - PIT - Rounded

Total Net - Rounded

\$ million			\$ million					\$ million							
		Total Without Tax exempt and partnerhsips	Share of cost					Total Without Tax exempt and partnerhsips		Share of cost					Total Without Tax exempt and partnerhsips
Total adjusted for share	Partnerhsips only		2017	2018	Total	Total adjusted for share	Partnerhsips only		2017	2018	Total	Total adjusted for share	Partnerhsips only		
		Tier 1 - CIT						Tier 1 - CIT							
		Tier 1 - PIT						Tier 1 - PIT							
		Tier 2 - CIT						Tier 2 - CIT							
		Tier 2 - PIT						Tier 2 - PIT							
		Total Gross - CIT						Total Gross - CIT							
		Total Gross - PIT						Total Gross - PIT							
		Income Inclusion - CIT						Income Inclusion - CIT							
		Income Inclusion - PIT						Income Inclusion - PIT							
		Total Net - CIT						Total Net - CIT							
		Total Net - PIT						Total Net - PIT							
		Total Net						Total Net							
		Total Net - CIT - Rounded						Total Net - CIT - Rounded							
		Total Net - PIT - Rounded						Total Net - PIT - Rounded							
		Total Net - Rounded						Total Net - Rounded							

<u>\$ million</u>			Share of cost		<u>\$ million</u>					Share of cost		<u>\$ million</u>					Share of cost		
Total adjusted for share	Partnerships only	Total Without Tax exempt and partnerships						Total Without Tax exempt and partnerships						Total Without Tax exempt and partnerships					
			2017	2018	Total	Total adjusted for share	Partnerships only		2017	2018	Total	Total adjusted for share	Partnerships only						
		Tier 1 - CIT								Tier 1 - CIT									
		Tier 1 - PIT								Tier 1 - PIT									
		Tier 2 - CIT								Tier 2 - CIT									
		Tier 2 - PIT								Tier 2 - PIT									
		Total Gross - CIT								Total Gross - CIT									
		Total Gross - PIT								Total Gross - PIT									
		Income Inclusion - CIT								Income Inclusion - CIT									
		Income Inclusion - PIT								Income Inclusion - PIT									

s.69(1)(g) re: (d)

s.69(1)(g) re: (e)

			Total Net - CIT						Total Net - CIT					
			Total Net - PIT						Total Net - PIT					
			Total Net						Total Net					
			Total Net - CIT - Rounded						Total Net - CIT - Rounded					
			Total Net - PIT - Rounded						Total Net - PIT - Rounded					
			Total Net - Rounded						Total Net - Rounded					
<u>\$ million</u>			Share of cost			<u>\$ million</u>			Share of cost					
Total Without Tax exempt and partnerhsips						Total Without Tax exempt and partnerhsips								
Total adjusted for share	Partnerhsips only		2017	2018	Total	Total adjusted for share	Partnerhsips only		2017	2018	Total	Total adjusted for share	Partnerhsips only	Total Without Tax exempt and partnerhsips
		Tier 1 - CIT							Tier 1 - CIT					
		Tier 1 - PIT							Tier 1 - PIT					
		Tier 2 - CIT							Tier 2 - CIT					
		Tier 2 - PIT							Tier 2 - PIT					
		Total Gross - CIT							Total Gross - CIT					
		Total Gross - PIT							Total Gross - PIT					
		Income Inclusion - CIT							Income Inclusion - CIT					
		Income Inclusion - PIT							Income Inclusion - PIT					
		Total Net - CIT							Total Net - CIT					
		Total Net - PIT							Total Net - PIT					
		Total Net							Total Net					
		Total Net - CIT - Rounded							Total Net - CIT - Rounded					
		Total Net - PIT - Rounded							Total Net - PIT - Rounded					
		Total Net - Rounded							Total Net - Rounded					

s.69(1)(g) re: (d)

s.69(1)(g) re: (e)

\$ million			Share of cost			\$ million			Share of cost			\$ million			Share of cost		
		Total Without Tax exempt and partnerhsips						Total Without Tax exempt and partnerhsips						Total Without Tax exempt and partnerhsips			
Total adjusted for share	Partnerhsips only		2017	2018	Total	Total adjusted for share	Partnerhsips only		2017	2018	Total	Total adjusted for share	Partnerhsips only		2017	2018	Total
		Tier 1 - CIT						Tier 1 - CIT						Tier 1 - CIT			
		Tier 1 - PIT						Tier 1 - PIT						Tier 1 - PIT			
		Tier 2 - CIT						Tier 2 - CIT						Tier 2 - CIT			
		Tier 2 - PIT						Tier 2 - PIT						Tier 2 - PIT			
		Total Gross - CIT						Total Gross - CIT						Total Gross - CIT			
		Total Gross - PIT						Total Gross - PIT						Total Gross - PIT			
		Income Inclusion - CIT						Income Inclusion - CIT						Income Inclusion - CIT			
		Income Inclusion - PIT						Income Inclusion - PIT						Income Inclusion - PIT			
		Total Net - CIT						Total Net - CIT						Total Net - CIT			
		Total Net - PIT						Total Net - PIT						Total Net - PIT			
		Total Net						Total Net						Total Net			
		Total Net - CIT - Rounded						Total Net - CIT - Rounded						Total Net - CIT - Rounded			
		Total Net - PIT - Rounded						Total Net - PIT - Rounded						Total Net - PIT - Rounded			
		Total Net - Rounded						Total Net - Rounded						Total Net - Rounded			

s.69(1)(g) re: (d)
s.69(1)(g) re: (e)

	Tier 2 - PIT	
	Total Gross - CIT	
	Total Gross - PIT	
	Income Inclusion - CIT	
	Income Inclusion - PIT	
	Total Net - CIT	
	Total Net - PIT	
	Total Net	
	Total Net - CIT - Rounded	
	Total Net - PIT - Rounded	
	Total Net - Rounded	

	Tier 2 - PIT	
	Total Gross - CIT	
	Total Gross - PIT	
	Income Inclusion - CIT	
	Income Inclusion - PIT	
	Total Net - CIT	
	Total Net - PIT	
	Total Net	
	Total Net - CIT - Rounded	
	Total Net - PIT - Rounded	
	Total Net - Rounded	

\$ million												\$ million											
			Share of cost						Share of cost														
Total adjusted for share	Partnerhsips only	Total Without Tax exempt and partnerhsips				Total adjusted for share	Partnerhsips only	Total Without Tax exempt and partnerhsips				Total adjusted for share	Partnerhsips only	Total Without Tax exempt and partnerhsips				Total adjusted for share	Partnerhsips only	Total Without Tax exempt and partnerhsips			
			2017	2018	Total							2017	2018	Total									
		Tier 1 - CIT						Tier 1 - CIT										Tier 1 - CIT					
		Tier 1 - PIT						Tier 1 - PIT										Tier 1 - PIT					
		Tier 2 - CIT						Tier 2 - CIT										Tier 2 - CIT					
		Tier 2 - PIT						Tier 2 - PIT										Tier 2 - PIT					
		Total Gross - CIT						Total Gross - CIT										Total Gross - CIT					
		Total Gross - PIT						Total Gross - PIT										Total Gross - PIT					
		Income Inclusion - CIT						Income Inclusion - CIT										Income Inclusion - CIT					



Income Inclusion - PIT

Total Net - CIT
Total Net - PIT
Total Net

Total Net - CIT - Rounded
Total Net - PIT - Rounded
Total Net - Rounded

Income Inclusion - PIT

Total Net - CIT
Total Net - PIT
Total Net

Total Net - CIT - Rounded
Total Net - PIT - Rounded
Total Net - Rounded

s.69(1)(g) re: (d)
s.69(1)(g) re: (e)

Pages 1487 to / à 1553
are duplicates
sont des duplicatas

	Measure already announced																								
		Cost	Diff.	Cost	Diff.	Cost	Diff.	Cost	Diff.	Cost	Diff.	Cost	Diff.	Cost	Diff.	Cost	Diff.	Cost	Diff.	Cost	Diff.	Cost	Diff.	Cost	Diff.
CIT																									
PIT																									
Total																									

	Measure already announced																								
		Cost	Diff.	Cost	Diff.	Cost	Diff.	Cost	Diff.	Cost	Diff.	Cost	Diff.	Cost	Diff.	Cost	Diff.	Cost	Diff.	Cost	Diff.	Cost	Diff.	Cost	Diff.
CIT																									
PIT																									
Total																									

s.69(1)(g) re: (d)
s.69(1)(g) re: (e)

Pages 1555 to / à 1556
are duplicates
sont des duplicatas

	Jan-2020	Feb-2020	Mar-2020	Apr-2020	May-2020	Jun-2020	Jul-2020	Aug-2020	Sep-2020	Oct-2020	Nov-2020	Dec-2020

4-week Period				\$ million						
				CEWS 4week	Period 5	Period 6	Period 7	Period 8	Period 9	
Total Gross - CIT										
Total Gross - PIT										
Total Gross										
				CEWS 4week	Period 5	Period 6	Period 7	Period 8	Period 9	
Total Gross - CIT										
Total Gross - PIT										
Total Gross										
				\$ million						
				CEWS 4week	Period 5	Period 6	Period 7			
Furloughed employee portion										
Gross - CIT										
Gross - PIT										
CEWS New scheme										
Gross - CIT										
Gross - PIT										
Total Gross - CIT										
Total Gross - PIT										
Total Gross										

s.18(d)
s.21(1)(b)
s.69(1)(g) re: (d)
s.69(1)(g) re: (e)

		\$ million			
		CEWS 4week	Period 5	Period 6	Period 7
Furlounged employee portion					
Gross - CIT					
Gross - PIT					
CEWS New scheme					
Gross - CIT					
Gross - PIT					
Total Gross - CIT					
Total Gross - PIT					
Total Gross					

		\$ million				
		CEWS 4week	Period 5	Period 6	Period 7	Period 8
Furlounged employee portion						
Gross - CIT						
Gross - PIT						
CEWS New scheme						
Gross - CIT						
Gross - PIT						
Total Gross - CIT						
Total Gross - PIT						
Total Gross						

		\$ million			
		CEWS 4week	Period 5	Period 6	Period 7
Furlounged employee portion					
Gross - CIT					
Gross - PIT					

s.69(1)(g) re: (d)
s.69(1)(g) re: (e)

CEWS New scheme

Gross - CIT

Gross - PIT

Total Gross - CIT

Total Gross - PIT

Total Gross

Furloughed employee portion

Gross - CIT

Gross - PIT

CEWS New scheme

Gross - CIT

Gross - PIT

Total Gross - CIT

Total Gross - PIT

Total Gross

Furloughed employee portion

Gross - CIT

Gross - PIT

CEWS New scheme

Gross - CIT

Gross - PIT

Total Gross - CIT

Total Gross - PIT

Total Gross

CEWS 4week Period 5 Period 6 Period 7 Period 8

CEWS 4week Period 5 Period 6 Period 7

=

s.69(1)(g) re: (d)
s.69(1)(g) re: (e)

Gross - CIT
Gross - PIT
CEWS New scheme
Gross - CIT
Gross - PIT
Total Gross - CIT
Total Gross - PIT
Total Gross

=====

=====

=====

=====

s.69(1)(g) re: (d)
s.69(1)(g) re: (e)

Effective CIT/PIT tax rate	10%	
Effective CIT tax rate (all corporations)	10%	
Effective CIT reduced tax rate	6%	Taxable PIT
Effective PIT tax rate	22%	64%
Effective partnerships tax rate	14%	

	2016A	2017A	2018A	2019A	2020A	
SEPHAWE	956	976	1,001	1,024	1,052	
Growth from X year to 2020	110.0%	107.9%	105.1%			

	Share of cost	\$ million					Total Without Tax exempt and partnerships
		2017	2018	Total	Total adjusted for share	Partnerhsips only	
Tier 1 - CIT							
Tier 1 - PIT							
Tier 2 - CIT							
Tier 2 - PIT							
Total Gross - CIT							
Total Gross - PIT							
Income Inclusion - CIT							
Income Inclusion - PIT							
Total Net - CIT							
Total Net - PIT							
Total Net							
Total Net - CIT - Rounded							
Total Net - PIT - Rounded							
Total Net - Rounded							

	Share of cost	\$ million					Total Without Tax exempt and partnerships
		2017	2018	Total	Total adjusted for share	Partnerhsips only	
Tier 1 - CIT							
Tier 1 - PIT							
Tier 2 - CIT							
Tier 2 - PIT							
Total Gross - CIT							
Total Gross - PIT							
Income Inclusion - CIT							
Income Inclusion - PIT							
Total Net - CIT							
Total Net - PIT							
Total Net							
Total Net - CIT - Rounded							
Total Net - PIT - Rounded							
Total Net - Rounded							

s.69(1)(g) re: (d)
s.69(1)(g) re: (e)

		Share of cost	\$ million								Share of cost	\$ million					
			2017	2018	Total	Total adjusted for share	Partnerhsips only	Total Without Tax exempt and partnerhsips				2017	2018	Total	Total adjusted for sl	Partnerhsips only	
Tier 1 - CIT									Tier 1 - CIT								
Tier 1 - PIT									Tier 1 - PIT								
Tier 2 - CIT									Tier 2 - CIT								
Tier 2 - PIT									Tier 2 - PIT								
Total Gross - CIT									Total Gross - CIT								
Total Gross - PIT									Total Gross - PIT								
Income Inclusion - CIT									Income Inclusion - CIT								
Income Inclusion - PIT									Income Inclusion - PIT								
Total Net - CIT									Total Net - CIT								
Total Net - PIT									Total Net - PIT								
Total Net									Total Net								
Total Net - CIT - Rounded									Total Net - CIT - Rounded								
Total Net - PIT - Rounded									Total Net - PIT - Rounded								
Total Net - Rounded									Total Net - Rounded								
		Share of cost	\$ million								Share of cost	\$ million					
			2017	2018	Total	Total adjusted for share	Partnerhsips only	Total Without Tax exempt and partnerhsips				2017	2018	Total	Total adjusted for sl	Partnerhsips only	
Tier 1 - CIT									Tier 1 - CIT								
Tier 1 - PIT									Tier 1 - PIT								
Tier 2 - CIT									Tier 2 - CIT								
Tier 2 - PIT									Tier 2 - PIT								
Total Gross - CIT									Total Gross - CIT								
Total Gross - PIT									Total Gross - PIT								
Income Inclusion - CIT									Income Inclusion - CIT								
Income Inclusion - PIT									Income Inclusion - PIT								
Total Net - CIT									Total Net - CIT								
Total Net - PIT									Total Net - PIT								
Total Net									Total Net								
Total Net - CIT - Rounded									Total Net - CIT - Rounded								
Total Net - PIT - Rounded									Total Net - PIT - Rounded								
Total Net - Rounded									Total Net - Rounded								
		Share of cost	\$ million								Share of cost	\$ million					
			2017	2018	Total	Total adjusted for share	Partnerhsips only	Total Without Tax exempt and partnerhsips				2017	2018	Total	Total adjusted for sl	Partnerhsips only	
Tier 1 - CIT									Tier 1 - CIT								
Tier 1 - PIT									Tier 1 - PIT								
Tier 2 - CIT									Tier 2 - CIT								
											s.69(1)(g) re: (d)						
											s.69(1)(g) re: (e)						

Tier 2 - PIT
Total Gross - CIT
Total Gross - PIT
Income Inclusion - CIT
Income Inclusion - PIT
Total Net - CIT
Total Net - PIT
Total Net
Total Net - CIT - Rounded
Total Net - PIT - Rounded
Total Net - Rounded

Tier 2 - PIT
Total Gross - CIT
Total Gross - PIT
Income Inclusion - CIT
Income Inclusion - PIT
Total Net - CIT
Total Net - PIT
Total Net
Total Net - CIT - Rounded
Total Net - PIT - Rounded
Total Net - Rounded

	Share of cost	\$ million					Total Without Tax exempt and partnerhsips		Share of cost	\$ million				
		2017	2018	Total	Total adjusted for share	Partnerhsips only				2017	2018	Total	Total adjusted for sl	Partnerhsips only
Tier 1 - CIT								Tier 1 - CIT						
Tier 1 - PIT								Tier 1 - PIT						
Tier 2 - CIT								Tier 2 - CIT						
Tier 2 - PIT								Tier 2 - PIT						
Total Gross - CIT								Total Gross - CIT						
Total Gross - PIT								Total Gross - PIT						
Income Inclusion - CIT								Income Inclusion - CIT						
Income Inclusion - PIT								Income Inclusion - PIT						
Total Net - CIT								Total Net - CIT						
Total Net - PIT								Total Net - PIT						
Total Net								Total Net						
Total Net - CIT - Rounded								Total Net - CIT - Rounded						
Total Net - PIT - Rounded								Total Net - PIT - Rounded						
Total Net - Rounded								Total Net - Rounded						

							Total Without Tax exempt and partnerhsips							
		2017	2018	Total	Total adjusted for share	Partnerhsips only				2017	2018	Total	Total adjusted for sl	Partnerhsips only
Tier 1 - CIT								Tier 1 - CIT						
Tier 1 - PIT								Tier 1 - PIT						
Tier 2 - CIT								Tier 2 - CIT						
Tier 2 - PIT								Tier 2 - PIT						
Total Gross - CIT								Total Gross - CIT						
Total Gross - PIT								Total Gross - PIT						
Income Inclusion - CIT								Income Inclusion - CIT						

s.69(1)(g) re: (d)
s.69(1)(g) re: (e)

Income Inclusion - PIT

Total Net - CIT

Total Net - PIT

Total Net

Total Net - CIT - Rounded

Total Net - PIT - Rounded

Total Net - Rounded

Income Inclusion - PIT

Total Net - CIT

Total Net - PIT

Total Net

Total Net - CIT - Rounded

Total Net - PIT - Rounded

Total Net - Rounded

	Share of cost	\$ million					Total Without Tax exempt and partnerships		Share of cost	\$ million					
		2017	2018	Total	Total adjusted for share	Partnerships only				2017	2018	Total	Total adjusted for sl	Partnerships only	
Tier 1 - CIT							Tier 1 - CIT								
Tier 1 - PIT							Tier 1 - PIT								
Tier 2 - CIT							Tier 2 - CIT								
Tier 2 - PIT							Tier 2 - PIT								
Total Gross - CIT							Total Gross - CIT								
Total Gross - PIT							Total Gross - PIT								
Income Inclusion - CIT							Income Inclusion - CIT								
Income Inclusion - PIT							Income Inclusion - PIT								
Total Net - CIT							Total Net - CIT								
Total Net - PIT							Total Net - PIT								
Total Net							Total Net								
Total Net - CIT - Rounded							Total Net - CIT - Rounded								
Total Net - PIT - Rounded							Total Net - PIT - Rounded								
Total Net - Rounded							Total Net - Rounded								

	Share of cost	\$ million						Total Without Tax exempt and partnerhsips		Share of cost	\$ million								
		2017	2018	Total	Total adjusted for share	Partnerhsips only					2017	2018	Total	Total adjusted for sl	Partnerhsips only				
Tier 1 - CIT								Tier 1 - CIT											
Tier 1 - PIT								Tier 1 - PIT											
Tier 2 - CIT								Tier 2 - CIT											
Tier 2 - PIT								Tier 2 - PIT											
Total Gross - CIT								Total Gross - CIT											
Total Gross - PIT								Total Gross - PIT											
Income Inclusion - CIT								Income Inclusion - CIT											
Income Inclusion - PIT								Income Inclusion - PIT											
Total Net - CIT								Total Net - CIT											
Total Net - PIT								Total Net - PIT											
Total Net								Total Net											
Total Net - CIT - Rounded								Total Net - CIT - Rounded											
Total Net - PIT - Rounded								Total Net - PIT - Rounded											
Total Net - Rounded								Total Net - Rounded											

	Share of cost	\$ million					Total Without Tax exempt and partnerhsips		Share of cost	\$ million				
		2017	2018	Total	Total adjusted for share	Partnerhsips only				2017	2018	Total	Total adjusted for sl	Partnerhsips only
Tier 1 - CIT								Tier 1 - CIT						
Tier 1 - PIT								Tier 1 - PIT						
Tier 2 - CIT								Tier 2 - CIT						
Tier 2 - PIT								Tier 2 - PIT						
Total Gross - CIT								Total Gross - CIT						
Total Gross - PIT								Total Gross - PIT						
Income Inclusion - CIT								Income Inclusion - CIT						
Income Inclusion - PIT								Income Inclusion - PIT						
Total Net - CIT								Total Net - CIT						
Total Net - PIT								Total Net - PIT						
Total Net								Total Net						
Total Net - CIT - Rounded								Total Net - CIT - Rounded						
Total Net - PIT - Rounded								Total Net - PIT - Rounded						
Total Net - Rounded								Total Net - Rounded						

	Share of cost	\$ million					Total Without Tax exempt and partnerhsips		Share of cost	\$ million				
		2017	2018	Total	Total adjusted for share	Partnerhsips only				2017	2018	Total	Total adjusted for sl	Partnerhsips only
Tier 1 - CIT								Tier 1 - CIT						
Tier 1 - PIT								Tier 1 - PIT						
Tier 2 - CIT								Tier 2 - CIT						
Tier 2 - PIT								Tier 2 - PIT						
Total Gross - CIT								Total Gross - CIT						
Total Gross - PIT								Total Gross - PIT						
Income Inclusion - CIT								Income Inclusion - CIT						
Income Inclusion - PIT								Income Inclusion - PIT						
Total Net - CIT								Total Net - CIT						
Total Net - PIT								Total Net - PIT						
Total Net								Total Net						
Total Net - CIT - Rounded								Total Net - CIT - Rounded						
Total Net - PIT - Rounded								Total Net - PIT - Rounded						
Total Net - Rounded								Total Net - Rounded						

s.69(1)(g) re: (d)
s.69(1)(g) re: (e)

BLANK PAGE

		Share of cost	\$ million					
Total Without Tax exempt and partnerhsips			2017	2018	Total	Total adjusted for share	Partnerhsips only	Total Without Tax exempt and partnerhsips
	Tier 1 - CIT							
	Tier 1 - PIT							
	Tier 2 - CIT							
	Tier 2 - PIT							
	Total Gross - CIT							
	Total Gross - PIT							
	Income Inclusion - CIT							
	Income Inclusion - PIT							
	Total Net - CIT							
	Total Net - PIT							
	Total Net							
	Total Net - CIT - Rounded							
	Total Net - PIT - Rounded							
	Total Net - Rounded							

		Share of cost	\$ million					
Total Without Tax exempt and partnerhsips			2017	2018	Total	Total adjusted for share	Partnerhsips only	Total Without Tax exempt and partnerhsips
	Tier 1 - CIT							
	Tier 1 - PIT							
	Tier 2 - CIT							
	Tier 2 - PIT							
	Total Gross - CIT							
	Total Gross - PIT							
	Income Inclusion - CIT							
	Income Inclusion - PIT							
	Total Net - CIT							
	Total Net - PIT							
	Total Net							
	Total Net - CIT - Rounded							
	Total Net - PIT - Rounded							
	Total Net - Rounded							

s.69(1)(g) re: (d)

s.69(1)(g) re: (e)

		Share of cost	\$ million					
Total Without Tax exempt and partnerhsips			2017	2018	Total	Total adjusted for share	Partnerhsips only	Total Without Tax exempt and partnerhsips
	Tier 1 - CIT							Tier 1 - CIT
	Tier 1 - PIT							Tier 1 - PIT
	Tier 2 - CIT							Tier 2 - CIT

		Share of cost	\$ million					
			2017	2018	Total	Total adjusted for share	Partnerhsips only	Total Without Tax exempt and partnerhs ips
	Tier 1 - CIT							
	Tier 1 - PIT							
	Tier 2 - CIT							

[illegible]

[illegible]

Total Without Tax exempt and partnerhsips	Share of cost	\$ million					Total Without Tax exempt and partnerhsips
		2017	2018	Total	Total adjusted for share	Partnerhsips only	
Tier 1 - CIT							
Tier 1 - PIT							
Tier 2 - CIT							
Tier 2 - PIT							
Total Gross - CIT							
Total Gross - PIT							
Income Inclusion - CIT							
Income Inclusion - PIT							
Total Net - CIT							
Total Net - PIT							
Total Net							
Total Net - CIT - Rounded							
Total Net - PIT - Rounded							
Total Net - Rounded							

Income Inclusion - PIT	
Total Net - CIT	
Total Net - PIT	
Total Net	
Total Net - CIT - Rounded	
Total Net - PIT - Rounded	
Total Net - Rounded	

s.69(1)(g) re: (d)

s.69(1)(g) re: (e)

		Share of cost	\$ million					
Total Without Tax exempt and partnerships			2017	2018	Total	Total adjusted for share	Partnerships only	Total Without Tax exempt and partnerships
	Tier 1 - CIT							
	Tier 1 - PIT							
	Tier 2 - CIT							
	Tier 2 - PIT							
	Total Gross - CIT							
	Total Gross - PIT							
	Income Inclusion - CIT							
	Income Inclusion - PIT							
	Total Net - CIT							
	Total Net - PIT							
	Total Net							
	Total Net - CIT - Rounded							
	Total Net - PIT - Rounded							
	Total Net - Rounded							

		Share of cost	\$ million					
Total Without Tax exempt and partnerships			2017	2018	Total	Total adjusted for share	Partnerships only	Total Without Tax exempt and partnerships
	Tier 1 - CIT							
	Tier 1 - PIT							
	Tier 2 - CIT							
	Tier 2 - PIT							
	Total Gross - CIT							
	Total Gross - PIT							
	Income Inclusion - CIT							
	Income Inclusion - PIT							
	Total Net - CIT							
	Total Net - PIT							
	Total Net							
	Total Net - CIT - Rounded							
	Total Net - PIT - Rounded							
	Total Net - Rounded							

s.69(1)(g) re: (d)
s.69(1)(g) re: (e)

Pages 1572 to / à 1582
are duplicates
sont des duplicatas

Qualifying ccpc only			
year	COUNT_of_INT_BN	SUM_of_sum_empt_incamt	sum_wage_sub_emplr
2018			

Unincorporated		For 4 weeks
2017		
2018		

T2125 salary and wages	Gross up by 1/0.87 based on PIT quant group
6,315,241,942	7,258,898,784
share of empl inc	3.22%

Cost for corporations			
year	number_employer	sum_wage_sub_emplr	For 4 weeks
2017			
2018			

436300

Qualifying ccpc only			
year	COUNT_of_INT_BN	SUM_of_sum_empt_incamt	sum_wage_sub_emplr
2018			

s.69(1)(g) re: (d)
s.69(1)(g) re: (e)

2017 increase	1.069340651
Available 4 weeks	0.076923077

	Period 5 and 6	Period 7	Period 8
--	----------------	----------	----------

Unincorporated

For 4 weeks

2017
2018

T2125 salary and wages Gross up by 1/0.87 based on PIT quant group
6,315,241,942 7,258,898,784
share of empl inc 3.22%

Cost for corporations

year	number_employer	sum_wage_sub_emplr	For 4 weeks
2017			
2018			

436300

Qualifying ccpc only

year	COUNT_of_INT_BN	SUM_of_sum_empt_incamt	sum_wage_sub_emplr
2018			

Unincorporated

For 4 weeks

2017
2018

T2125 salary and wages Gross up by 1/0.87 based on PIT quant group
6,315,241,942 7,258,898,784
share of empl inc 3.22%

Cost for corporations

year	number_employer	sum_wage_sub_emplr	For 4 weeks
2017			
2018			

436300

Qualifying ccpc only

year	COUNT_of_INT_BN	SUM_of_sum_empt_incamt	sum_wage_sub_emplr
2018			

Unincorporated

For 4 weeks

2017
2018

T2125 salary and wages Gross up by 1/0.87 based on PIT quant group
6,315,241,942 7,258,898,784
share of empl inc 3.22%

Cost for corporations

year	number_employer	sum_wage_sub_emplr	For 4 weeks
2017			
2018			

436300

Qualifying ccpc only

s.69(1)(g) re: (d)
s.69(1)(g) re: (e)

year	COUNT_of_INT_BN	SUM_of_sum_empt_incamt	sum_wage_sub_emplr
2018			

<u>Unincorporated</u>		For 4 weeks
2017		
2018		

T2125 salary and wages	Gross up by 1/0.87 based on PIT quant group
6,315,241,942	7,258,898,784
share of empl inc	3.22%

<u>Cost for corporations</u>			
year	number_employer	sum_wage_sub_emplr	For 4 weeks
2017			
2018			

436300

<u>Qualifying ccpc only</u>			
year	COUNT_of_INT_BN	SUM_of_sum_empt_incamt	sum_wage_sub_emplr
2018			

<u>Unincorporated</u>		For 4 weeks
2017		
2018		

T2125 salary and wages	Gross up by 1/0.87 based on PIT quant group
6,315,241,942	7,258,898,784
share of empl inc	2.98%

<u>Cost for corporations</u>			
year	number_employer	sum_wage_sub_emplr	For 4 weeks
2017			
2018			

436300

<u>Qualifying ccpc only</u>			
year	COUNT_of_INT_BN	SUM_of_sum_empt_incamt	sum_wage_sub_emplr
2018			

<u>Unincorporated</u>		For 4 weeks
2017		
2018		

T2125 salary and wages	Gross up by 1/0.87 based on PIT quant group
6,315,241,942	7,258,898,784
share of empl inc	2.98%

<u>Cost for corporations</u>			
year	number_employer	sum_wage_sub_emplr	For 4 weeks
2017			
2018			

436300

<u>Qualifying ccpc only</u>			
year	COUNT_of_INT_BN	SUM_of_sum_empt_incamt	sum_wage_sub_emplr
2018			

s.69(1)(g) re: (d)
s.69(1)(g) re: (e)

Pages 1587 to / à 1610
are duplicates
sont des duplicatas

CEWS 4week	Period 5	Period 6	Period 7	Period 8	Period 9	Total
------------	----------	----------	----------	----------	----------	-------

	Count	CEWS	Empl Inc
ALL	1,291,235	342,953,211,200	784,080,007,780
Charities	32,390	18,487,702,365	36,488,982,778
NPO	18,122	9,592,577,541	21,064,430,185
Charities	2.5%	5.4%	4.7%
NPO	1.4%	2.8%	2.7%
	3.9%	8.2%	7.3%

CEWS 4week	Period 5	Period 6	Period 7	Period 8	Period 9	Total
------------	----------	----------	----------	----------	----------	-------

s.69(1)(g) re: (d)
s.69(1)(g) re: (e)

	Period 4	Period 5	Period 6	Period 7
Timing	June 7 - July 4	July 5 - Aug 1	Aug 2 - Aug 29	Aug 30 - Sep 26

Total

	Period 4	Period 5	Period 6	Period 7
Timing	June 7 - July 4	July 5 - Aug 1	Aug 2 - Aug 29	Aug 30 - Sep 26

Total

Revenue Drop	Period 4	Period 5	Period 6	Period 7	Period 8
Timing	June 7 - July 4	July 5 - Aug 1	Aug 2 - Aug 29	Aug 30 - Sep 26	Sept 27 - Oct 24

Total

Revenue Drop	Period 4	Period 5	Period 6	Period 7
Timing	June 7 - July 4	July 5 - Aug 1	Aug 2 - Aug 29	Aug 30 - Sep 26

Total

	Period 4	Period 5	Period 6	Period 7
Timing	June 7 - July 4	July 5 - Aug 1	Aug 2 - Aug 29	Aug 30 - Sep 26

Revenue Drop	Period 4	Period 5	Period 6	Period 7
Timing	June 7 - July 4	July 5 - Aug 1	Aug 2 - Aug 29	Aug 30 - Sep 26

Total

	Period 4	Period 5	Period 6	Period 7
Timing	June 7 - July 4	July 5 - Aug 1	Aug 2 - Aug 29	Aug 30 - Sep 26

Total

	Period 4	Period 5	Period 6	Period 7	Period 8
Timing	June 7 - July 4	July 5 - Aug 1	Aug 2 - Aug 29	Aug 30 - Sep 26	Sept 27 - Oct 24

Total

	Period 4	Period 5	Period 6	Period 7
Timing	June 7 - July 4	July 5 - Aug 1	Aug 2 - Aug 29	Aug 30 - Sep 26

Total

	Period 4	Period 5	Period 6	Period 7	
Timing	June 7 - July 4	July 5 - Aug 1	Aug 2 - Aug 29	Aug 30 - Sep 26	

s.18(d)
s.21(1)(b)

Total				
-------	--	--	--	--

	Period 4	Period 5	Period 6	Period 7
Timing	June 7 - July 4	July 5 - Aug 1	Aug 2 - Aug 29	Aug 30 - Sep 26

Total	
-------	--

	Period 4	Period 5	Period 6	Period 7	Period 8
Timing	June 7 - July 4	July 5 - Aug 1	Aug 2 - Aug 29	Aug 30 - Sep 26	Sept 27 - Oct 24

Total	
-------	--

	Period 4	Period 5	Period 6	Period 7
Timing	June 7 - July 4	July 5 - Aug 1	Aug 2 - Aug 29	Aug 30 - Sep 26

Total	
-------	--

	Period 4	Period 5	Period 6	Period 7	Period 8
Timing	June 7 - July 4	July 5 - Aug 1	Aug 2 - Aug 29	Aug 30 - Sep 26	Sept 27 - Oct 24

Total	
-------	--

Total					
-------	--	--	--	--	--

	Period 4	Period 5	Period 6	Period 7	
Timing	June 7 - July 4	July 5 - Aug 1	Aug 2 - Aug 29	Aug 30 - Sep 26	

Total	
-------	--

	Period 4	Period 5	Period 6	Period 7	Period 8
Timing	June 7 - July 4	July 5 - Aug 1	Aug 2 - Aug 29	Aug 30 - Sep 26	Sept 27 - Oct 24

Total	
-------	--

	Period 4	Period 5	Period 6	Period 7	
Timing	June 7 - July 4	July 5 - Aug 1	Aug 2 - Aug 29	Aug 30 - Sep 26	

Total	
-------	--

	Period 4	Period 5	Period 6	Period 7	Period 8
Timing	June 7 - July 4	July 5 - Aug 1	Aug 2 - Aug 29	Aug 30 - Sep 26	Sept 27 - Oct 24

Total	
-------	--

|

Period 5	Period 6	Period 7
----------	----------	----------

0.61363636 0.581395 0.536585
0.38636364 0.418605 0.463415

Average rate

Period 5	Period 6	Period 7
----------	----------	----------

Period 5	Period 6	Period 7
----------	----------	----------

Share of Cost

Period 5	Period 6	Period 7
----------	----------	----------

Period 5	Period 6	Period 7	Period 8
----------	----------	----------	----------

0.36170213 0.367347 0.365385 0.37037
0.63829787 0.632653 0.634615 0.62963

Period 5	Period 6	Period 7	Period 8
----------	----------	----------	----------

48% 40% 32% 16%
18% 15.00% 12% 6%

Period 5	Period 6	Period 7	Period 8
----------	----------	----------	----------

0.173617 0.146939 0.116923 0.059259
0.114894 0.094898 0.076154 0.037778

Period 5	Period 6	Period 7	Period 8
----------	----------	----------	----------

0.60177 0.607595 0.605578 0.610687
0.39823 0.392405 0.394422 0.389313

Period 5	Period 6	Period 7
----------	----------	----------

0.36170213 0.367347 0.365385
0.63829787 0.632653 0.634615

Period 5	Period 6	Period 7
----------	----------	----------

48% 36% 24%
18% 13.50% 9%

Period 5	Period 6	Period 7
----------	----------	----------

0.173617 0.132245 0.087692
0.114894 0.085408 0.057115

Period 5	Period 6	Period 7
----------	----------	----------

0.60177 0.607595 0.605578
0.39823 0.392405 0.394422

	Period 5	Period 6	Period 7
Tier 1	10,475	9,890	6,395
Tier 2	3,820	3,980	2,755

Period 5	Period 6	Period 7
----------	----------	----------

	Period 5	Period 6	Period 7	Period 8
Tier 1	6,455	5,085	3,895	2,140
Tier 2	4,325	3,700	3,115	1,630

	Period 5	Period 6	Period 7
Tier 1	6,400	5820	2615
Tier 2	5,405	5550	2915

Period 5	Period 6	Period 7	Period 8
----------	----------	----------	----------

0.36170213 0.367347 0.365385 0.37037
0.63829787 0.632653 0.634615 0.62963

Period 5	Period 6	Period 7	Period 8
----------	----------	----------	----------

60% 60% 0.32 0.16
23% 23% 12% 0.06

Period 5	Period 6	Period 7	Period 8
----------	----------	----------	----------

0.217021 0.220408 0.116923 0.059259
0.143617 0.142347 0.076154 0.037778

Period 5	Period 6	Period 7	Period 8
----------	----------	----------	----------

0.60177 0.607595 0.605578 0.610687
0.39823 0.392405 0.394422 0.389313

Period 5	Period 6	Period 7	Period 8
----------	----------	----------	----------

0.360.370.370.37

0.640.630.630.63

Period 5	Period 6	Period 7	Period 8
----------	----------	----------	----------

0.480.40.320.16

0.180.150.120.06

Period 5	Period 6	Period 7	Period 8
----------	----------	----------	----------

0.1736170.1469390.1169230.059259

0.1148940.0948980.0761540.037778

Period 5	Period 6	Period 7	Period 8
----------	----------	----------	----------

0.601770.6075950.6055780.610687

0.398230.3924050.3944220.389313

Pages 1618 to / à 1620
are duplicates
sont des duplicatas

	Period 1	Period 2	Period 3	Period 4	Period 5	Period 6	Period 7	Period 8	Period 9	Period 10
Timing				June 7 - July 4	July 5 - Aug 1	Aug 2 - Aug 29	Aug 30 - Sep 26	Sept 27 - Oct 24	Oct 24 - Nov 22	Nov 23 - Dec 19
Total										

	Period 1	Period 2	Period 3	Period 4	Period 5	Period 6	Period 7	Period 8	Period 9	Period 10
Timing				June 7 - July 4	July 5 - Aug 1	Aug 2 - Aug 29	Aug 30 - Sep 26	Sept 27 - Oct 24	Oct 24 - Nov 22	Nov 23 - Dec 19
Total										

s.18(d)
s.21(1)(b)

	Period 1	Period 2	Period 3	Period 4	Period 5	Period 6	Period 7	Period 8	Period 9	Period 10
Timing				June 7 - July 4	July 5 - Aug 1	Aug 2 - Aug 29	Aug 30 - Sep 26	Sept 27 - Oct 24	Oct 24 - Nov 22	Nov 23 - Dec 19

Revenue Drop	Period 1	Period 2	Period 3	Period 4	Period 5	Period 6	Period 7	Period 8	Period 9	Period 10
Timing				June 7 - July 4	July 5 - Aug 1	Aug 2 - Aug 29	Aug 30 - Sep 26	Sept 27 - Oct 24	Oct 24 - Nov 22	Nov 23 - Dec 19

Total

	Period 1	Period 2	Period 3	Period 4	Period 5	Period 6	Period 7	Period 8	Period 9	Period 10
Timing				June 7 - July 4	July 5 - Aug 1	Aug 2 - Aug 29	Aug 30 - Sep 26	Sept 27 - Oct 24	Oct 24 - Nov 22	Nov 23 - Dec 19
Total										

	Period 1	Period 2	Period 3	Period 4	Period 5	Period 6	Period 7	Period 8	Period 9	Period 10
Timing				June 7 - July 4	July 5 - Aug 1	Aug 2 - Aug 29	Aug 30 - Sep 26	Sept 27 - Oct 24	Oct 24 - Nov 22	Nov 23 - Dec 19
Furloughed										
Employed										

s.18(d)
s.21(1)(b)

	Jan-2020	Feb-2020	Mar-2020	Apr-2020	May-2020	Jun-2020	Jul-2020	Aug-2020	Sep-2020	Oct-2020	Nov-2020	Dec-2020

s.18(d)
s.21(1)(b)

4-week Period												

Total Gross - CIT												
Total Gross - PIT												
Total Gross												

4-week Period												

Total Gross - CIT												
Total Gross - PIT												
Total Gross												

Total Gross - CIT												
Total Gross - PIT												
Total Gross												

Furloughed employee portion
Gross - CIT
Gross - PIT
CEWS New scheme
Gross - CIT
Gross - PIT
Total Gross - CIT
Total Gross - PIT
Total Gross

Furloughed employee portion
Gross - CIT
Gross - PIT
CEWS New scheme

s.69(1)(g) re: (d)
s.69(1)(g) re: (e)

Gross - PIT

Total Gross - PIT

Gross - CIT

CEWS New

Gross - PIT

Total Gross

Gross - CIT

CEWS New

Gross - PIT

Total Gross

Total Gross

Furlonged

Gross - CIT
Gross - PIT

CEWS New
Cross CIT

Total Gross

Total Gross - PII

s.69(1)(g) re: (e)

Total Gross

						\$ million
						CEWS 4week Period 5 Period 6 Period 7 Period 8
<i>Furloughed employee portion</i>						
Gross - CIT						
Gross - PIT						
<i>CEWS New scheme</i>						
Gross - CIT						
Gross - PIT						
Total Gross - CIT						
Total Gross - PIT						
Total Gross						

																																																																																																																																																																																																																																																																																																																																																																																																																																																																																																																																																																																																																																																																																																																																																																																																																																																																																																																																																																																																																																																																																																																																																																																																																																																																																																																																																																																																																										</
--	--	--	--	--	--	--	--	--	--	--	--	--	--	--	--	--	--	--	--	--	--	--	--	--	--	--	--	--	--	--	--	--	--	--	--	--	--	--	--	--	--	--	--	--	--	--	--	--	--	--	--	--	--	--	--	--	--	--	--	--	--	--	--	--	--	--	--	--	--	--	--	--	--	--	--	--	--	--	--	--	--	--	--	--	--	--	--	--	--	--	--	--	--	--	--	--	--	--	--	--	--	--	--	--	--	--	--	--	--	--	--	--	--	--	--	--	--	--	--	--	--	--	--	--	--	--	--	--	--	--	--	--	--	--	--	--	--	--	--	--	--	--	--	--	--	--	--	--	--	--	--	--	--	--	--	--	--	--	--	--	--	--	--	--	--	--	--	--	--	--	--	--	--	--	--	--	--	--	--	--	--	--	--	--	--	--	--	--	--	--	--	--	--	--	--	--	--	--	--	--	--	--	--	--	--	--	--	--	--	--	--	--	--	--	--	--	--	--	--	--	--	--	--	--	--	--	--	--	--	--	--	--	--	--	--	--	--	--	--	--	--	--	--	--	--	--	--	--	--	--	--	--	--	--	--	--	--	--	--	--	--	--	--	--	--	--	--	--	--	--	--	--	--	--	--	--	--	--	--	--	--	--	--	--	--	--	--	--	--	--	--	--	--	--	--	--	--	--	--	--	--	--	--	--	--	--	--	--	--	--	--	--	--	--	--	--	--	--	--	--	--	--	--	--	--	--	--	--	--	--	--	--	--	--	--	--	--	--	--	--	--	--	--	--	--	--	--	--	--	--	--	--	--	--	--	--	--	--	--	--	--	--	--	--	--	--	--	--	--	--	--	--	--	--	--	--	--	--	--	--	--	--	--	--	--	--	--	--	--	--	--	--	--	--	--	--	--	--	--	--	--	--	--	--	--	--	--	--	--	--	--	--	--	--	--	--	--	--	--	--	--	--	--	--	--	--	--	--	--	--	--	--	--	--	--	--	--	--	--	--	--	--	--	--	--	--	--	--	--	--	--	--	--	--	--	--	--	--	--	--	--	--	--	--	--	--	--	--	--	--	--	--	--	--	--	--	--	--	--	--	--	--	--	--	--	--	--	--	--	--	--	--	--	--	--	--	--	--	--	--	--	--	--	--	--	--	--	--	--	--	--	--	--	--	--	--	--	--	--	--	--	--	--	--	--	--	--	--	--	--	--	--	--	--	--	--	--	--	--	--	--	--	--	--	--	--	--	--	--	--	--	--	--	--	--	--	--	--	--	--	--	--	--	--	--	--	--	--	--	--	--	--	--	--	--	--	--	--	--	--	--	--	--	--	--	--	--	--	--	--	--	--	--	--	--	--	--	--	--	--	--	--	--	--	--	--	--	--	--	--	--	--	--	--	--	--	--	--	--	--	--	--	--	--	--	--	--	--	--	--	--	--	--	--	--	--	--	--	--	--	--	--	--	--	--	--	--	--	--	--	--	--	--	--	--	--	--	--	--	--	--	--	--	--	--	--	--	--	--	--	--	--	--	--	--	--	--	--	--	--	--	--	--	--	--	--	--	--	--	--	--	--	--	--	--	--	--	--	--	--	--	--	--	--	--	--	--	--	--	--	--	--	--	--	--	--	--	--	--	--	--	--	--	--	--	--	--	--	--	--	--	--	--	--	--	--	--	--	--	--	--	--	--	--	--	--	--	--	--	--	--	--	--	--	--	--	--	--	--	--	--	--	--	--	--	--	--	--	--	--	--	--	--	--	--	--	--	--	--	--	--	--	--	--	--	--	--	--	--	--	--	--	--	--	--	--	--	--	--	--	--	--	--	--	--	--	--	--	--	--	--	--	--	--	--	--	--	--	--	--	--	--	--	--	--	--	--	--	--	--	--	--	--	--	--	--	--	--	--	--	--	--	--	--	--	--	--	--	--	--	--	--	--	--	--	--	--	--	--	--	--	--	--	--	--	--	--	--	--	--	--	--	--	--	--	--	--	--	--	--	--	--	--	--	--	--	--	--	--	--	--	--	--	--	--	--	--	--	--	--	--	--	--	--	--	--	--	--	--	--	--	--	--	--	--	--	--	--	--	--	--	--	--	--	--	--	--	--	--	--	--	--	--	--	--	--	--	--	--	--	--	--	--	--	--	--	--	--	--	--	--	--	--	--	--	--	--	--	--	--	--	--	--	--	--	--	--	--	--	--	--	--	--	--	--	--	--	--	--	--	--	--	--	--	--	--	--	--	--	--	--	--	--	--	--	--	--	--	--	--	--	--	--	--	--	--	--	--	--	--	--	--	--	--	--	--	--	--	--	--	--	--	--	--	--	--	--	--	--	--	--	--	--	--	--	--	--	--	--	--	--	--	--	--	--	--	--	--	--	--	--	--	--	--	--	--	--	--	--	--	--	--	--	--	--	--	--	--	--	--	--	--	--	--	--	--	--	--	--	--	--	--	--	--	--	--	--	--	--	--	--	--	--	--	--	--	--	--	--	--	--	--	--	--	--	--	--	--	--	--	--	--	--	--	--	--	--	--	--	--	--	--	--	--	--	--	--	--	--	--	--	--	--	--	--	--	--	--	--	--	--	--	--	--	--	--	--	--	--	--	--	--	--	--	--	--	--	--	--	--	--	--	--	--	--	--	--	--	--	--	--	--	--	--	--	--	--	--	--	--	--	--	--	--	--	--	--	--	--	--	--	--	--	--	--	--	--	--	--	--	--	--	--	--	--	--	--	--	--	--	--	--	--	--	--	--	--	--	--	--	--	--	--	--	--	--	--	--	--	--	--	--	--	--	--	--	--	--	--	--	--	--	--	--	--	--	--	--	--	--	--	--	--	--	--	--	--	--	--	--	--	--	--	--	--	--	--	--	--	--	--	--	--	--	--	--	--	--	--	--	--	--	--	--	--	--	--	--	--	--	--	--	--	--	--	--	--	--	--	--	--	--	--	--	--	--	--	--	--	--	--	--	--	--	--	--	--	--	--	--	--	--	--	--	--	--	--	--	--	--	--	--	--	--	--	--	--	--	--	--	--	--	--	--	--	--	--	--	--	--	--	--	--	--	--	--	--	--	--	--	--	--	--	--	--	--	--	--	--	----

	<i>\$ million</i>				
	CEWS 4week	Period 5	Period 6	Period 7	Period 8
<i>Furloughed employee portion</i>					
Gross - CIT					
Gross - PIT					
<i>CEWS New scheme</i>					
Gross - CIT					
Gross - PIT					
Total Gross - CIT					
Total Gross - PIT					
Total Gross					

s.69(1)(g) re: (d)

s.69(1)(g) re: (e)

	\$ million				
	CEWS 4week	Period 5	Period 6	Period 7	Period 8
<i>Furloughed employee portion</i>					

CEWS 4week	Period 5	Period 6	Period 7
------------	----------	----------	----------

CEWS 4week	Period 5	Period 6	Period 7	Period 8	Period 9	Period 10
------------	----------	----------	----------	----------	----------	-----------

CEWS 4week	Period 5	Period 6	Period 7	Period 8	Period 9	Period 10
------------	----------	----------	----------	----------	----------	-----------

s.69(1)(g) re: (e)

		\$ million						
		CEWS 4week	Period 5	Period 6	Period 7	Period 8	Period 9	Period 10
Furlounged employee portion								
Gross - CIT								
Gross - PIT								
CEWS New scheme								
Gross - CIT								
Gross - PIT								
Total Gross - CIT								
Total Gross - PIT								
Total Gross								

		\$ million				
		CEWS 4week	Period 5	Period 6	Period 7	Period 8
Furlounged employee portion						
Gross - CIT						
Gross - PIT						
CEWS New scheme						
Gross - CIT						
Gross - PIT						
Total Gross - CIT						
Total Gross - PIT						
Total Gross						

		\$ million		
		Period 1	Period 2	Period 3
Furlounged employee portion				
Gross - CIT				
Gross - PIT				
CEWS New scheme				
Gross - CIT				
Gross - PIT				
Total Gross - CIT				
Total Gross - PIT				
Total Gross				

		\$ million						
		CEWS 4week	Period 5	Period 6	Period 7	Period 8	Period 9	Period 10
Furlounged employee portion								
s.69(1)(g) re: (d)								
s.69(1)(g) re: (e)								

CEWS New scheme

s.69(1)(g) re: (e)

Gross - PIT

Total Gross - PIT

Gross - CIT

CEWS New scheme

Gross - PIT

Total Gross - PIT

Gross - CIT

CEWS New scheme

Gross - PIT

Total Gross - PIT

Gross - CIT

CEWS New scheme

Gross - PIT

Total Gross - PIT

s.69(1)(g) re: (e)

		\$ million							
		CEWS 4week	Period 5	Period 6	Period 7	Period 8	Period 9	Period 10	
Furloughed employee portion									
Gross - CIT									
Gross - PIT									
CEWS New scheme									
Gross - CIT									
Gross - PIT									
Total Gross - CIT									
Total Gross - PIT									
Total Gross									

		\$ million							
		CEWS 4week	Period 5	Period 6	Period 7	Period 8	Period 9	Period 10	
Furloughed employee portion									
Gross - CIT									
Gross - PIT									
CEWS New scheme									
Gross - CIT									
Gross - PIT									
Total Gross - CIT									
Total Gross - PIT									
Total Gross									

		\$ million							
		CEWS 4week	Period 5	Period 6	Period 7	Period 8	Period 9	Period 10	
Furloughed employee portion									
Gross - CIT									
Gross - PIT									
CEWS New scheme									
Gross - CIT									
Gross - PIT									
Total Gross - CIT									
Total Gross - PIT									
Total Gross									

		\$ million							
		CEWS 4week	Period 5	Period 6	Period 7	Period 8	Period 9	Period 10	
Furloughed employee portion									
Gross - CIT									
Gross - PIT									

s.69(1)(g) re: (d)
s.69(1)(g) re: (e)

Total Gross

Total Gross

Total Gross**Total Gross**

s.69(1)(g) re: (e)

[REDACTED]

		\$ million						
		CEWS 4week	Period 5	Period 6	Period 7	Period 8	Period 9	Period 10
Furloughed employee portion								
Gross - CIT								
Gross - PIT								
CEWS New scheme								
Gross - CIT								
Gross - PIT								
Total Gross - CIT								
Total Gross - PIT								
Total Gross								

		\$ million						
		CEWS 4week	Period 5	Period 6	Period 7	Period 8	Period 9	Period 10
Furloughed employee portion								
Gross - CIT								
Gross - PIT								
CEWS New scheme								
Gross - CIT								
Gross - PIT								
Total Gross - CIT								
Total Gross - PIT								
Total Gross								

		\$ million						
		CEWS 4week	Period 5	Period 6	Period 7	Period 8	Period 9	Period 10
Furloughed employee portion								
Gross - CIT								
Gross - PIT								
CEWS New scheme								
Gross - CIT								
Gross - PIT								
Total Gross - CIT								
Total Gross - PIT								
Total Gross								

		\$ million						
		CEWS 4week	Period 5	Period 6	Period 7	Period 8	Period 9	Period 10
Furloughed employee portion								
Gross - CIT								
Gross - PIT								

s.69(1)(g) re: (d)
s.69(1)(g) re: (e)

Gross - CIT	
Gross - PIT	
Total Gross - CIT	
Total Gross - PIT	
Total Gross	

Gross - CIT	
Gross - PIT	
<i>CEWS New scheme</i>	
Gross - CIT	
Gross - PIT	
Total Gross - CIT	
Total Gross - PIT	
Total Gross	

Gross - CIT	
Gross - PIT	
<i>CEWS New scheme</i>	
Gross - CIT	
Gross - PIT	
Total Gross - CIT	
Total Gross - PIT	
Total Gross	

Gross - CIT	
Gross - PIT	
<i>CEWS New scheme</i>	
Gross - CIT	
Gross - PIT	
Total Gross - CIT	
Total Gross - PIT	
Total Gross	

CEWS 4week	Period 5	Period 6	Period 7	Period 8	Period 9	Period 10
------------	----------	----------	----------	----------	----------	-----------

s.69(1)(g) re: (d)
s.69(1)(g) re: (e)

	CEWS 4week	Period 5	Period 6	Period 7	Period 8	Period 9	Period 10
<i>Furloughed employee portion</i>							
Gross - CIT							
Gross - PIT							
<i>CEWS New scheme</i>							
Gross - CIT							
Gross - PIT							
Total Gross - CIT							
Total Gross - PIT							
Total Gross							

	CEWS 4week	Period 5	Period 6	Period 7	Period 8	Period 9	Period 10
<i>Unfurloughed employee portion</i>							
Gross - CIT							
Gross - PIT							
<i>CEWS New scheme</i>							
Gross - CIT							
Gross - PIT							
Total Gross - CIT							
Total Gross - PIT							
Total Gross							

	CEWS 4week	Period 5	Period 6	Period 7	Period 8	Period 9	Period 10
<i>Furloughed employee portion</i>							
Gross - CIT							
Gross - PIT							
<i>CEWS New scheme</i>							
Gross - CIT							
Gross - PIT							
Total Gross - CIT							
Total Gross - PIT							
Total Gross							

[illegible]

Gross - PIT

Total Gross - PIT

CEWS 4week	Period 5	Period 6	Period 7	Period 8	Period 9	Period 10
------------	----------	----------	----------	----------	----------	-----------

Gross - PIT

Gross - CIT

Total Gross

CEWS 4week	Period 5	Period 6	Period 7	Period 8	Period 9	Period 10
------------	----------	----------	----------	----------	----------	-----------

Gross - PIT

Gross - CIT

Total Gross

s.69(1)(g) re: (e)

Effective CIT/PIT tax rate	10%	
Effective CIT tax rate (all corporations)	10%	
Effective CIT reduced tax rate	6%	Taxable PIT
Effective PIT tax rate	22%	64%
Effective partnerships tax rate	14%	

	2016A	2017A	2018A	2019A	2020A
SEPHAWE	956	976	1,001	1,024	1,052
Growth from X year to 2020	110.0%	107.9%	105.1%		

	Share of cost	\$ million					Total Without Tax exempt and partnerhsips		Share of cost	\$ million		
		2017	2018	Total	Total adjusted for share	Partnerhsips only				2017	2018	Total
Tier 1 - CIT								Tier 1 - CIT				
Tier 1 - PIT								Tier 1 - PIT				
Tier 2 - CIT								Tier 2 - CIT				
Tier 2 - PIT								Tier 2 - PIT				
Total Gross - CIT								Total Gross - CIT				
Total Gross - PIT								Total Gross - PIT				
Income Inclusion - CIT								Income Inclusion - CIT				
Income Inclusion - PIT								Income Inclusion - PIT				
Total Net - CIT								Total Net - CIT				
Total Net - PIT								Total Net - PIT				
Total Net								Total Net				
Total Net - CIT - Rounded								Total Net - CIT - Rounded				
Total Net - PIT - Rounded								Total Net - PIT - Rounded				
Total Net - Rounded								Total Net - Rounded				

	Share of cost	\$ million					Total Without Tax exempt and partnerhsips					
		2017	2018	Total	Total adjusted for share	Partnerhsips only						
Tier 1 - CIT												
Tier 1 - PIT												
Tier 2 - CIT												
Tier 2 - PIT												
Total Gross - CIT												
Total Gross - PIT												
Income Inclusion - CIT												
Income Inclusion - PIT												
Total Net - CIT												
Total Net - PIT												
Total Net												
Total Net - CIT - Rounded												
Total Net - PIT - Rounded												
Total Net - Rounded												

s.69(1)(g) re: (d)
s.69(1)(g) re: (e)

		Share of cost	\$ million					Total Without Tax exempt and partnerhsips			Share of cost			
			2017	2018	Total	Total adjusted for share	Partnerhsips only					2017	2018	Total
Tier 1 - CIT									Tier 1 - CIT					
Tier 1 - PIT									Tier 1 - PIT					
Tier 2 - CIT									Tier 2 - CIT					
Tier 2 - PIT									Tier 2 - PIT					
Total Gross - CIT									Total Gross - CIT					
Total Gross - PIT									Total Gross - PIT					
Income Inclusion - CIT									Income Inclusion - CIT					
Income Inclusion - PIT									Income Inclusion - PIT					
Total Net - CIT									Total Net - CIT					
Total Net - PIT									Total Net - PIT					
Total Net									Total Net					
Total Net - CIT - Rounded									Total Net - CIT - Rounded					
Total Net - PIT - Rounded									Total Net - PIT - Rounded					
Total Net - Rounded									Total Net - Rounded					

		Share of cost	\$ million					Total Without Tax exempt and partnerhsips			Share of cost			
			2017	2018	Total	Total adjusted for share	Partnerhsips only					2017	2018	Total
Tier 1 - CIT									Tier 1 - CIT					
Tier 1 - PIT									Tier 1 - PIT					
Tier 2 - CIT									Tier 2 - CIT					
Tier 2 - PIT									Tier 2 - PIT					
Total Gross - CIT									Total Gross - CIT					
Total Gross - PIT									Total Gross - PIT					
Income Inclusion - CIT									Income Inclusion - CIT					
Income Inclusion - PIT									Income Inclusion - PIT					
Total Net - CIT									Total Net - CIT					
Total Net - PIT									Total Net - PIT					
Total Net									Total Net					
Total Net - CIT - Rounded									Total Net - CIT - Rounded					
Total Net - PIT - Rounded									Total Net - PIT - Rounded					
Total Net - Rounded									Total Net - Rounded					

		Share of cost	\$ million					Total Without Tax exempt and partnerhsips			Share of cost			
			2017	2018	Total	Total adjusted for share	Partnerhsips only					2017	2018	Total
Tier 1 - CIT									Tier 1 - CIT					
Tier 1 - PIT									Tier 1 - PIT					
Tier 2 - CIT									Tier 2 - CIT					
Tier 2 - PIT									Tier 2 - PIT					
Total Gross - CIT									Total Gross - CIT					
Total Gross - PIT									Total Gross - PIT					

s.69(1)(g) re: (d)

s.69(1)(g) re: (e)

Income Inclusion - CIT
Income Inclusion - PIT

Total Net - CIT
Total Net - PIT
Total Net

Total Net - CIT - Rounded
Total Net - PIT - Rounded
Total Net - Rounded

Income Inclusion - CIT
Income Inclusion - PIT

Total Net - CIT
Total Net - PIT
Total Net

Total Net - CIT - Rounded
Total Net - PIT - Rounded
Total Net - Rounded

		Share of cost	\$ million								Share of cost			
			2017	2018	Total	Total adjusted for share	Partnerships only	Total Without Tax exempt and partnerships				2017	2018	Total
Tier 1 - CIT									Tier 1 - CIT					
Tier 1 - PIT									Tier 1 - PIT					
Tier 2 - CIT									Tier 2 - CIT					
Tier 2 - PIT									Tier 2 - PIT					
Total Gross - CIT									Total Gross - CIT					
Total Gross - PIT									Total Gross - PIT					
Income Inclusion - CIT									Income Inclusion - CIT					
Income Inclusion - PIT									Income Inclusion - PIT					
Total Net - CIT									Total Net - CIT					
Total Net - PIT									Total Net - PIT					
Total Net									Total Net					
Total Net - CIT - Rounded									Total Net - CIT - Rounded					
Total Net - PIT - Rounded									Total Net - PIT - Rounded					
Total Net - Rounded									Total Net - Rounded					

		Share of cost	\$ million								Share of cost			
			2017	2018	Total	Total adjusted for share	Partnerships only	Total Without Tax exempt and partnerships				2017	2018	Total
Tier 1 - CIT									Tier 1 - CIT					
Tier 1 - PIT									Tier 1 - PIT					
Tier 2 - CIT									Tier 2 - CIT					
Tier 2 - PIT									Tier 2 - PIT					
Total Gross - CIT									Total Gross - CIT					
Total Gross - PIT									Total Gross - PIT					
Income Inclusion - CIT									Income Inclusion - CIT					
Income Inclusion - PIT									Income Inclusion - PIT					
Total Net - CIT									Total Net - CIT					
Total Net - PIT									Total Net - PIT					
Total Net									Total Net					
Total Net - CIT - Rounded									Total Net - CIT - Rounded					
Total Net - PIT - Rounded									Total Net - PIT - Rounded					

s.69(1)(g) re: (d)

s.69(1)(g) re: (e)

Tier 2 - PIT

Total Gross - CIT
Total Gross - PIT

Income Inclusion - CIT
Income Inclusion - PIT

Total Net - CIT
Total Net - PIT
Total Net

Total Net - CIT - Rounded
Total Net - PIT - Rounded
Total Net - Rounded

Tier 2 - PIT

Total Gross - CIT
Total Gross - PIT

Income Inclusion - CIT
Income Inclusion - PIT

Total Net - CIT
Total Net - PIT
Total Net

Total Net - CIT - Rounded
Total Net - PIT - Rounded
Total Net - Rounded

		Share of cost	\$ million								Share of cost			
			2017	2018	Total	Total adjusted for share	Partnerhsips only	Total Without Tax exempt and partnerhsips				2017	2018	Total
Tier 1 - CIT									Tier 1 - CIT					
Tier 1 - PIT									Tier 1 - PIT					
Tier 2 - CIT									Tier 2 - CIT					
Tier 2 - PIT									Tier 2 - PIT					

Total Gross - CIT
Total Gross - PIT

Total Gross - CIT
Total Gross - PIT

Income Inclusion - CIT
Income Inclusion - PIT

Income Inclusion - CIT
Income Inclusion - PIT

Total Net - CIT
Total Net - PIT
Total Net

Total Net - CIT
Total Net - PIT
Total Net

Total Net - CIT - Rounded
Total Net - PIT - Rounded
Total Net - Rounded

Total Net - CIT - Rounded
Total Net - PIT - Rounded
Total Net - Rounded

		Share of cost	\$ million								Share of cost			
			2017	2018	Total	Total adjusted for share	Partnerhsips only	Total Without Tax exempt and partnerhsips				2017	2018	Total
Tier 1 - CIT									Tier 1 - CIT					
Tier 1 - PIT									Tier 1 - PIT					
Tier 2 - CIT									Tier 2 - CIT					
Tier 2 - PIT									Tier 2 - PIT					

Total Gross - CIT
Total Gross - PIT

Total Gross - CIT
Total Gross - PIT

Income Inclusion - CIT
Income Inclusion - PIT

Income Inclusion - CIT
Income Inclusion - PIT

Total Net - CIT

Total Net - CIT

s.69(1)(g) re: (d)
s.69(1)(g) re: (e)

Total Net - PIT
Total Net

Total Net - CIT - Rounded
Total Net - PIT - Rounded
Total Net - Rounded

Total Net - PIT
Total Net

Total Net - CIT - Rounded
Total Net - PIT - Rounded
Total Net - Rounded

		Share of cost	\$ million							Share of cost			
			2017	2018	Total	Total adjusted for share	Partnerhsips only	Total Without Tax exempt and partnerhsips			2017	2018	Total
Tier 1 - CIT									Tier 1 - CIT				
Tier 1 - PIT									Tier 1 - PIT				
Tier 2 - CIT									Tier 2 - CIT				
Tier 2 - PIT									Tier 2 - PIT				
Total Gross - CIT									Total Gross - CIT				
Total Gross - PIT									Total Gross - PIT				
Income Inclusion - CIT									Income Inclusion - CIT				
Income Inclusion - PIT									Income Inclusion - PIT				
Total Net - CIT									Total Net - CIT				
Total Net - PIT									Total Net - PIT				
Total Net									Total Net				

Total Net - CIT - Rounded
Total Net - PIT - Rounded
Total Net - Rounded

Total Net - CIT - Rounded
Total Net - PIT - Rounded
Total Net - Rounded

		Share of cost	\$ million							Share of cost			
			2017	2018	Total	Total adjusted for share	Partnerhsips only	Total Without Tax exempt and partnerhsips			2017	2018	Total
Tier 1 - CIT									Tier 1 - CIT				
Tier 1 - PIT									Tier 1 - PIT				
Tier 2 - CIT									Tier 2 - CIT				
Tier 2 - PIT									Tier 2 - PIT				
Total Gross - CIT									Total Gross - CIT				
Total Gross - PIT									Total Gross - PIT				
Income Inclusion - CIT									Income Inclusion - CIT				
Income Inclusion - PIT									Income Inclusion - PIT				
Total Net - CIT									Total Net - CIT				
Total Net - PIT									Total Net - PIT				
Total Net									Total Net				

Total Net - CIT - Rounded
Total Net - PIT - Rounded
Total Net - Rounded

Total Net - CIT - Rounded
Total Net - PIT - Rounded
Total Net - Rounded

		Share of cost		\$ million							Share of cost				
								Total Without Tax exempt and partnerhsips							
		2017	2018	Total	Total adjusted for share	Partnerhsips only					s.69(1)(g) re: (d)	2017	2018	Total	

Tier 1 - CIT	
Tier 1 - PIT	
Tier 2 - CIT	
Tier 2 - PIT	

Total Gross - CIT
Total Gross - PIT

Income Inclusion - CIT
Income Inclusion - PIT

Total Net - CIT
Total Net - PIT
Total Net

Total Net - CIT - Rounded
Total Net - PIT - Rounded
Total Net - Rounded

Tier 1 - CIT	
Tier 1 - PIT	
Tier 2 - CIT	
Tier 2 - PIT	

Total Gross - CIT
Total Gross - PIT

Income Inclusion - CIT
Income Inclusion - PIT

Total Net - CIT
Total Net - PIT
Total Net

Total Net - CIT - Rounded
Total Net - PIT - Rounded
Total Net - Rounded

	Share of cost	\$ million						Share of cost			
		Total Without Tax exempt and partnerhsips									
		2017	2018	Total	Total adjusted for share	Partnerhsips only			2017	2018	Total
Tier 1 - CIT							Tier 1 - CIT				
Tier 1 - PIT							Tier 1 - PIT				
Tier 2 - CIT							Tier 2 - CIT				
Tier 2 - PIT							Tier 2 - PIT				
Total Gross - CIT							Total Gross - CIT				
Total Gross - PIT							Total Gross - PIT				
Income Inclusion - CIT							Income Inclusion - CIT				
Income Inclusion - PIT							Income Inclusion - PIT				
Total Net - CIT							Total Net - CIT				
Total Net - PIT							Total Net - PIT				
Total Net							Total Net				
Total Net - CIT - Rounded							Total Net - CIT - Rounded				
Total Net - PIT - Rounded							Total Net - PIT - Rounded				
Total Net - Rounded							Total Net - Rounded				

	Share of cost	\$ million						Share of cost			
		Total Without Tax exempt and partnerhsips									
		2017	2018	Total	Total adjusted for share	Partnerhsips only			2017	2018	Total
Tier 1 - CIT							Tier 1 - CIT				
Tier 1 - PIT							Tier 1 - PIT				
Tier 2 - CIT							Tier 2 - CIT				
Tier 2 - PIT							Tier 2 - PIT				
Total Gross - CIT							Total Gross - CIT				
Total Gross - PIT							Total Gross - PIT				
Income Inclusion - CIT							Income Inclusion - CIT				
Income Inclusion - PIT							Income Inclusion - PIT				

s.69(1)(g) re: (d)
s.69(1)(g) re: (e)

Total Net - CIT
Total Net - PIT
Total Net

Total Net - CIT - Rounded
Total Net - PIT - Rounded
Total Net - Rounded

Total Net - CIT
Total Net - PIT
Total Net

Total Net - CIT - Rounded
Total Net - PIT - Rounded
Total Net - Rounded

	Share of cost	\$ million					Total Without Tax exempt and partnerhsips
		2017	2018	Total	Total adjusted for share	Partnerhsips only	
Tier 1 - CIT							
Tier 1 - PIT							
Tier 2 - CIT							
Tier 2 - PIT							

Total Gross - CIT
Total Gross - PIT

Income Inclusion - CIT
Income Inclusion - PIT

Total Net - CIT
Total Net - PIT
Total Net

Total Net - CIT - Rounded
Total Net - PIT - Rounded
Total Net - Rounded

	Share of cost	\$ million					Total Without Tax exempt and partnerhsips
		2017	2018	Total	Total adjusted for share	Partnerhsips only	

Total Gross - CIT
Total Gross - PIT

Income Inclusion - CIT
Income Inclusion - PIT

Total Net - CIT
Total Net - PIT
Total Net

Total Net - CIT - Rounded
Total Net - PIT - Rounded
Total Net - Rounded

	Share of cost			
		2017	2018	Total

Total Gross - CIT
Total Gross - PIT

Income Inclusion - CIT
Income Inclusion - PIT

Total Net - CIT
Total Net - PIT
Total Net

Total Net - CIT - Rounded
Total Net - PIT - Rounded
Total Net - Rounded

s.69(1)(g) re: (d)
s.69(1)(g) re: (e)

	Share of cost	\$ million					Total Without Tax exempt and partnerships		Share of cost			
		2017	2018	Total	Total adjusted for share	Partnerships only				2017	2018	Total
Tier 1 - CIT								Tier 1 - CIT				
Tier 1 - PIT								Tier 1 - PIT				
Tier 2 - CIT								Tier 2 - CIT				
Tier 2 - PIT								Tier 2 - PIT				
Total Gross - CIT								Total Gross - CIT				
Total Gross - PIT								Total Gross - PIT				
Income Inclusion - CIT								Income Inclusion - CIT				
Income Inclusion - PIT								Income Inclusion - PIT				
Total Net - CIT								Total Net - CIT				
Total Net - PIT								Total Net - PIT				
Total Net								Total Net				
Total Net - CIT - Rounded								Total Net - CIT - Rounded				
Total Net - PIT - Rounded								Total Net - PIT - Rounded				
Total Net - Rounded								Total Net - Rounded				

	Share of cost	\$ million					Total Without Tax exempt and partnerships
		2017	2018	Total	Total adjusted for share	Partnerships only	

Total Gross - CIT
Total Gross - PIT

Income Inclusion - CIT
Income Inclusion - PIT

Total Net - CIT
Total Net - PIT
Total Net

Total Net - CIT - Rounded
Total Net - PIT - Rounded
Total Net - Rounded

s.69(1)(g) re: (d)
s.69(1)(g) re: (e)

	Share of cost	\$ million					Total Without Tax exempt and partnerships
		2017	2018	Total	Total adjusted for share	Partnerships only	

Total Gross - CIT
Total Gross - PIT

Income Inclusion - CIT
Income Inclusion - PIT

Total Net - CIT
Total Net - PIT
Total Net

Total Net - CIT - Rounded
Total Net - PIT - Rounded
Total Net - Rounded

	Share of cost	\$ million							Share of cost			
							Total Without Tax exempt and partnerships					
		2017	2018	Total	Total adjusted for share	Partnerships only				2017	2018	Total
Tier 1 - CIT								Tier 1 - CIT				
Tier 1 - PIT								Tier 1 - PIT				
Tier 2 - CIT								Tier 2 - CIT				
Tier 2 - PIT								Tier 2 - PIT				
Total Gross - CIT								Total Gross - CIT				
Total Gross - PIT								Total Gross - PIT				
Income Inclusion - CIT								Income Inclusion - CIT				
Income Inclusion - PIT								Income Inclusion - PIT				
Total Net - CIT								Total Net - CIT				
Total Net - PIT								Total Net - PIT				
Total Net								Total Net				
Total Net - CIT - Rounded								Total Net - CIT - Rounded				
Total Net - PIT - Rounded								Total Net - PIT - Rounded				
Total Net - Rounded								Total Net - Rounded				

	Share of cost	\$ million							Share of cost			
							Total Without Tax exempt and partnerships					
		2017	2018	Total	Total adjusted for share	Partnerships only				2017	2018	Total

Total Gross - CIT
Total Gross - PIT

Total Gross - CIT
Total Gross - PIT

s.69(1)(g) re: (d)
s.69(1)(g) re: (e)

s.69(1)(g) re: (e)

	Share of cost	\$ million					Total Without Tax exempt and partnerhsips		Share of cost			
		2017	2018	Total	Total adjusted for share	Partnerhsips only				2017	2018	Total
Tier 1 - CIT							Tier 1 - CIT					
Tier 1 - PIT							Tier 1 - PIT					
Tier 2 - CIT							Tier 2 - CIT					
Tier 2 - PIT							Tier 2 - PIT					
Total Gross - CIT							Total Gross - CIT					
Total Gross - PIT							Total Gross - PIT					
Income Inclusion - CIT							Income Inclusion - CIT					
Income Inclusion - PIT							Income Inclusion - PIT					
Total Net - CIT							Total Net - CIT					
Total Net - PIT							Total Net - PIT					
Total Net							Total Net					
Total Net - CIT - Rounded							Total Net - CIT - Rounded					
Total Net - PIT - Rounded							Total Net - PIT - Rounded					
Total Net - Rounded							Total Net - Rounded					

	Share of cost	\$ million					Total Without Tax exempt and partnerhsips		Share of cost			
		2017	2018	Total	Total adjusted for share	Partnerhsips only				2017	2018	Total
Tier 1 - CIT							Tier 1 - CIT					
Tier 1 - PIT							Tier 1 - PIT					
Tier 2 - CIT							Tier 2 - CIT					
Tier 2 - PIT							Tier 2 - PIT					
Total Gross - CIT							Total Gross - CIT					
Total Gross - PIT							Total Gross - PIT					
Income Inclusion - CIT							Income Inclusion - CIT					
Income Inclusion - PIT							Income Inclusion - PIT					
Total Net - CIT							Total Net - CIT					
Total Net - PIT							Total Net - PIT					
Total Net							Total Net					
Total Net - CIT - Rounded							Total Net - CIT - Rounded					
Total Net - PIT - Rounded							Total Net - PIT - Rounded					
Total Net - Rounded							Total Net - Rounded					

	Share of cost	\$ million					Total Without Tax exempt and partnerhsips		Share of cost			
		2017	2018	Total	Total adjusted for share	Partnerhsips only				2017	2018	Total
Tier 1 - CIT							Tier 1 - CIT					
Tier 1 - PIT							Tier 1 - PIT					
Tier 2 - CIT							Tier 2 - CIT					
Tier 2 - PIT							Tier 2 - PIT					
Total Gross - CIT							Total Gross - CIT					

s.69(1)(g) re: (d)

s.69(1)(g) re: (e)

Total Gross - PIT

Income Inclusion - CIT
Income Inclusion - PIT

Total Net - CIT
Total Net - PIT
Total Net

Total Net - CIT - Rounded
Total Net - PIT - Rounded
Total Net - Rounded

Total Gross - PIT

Income Inclusion - CIT
Income Inclusion - PIT

Total Net - CIT
Total Net - PIT
Total Net

Total Net - CIT - Rounded
Total Net - PIT - Rounded
Total Net - Rounded

		Share of cost	\$ million									Share of cost			
			2017	2018	Total	Total adjusted for share	Partnerhsips only	Total Without Tax exempt and partnerhsips					2017	2018	Total
Tier 1 - CIT									Tier 1 - CIT						
Tier 1 - PIT									Tier 1 - PIT						
Tier 2 - CIT									Tier 2 - CIT						
Tier 2 - PIT									Tier 2 - PIT						
Total Gross - CIT									Total Gross - CIT						
Total Gross - PIT									Total Gross - PIT						
Income Inclusion - CIT									Income Inclusion - CIT						
Income Inclusion - PIT									Income Inclusion - PIT						
Total Net - CIT									Total Net - CIT						
Total Net - PIT									Total Net - PIT						
Total Net									Total Net						
Total Net - CIT - Rounded									Total Net - CIT - Rounded						
Total Net - PIT - Rounded									Total Net - PIT - Rounded						
Total Net - Rounded									Total Net - Rounded						

		Share of cost	\$ million									Share of cost			
			2017	2018	Total	Total adiusted for share	Partnerhsips only	Total Without Tax exempt and partnerhsips					2017	2018	Total
Tier 1 - CIT									Tier 1 - CIT						
Tier 1 - PIT									Tier 1 - PIT						
Tier 2 - CIT									Tier 2 - CIT						
Tier 2 - PIT									Tier 2 - PIT						
Total Gross - CIT									Total Gross - CIT						
Total Gross - PIT									Total Gross - PIT						
Income Inclusion - CIT									Income Inclusion - CIT						
Income Inclusion - PIT									Income Inclusion - PIT						
Total Net - CIT									Total Net - CIT						
Total Net - PIT									Total Net - PIT						
Total Net									Total Net						
Total Net - CIT - Rounded									Total Net - CIT - Rounded						
Total Net - PIT - Rounded									Total Net - PIT - Rounded						
Total Net - Rounded									Total Net - Rounded						

s.69(1)(g) re: (d)

s.69(1)(g) re: (e)

			Share of cost	\$ million					
Total Without Tax exempt and partnerhsips									Total Without Tax exempt and partnerhsips
Total adjusted for sl	Partnerhsips only			2017	2018	Total	Total adjusted for share	Partnerhsips only	
		Tier 1 - CIT							
		Tier 1 - PIT							
		Tier 2 - CIT							
		Tier 2 - PIT							
		Total Gross - CIT							
		Total Gross - PIT							
		Income Inclusion - CIT							
		Income Inclusion - PIT							
		Total Net - CIT							
		Total Net - PIT							
		Total Net							
		Total Net - CIT - Rounded							
		Total Net - PIT - Rounded							
		Total Net - Rounded							

s.69(1)(g) re: (d)

s.69(1)(g) re: (e)

\$ million			Share of cost		\$ million						
Total adjusted for sl		Total Without Tax exempt and partnerhsips			2017	2018	Total	Total adjusted for share	Partnerhsips only	Total Without Tax exempt and partnerhsips	
Partnerhsips only											
		Tier 1 - CIT									
		Tier 1 - PIT									
		Tier 2 - CIT									
		Tier 2 - PIT									
		Total Gross - CIT									
		Total Gross - PIT									
		Income Inclusion - CIT									
		Income Inclusion - PIT									
		Total Net - CIT									
		Total Net - PIT									
		Total Net									
		Total Net - CIT - Rounded									
		Total Net - PIT - Rounded									
		Total Net - Rounded									

s.69(1)(g) re: (d)
s.69(1)(g) re: (e)

\$ million			Share of cost		\$ million						
Total adjusted for sl		Total Without Tax exempt and partnerhsips			2017	2018	Total	Total adjusted for share	Partnerhsips only	Total Without Tax exempt and partnerhsips	
Partnerhsips only											
		Tier 1 - CIT									
		Tier 1 - PIT									
		Tier 2 - CIT									
		Tier 2 - PIT									
		Total Gross - CIT									
		Total Gross - PIT									
		Income Inclusion - CIT									
		Income Inclusion - PIT									
		Total Net - CIT									
		Total Net - PIT									
		Total Net									
		Total Net - CIT - Rounded									
		Total Net - PIT - Rounded									
		Total Net - Rounded									

\$ million			Share of cost	\$ million							Share of cost		
Total Without Tax exempt and partnerhsips		Total Without Tax exempt and partnerhsips											
Total adjusted for sl	Partnerhsips only	partnerhsips		2017	2018	Total	Total adjusted for share	Partnerhsips only	partnerhsips		2017	2018	Total
		Tier 1 - CIT									Tier 1 - CIT		
		Tier 1 - PIT									Tier 1 - PIT		
		Tier 2 - CIT									Tier 2 - CIT		
		Tier 2 - PIT									Tier 2 - PIT		
		Total Gross - CIT									Total Gross - CIT		
		Total Gross - PIT									Total Gross - PIT		

[illegible]

Total Net - Rounded

Total Net - Rounded

\$ million		Share of cost	\$ million						
Total adjusted for sl Partnerships only	Total Without Tax exempt and partnerships		2017	2018	Total	Total adjusted for share	Partnerships only	Total Without Tax exempt and partnerships	
	Tier 1 - CIT								
	Tier 1 - PIT								
	Tier 2 - CIT								
	Tier 2 - PIT								
	Total Gross - CIT								
	Total Gross - PIT								
	Income Inclusion - CIT								
	Income Inclusion - PIT								
	Total Net - CIT								
	Total Net - PIT								
	Total Net								
	Total Net - CIT - Rounded								
	Total Net - PIT - Rounded								
	Total Net - Rounded								

\$ million		Share of cost	\$ million							Share of cost		
Total adjusted for sl Partnerships only	Total Without Tax exempt and partnerships		2017	2018	Total	Total adjusted for share	Partnerships only	Total Without Tax exempt and partnerships		2017	2018	Total
	Tier 1 - CIT							Tier 1 - CIT				
	Tier 1 - PIT							Tier 1 - PIT				
	Tier 2 - CIT							Tier 2 - CIT				
	Tier 2 - PIT							Tier 2 - PIT				
	Total Gross - CIT							Total Gross - CIT				
	Total Gross - PIT							Total Gross - PIT				
	Income Inclusion - CIT							Income Inclusion - CIT				
	Income Inclusion - PIT							Income Inclusion - PIT				
	Total Net - CIT							Total Net - CIT				
	Total Net - PIT							Total Net - PIT				
	Total Net							Total Net				
	Total Net - CIT - Rounded							Total Net - CIT - Rounded				
	Total Net - PIT - Rounded							Total Net - PIT - Rounded				
	Total Net - Rounded							Total Net - Rounded				

\$ million		Share of cost	\$ million					
Total adjusted for sl Partnerships only	Total Without Tax exempt and partnerships		2017	2018	Total	Total adjusted for share	Partnerships only	Total Without Tax exempt and partnerships
	Tier 1 - CIT							
	Tier 1 - PIT							
	Tier 2 - CIT							

s.69(1)(g) re: (d)
s.69(1)(g) re: (e)

Tier 2 - CIT	
Tier 2 - PIT	
Total Gross - CIT	
Total Gross - PIT	
Income Inclusion - CIT	
Income Inclusion - PIT	
Total Net - CIT	
Total Net - PIT	
Total Net	
Total Net - CIT - Rounded	
Total Net - PIT - Rounded	
Total Net - Rounded	

\$ million		Share of cost				\$ million		Share of cost			
Total adjusted for sI	Total Without Tax exempt and partnerhsips		2017	2018	Total	Total adjusted for share	Partnerhsips only		2017	2018	Total
	Tier 1 - CIT								Tier 1 - CIT		
	Tier 1 - PIT								Tier 1 - PIT		
	Tier 2 - CIT								Tier 2 - CIT		
	Tier 2 - PIT								Tier 2 - PIT		
	Total Gross - CIT								Total Gross - CIT		
	Total Gross - PIT								Total Gross - PIT		
	Income Inclusion - CIT								Income Inclusion - CIT		
	Income Inclusion - PIT								Income Inclusion - PIT		
	Total Net - CIT								Total Net - CIT		
	Total Net - PIT								Total Net - PIT		
	Total Net								Total Net		
	Total Net - CIT - Rounded								Total Net - CIT - Rounded		
	Total Net - PIT - Rounded								Total Net - PIT - Rounded		
	Total Net - Rounded								Total Net - Rounded		

\$ million		Share of cost				\$ million		Share of cost			
Total adjusted for sI	Total Without Tax exempt and partnerhsips		2017	2018	Total	Total adjusted for share	Partnerhsips only		2017	2018	Total
	Tier 1 - CIT								Tier 1 - CIT		
	Tier 1 - PIT								Tier 1 - PIT		
	Tier 2 - CIT								Tier 2 - CIT		
	Tier 2 - PIT								Tier 2 - PIT		
	Total Gross - CIT								Total Gross - CIT		
	Total Gross - PIT								Total Gross - PIT		
	Income Inclusion - CIT								Income Inclusion - CIT		
	Income Inclusion - PIT								Income Inclusion - PIT		
	Total Net - CIT								Total Net - CIT		

s.69(1)(g) re: (d)
s.69(1)(g) re: (e)

\$ million						\$ million																	
		Total Without Tax exempt and partnerhsips		Share of cost				Total Without Tax exempt and partnerhsips		Share of cost													
Total adjusted for sl Partnerhsips only						2017		2018		Total		Total adjusted for share		Partnerhsips only		Total Without Tax exempt and partnerhsips		2017		2018		Total	
		Tier 1 - CIT														Tier 1 - CIT							
		Tier 1 - PIT														Tier 1 - PIT							
		Tier 2 - CIT														Tier 2 - CIT							
		Tier 2 - PIT														Tier 2 - PIT							
		Total Gross - CIT														Total Gross - CIT							
		Total Gross - PIT														Total Gross - PIT							
		Income Inclusion - CIT														Income Inclusion - CIT							
		Income Inclusion - PIT														Income Inclusion - PIT							
		Total Net - CIT														Total Net - CIT							
		Total Net - PIT														Total Net - PIT							
		Total Net														Total Net							
		Total Net - CIT - Rounded														Total Net - CIT - Rounded							
		Total Net - PIT - Rounded														Total Net - PIT - Rounded							
		Total Net - Rounded														Total Net - Rounded							

s.69(1)(g) re: (d)
s.69(1)(g) re: (e)

	Total Net - CIT
	Total Net - PIT
	Total Net
	Total Net - CIT - Rounded
	Total Net - PIT - Rounded
	Total Net - Rounded

	Total Net - CIT
	Total Net - PIT
	Total Net
	Total Net - CIT - Rounded
	Total Net - PIT - Rounded
	Total Net - Rounded

<u>\$ million</u>	
	Total Without Tax exempt and
Total adjusted for SI	Partnerships only
	partnerships

s.69(1)(g) re: (d)

s.69(1)(g) re: (e)

\$ million		Share of cost	\$ million							Share of cost			
Total adjusted for sl Partnerships only	Total Without Tax exempt and partnerships		2017	2018	Total	Total adjusted for share	Partnerships only	Total Without Tax exempt and partnerships	2017		2018	Total	
	Tier 1 - CIT								Tier 1 - CIT				
	Tier 1 - PIT								Tier 1 - PIT				
	Tier 2 - CIT								Tier 2 - CIT				
	Tier 2 - PIT								Tier 2 - PIT				
	Total Gross - CIT								Total Gross - CIT				
	Total Gross - PIT								Total Gross - PIT				
	Income Inclusion - CIT								Income Inclusion - CIT				
	Income Inclusion - PIT								Income Inclusion - PIT				
	Total Net - CIT								Total Net - CIT				
	Total Net - PIT								Total Net - PIT				
	Total Net								Total Net				
	Total Net - CIT - Rounded								Total Net - CIT - Rounded				
	Total Net - PIT - Rounded								Total Net - PIT - Rounded				
	Total Net - Rounded								Total Net - Rounded				

s.69(1)(g) re: (d)
s.69(1)(g) re: (e)

\$ million		Share of cost				\$ million			Share of cost			
Total adjusted for sl Partnerships only	Total Without Tax exempt and partnerships		2017	2018	Total	Total adjusted for share	Partnerships only	Total Without Tax exempt and partnerships		2017	2018	Total
4,073												
	Tier 1 - CIT							Tier 1 - CIT				
	Tier 1 - PIT							Tier 1 - PIT				
	Tier 2 - CIT							Tier 2 - CIT				
	Tier 2 - PIT							Tier 2 - PIT				
	Total Gross - CIT							Total Gross - CIT				
	Total Gross - PIT							Total Gross - PIT				
	Income Inclusion - CIT							Income Inclusion - CIT				
	Income Inclusion - PIT							Income Inclusion - PIT				
	Total Net - CIT							Total Net - CIT				
	Total Net - PIT							Total Net - PIT				
	Total Net							Total Net				
	Total Net - CIT - Rounded							Total Net - CIT - Rounded				
	Total Net - PIT - Rounded							Total Net - PIT - Rounded				
	Total Net - Rounded							Total Net - Rounded				

\$ million	
Total adjusted for sl Partnerships only	Total Without Tax exempt and partnerships

s.69(1)(g) re: (d)
s.69(1)(g) re: (e)

[illegible]

s.69(1)(g) re: (d)

\$ million		Share of cost	\$ million					
Total adjusted for sl Partnerships only	Total Without Tax exempt and partnerhsips		2017	2018	Total	Total adjusted for share	Partnerhsips only	Total Without Tax exempt and partnerhsips
	Tier 1 - CIT							
	Tier 1 - PIT							
	Tier 2 - CIT							
	Tier 2 - PIT							
	Total Gross - CIT							
	Total Gross - PIT							
	Income Inclusion - CIT							
	Income Inclusion - PIT							
	Total Net - CIT							
	Total Net - PIT							
	Total Net							
Total Net - CIT - Rounded								
Total Net - PIT - Rounded								
Total Net - Rounded								

s.69(1)(g) re: (d)

s.69(1)(g) re: (e)

\$ million		Share of cost	\$ million					
Total adjusted for sl Partnerships only	Total Without Tax exempt and partnerhsips		2017	2018	Total	Total adjusted for share	Partnerships only	Total Without Tax exempt and partnerhsips
	Tier 1 - CIT							
	Tier 1 - PIT							
	Tier 2 - CIT							
	Tier 2 - PIT							
	Total Gross - CIT							
	Total Gross - PIT							
	Income Inclusion - CIT							
	Income Inclusion - PIT							
	Total Net - CIT							
	Total Net - PIT							
	Total Net							
	Total Net - CIT - Rounded							
	Total Net - PIT - Rounded							
	Total Net - Rounded							

\$ million		Share of cost	\$ million					
Total adjusted for sl Partnerships only	Total Without Tax exempt and partnerhsips		2017	2018	Total	Total adjusted for share	Partnerhsips only	Total Without Tax exempt and partnerhsips
	Tier 1 - CIT							
	Tier 1 - PIT							
	Tier 2 - CIT							
	Tier 2 - PIT							
	Total Gross - CIT							

s.69(1)(g) re: (d)
s.69(1)(g) re: (e)

s.69(1)(g) re: (d)
s.69(1)(g) re: (e)


s.69(1)(g) re: (d)
s.69(1)(g) re: (e)

BLANK PAGE

\$ million		
		Total Without Tax exempt and partnerships
Total adjusted for share	Partnerships only	

s.69(1)(g) re: (d)

s.69(1)(g) re: (e)



s.69(1)(g) re: (d)
s.69(1)(g) re: (e)

\$ million		
		Total Without Tax exempt and partnerships
Total adjusted for share	Partnerships only	



s.69(1)(g) re: (d)
s.69(1)(g) re: (e)

\$ million		
		Total Without Tax exempt and partnerships
Total adjusted for share	Partnerships only	


\$ million		
		Total Without Tax exempt and partnerships
Total adjusted for share	Partnerships only	

s.69(1)(g) re: (d)
s.69(1)(g) re: (e)



\$ million		
		Total Without Tax exempt and partnerships
Total adjusted for share	Partnerships only	

[illegible]



Total Net - CIT
Total Net - PIT
Total Net

Total Net - CIT - Rounded
Total Net - PIT - Rounded
Total Net - Rounded

Total Net - CIT
Total Net - PIT
Total Net

Total Net - CIT - Rounded
Total Net - PIT - Rounded
Total Net - Rounded

s.69(1)(g) re: (d)
s.69(1)(g) re: (e)

\$ million			Share of cost		\$ million			Share of cost		\$ million		
		Total Without Tax exempt and partnerhsips					Total Without Tax exempt and partnerhsips					Total Without Tax exempt and partnerhsips
Total adjusted for share	Partnerhsips only		2017	2018	Total	Total adjusted for share	Partnerhsips only	2017	2018	Total	Total adjusted for share	Partnerhsips only
		Tier 1 - CIT					Tier 1 - CIT					
		Tier 1 - PIT					Tier 1 - PIT					
		Tier 2 - CIT					Tier 2 - CIT					
		Tier 2 - PIT					Tier 2 - PIT					
		Total Gross - CIT					Total Gross - CIT					
		Total Gross - PIT					Total Gross - PIT					
		Income Inclusion - CIT					Income Inclusion - CIT					
		Income Inclusion - PIT					Income Inclusion - PIT					
		Total Net - CIT					Total Net - CIT					
		Total Net - PIT					Total Net - PIT					
		Total Net					Total Net					
		Total Net - CIT - Rounded					Total Net - CIT - Rounded					
		Total Net - PIT - Rounded					Total Net - PIT - Rounded					
		Total Net - Rounded					Total Net - Rounded					

s.69(1)(g) re: (d)

s.69(1)(g) re: (e)

\$ million			Share of cost		\$ million			Share of cost		\$ million		
		Total Without Tax exempt and partnerhsips					Total Without Tax exempt and partnerhsips					Total Without Tax exempt and partnerhsips
Total adjusted for share	Partnerhsips only		2017	2018	Total	Total adjusted for share	Partnerhsips only	2017	2018	Total	Total adjusted for share	Partnerhsips only
		Tier 1 - CIT					Tier 1 - CIT					
		Tier 1 - PIT					Tier 1 - PIT					
		Tier 2 - CIT					Tier 2 - CIT					
		Tier 2 - PIT					Tier 2 - PIT					
		Total Gross - CIT					Total Gross - CIT					
		Total Gross - PIT					Total Gross - PIT					
		Income Inclusion - CIT					Income Inclusion - CIT					
		Income Inclusion - PIT					Income Inclusion - PIT					
		Total Net - CIT					Total Net - CIT					
		Total Net - PIT					Total Net - PIT					
		Total Net					Total Net					
		Total Net - CIT - Rounded					Total Net - CIT - Rounded					
		Total Net - PIT - Rounded					Total Net - PIT - Rounded					
		Total Net - Rounded					Total Net - Rounded					

s.69(1)(g) re: (d)

s.69(1)(g) re: (e)

\$ million			Share of cost		\$ million			Share of cost		\$ million		
		Total Without Tax exempt and partnerships					Total Without Tax exempt and partnerships					Total Without Tax exempt and partnerships
Total adjusted for share	Partnerships only		2017	2018	Total	Total adjusted for share	Partnerships only	2017	2018	Total	Total adjusted for share	Partnerships only
		Tier 1 - CIT					Tier 1 - CIT					
		Tier 1 - PIT					Tier 1 - PIT					
		Tier 2 - CIT					Tier 2 - CIT					
		Tier 2 - PIT					Tier 2 - PIT					
		Total Gross - CIT					Total Gross - CIT					
		Total Gross - PIT					Total Gross - PIT					
		Income Inclusion - CIT					Income Inclusion - CIT					
		Income Inclusion - PIT					Income Inclusion - PIT					
		Total Net - CIT					Total Net - CIT					
		Total Net - PIT					Total Net - PIT					
		Total Net					Total Net					
		Total Net - CIT - Rounded					Total Net - CIT - Rounded					
		Total Net - PIT - Rounded					Total Net - PIT - Rounded					
		Total Net - Rounded					Total Net - Rounded					

s.69(1)(g) re: (d)

s.69(1)(g) re: (e)

2017 increase	1.069340651
Available 4 weeks	0.076923077

Unincorporated		For 4 weeks
2017		
2018		

T2125 salary and wages	Gross up by 1/0.87 based on PIT quant group
6,315,241,942	7,258,898,784
share of empl inc	2.98%

Cost for corporations				
year	number_employer	sum_wage_sub_emplr	For 4 weeks	
2017				
2018				

436300

Qualifying ccpc only			
year	COUNT_of_INT_BN	SUM_of_sum_empt_incamt	sum_wage_sub_emplr
2018			

s.69(1)(g) re: (d)
s.69(1)(g) re: (e)

Unincorporated		For 4 weeks
2017		
2018		

T2125 salary and wages	Gross up by 1/0.87 based on PIT quant group
6,315,241,942	7,258,898,784
share of empl inc	2.98%

Cost for corporations				
year	number_employer	sum_wage_sub_emplr	For 4 weeks	
2017				
2018				

436300

Qualifying ccpc only			
year	COUNT_of_INT_BN	SUM_of_sum_empt_incamt	sum_wage_sub_emplr
2018			

Unincorporated		For 4 weeks
2017		
2018		

T2125 salary and wages	Gross up by 1/0.87 based on PIT quant group
6,315,241,942	7,258,898,784
share of empl inc	3.22%

Cost for corporations				
year	number_employer	sum_wage_sub_emplr	For 4 weeks	
2017				
2018				

436300

Qualifying ccpc only			
year	COUNT_of_INT_BN	SUM_of_sum_empt_incamt	sum_wage_sub_emplr
2018			

Unincorporated		For 4 weeks
2017		
2018		

T2125 salary and wages	Gross up by 1/0.87 based on PIT quant group
6,315,241,942	7,258,898,784
share of empl inc	3.22%

Cost for corporations			
year	number_employer	sum_wage_sub_emplr	For 4 weeks
2017			
2018			436300

Qualifying ccpc only			
year	COUNT_of_INT_BN	SUM_of_sum_empt_incamt	sum_wage_sub_emplr

Unincorporated		For 4 weeks
2017		
2018		

T2125 salary and wages	Gross up by 1/0.87 based on PIT quant group
6,315,241,942	7,258,898,784
share of empl inc	2.98%

Cost for corporations			
year	number_employer	sum_wage_sub_emplr	For 4 weeks
2017			
2018			436300

Qualifying ccpc only			
year	COUNT_of_INT_BN	SUM_of_sum_empt_incamt	sum_wage_sub_emplr
2018			

Unincorporated		For 4 weeks
2017		
2018		

T2125 salary and wages	Gross up by 1/0.87 based on PIT quant group
6,315,241,942	7,258,898,784
share of empl inc	2.98%

Cost for corporations			
year	number_employer	sum_wage_sub_emplr	For 4 weeks
2017			
2018			436300

Qualifying ccpc only			
year	COUNT_of_INT_BN	SUM_of_sum_empt_incamt	sum_wage_sub_emplr
2018			

Unincorporated		For 4 weeks
2017		
2018		

T2125 salary and wages	Gross up by 1/0.87 based on PIT quant group
6,315,241,942	7,258,898,784
share of empl inc	2.98%

Cost for corporations			
year	number_employer	sum_wage_sub_emplr	For 4 weeks
2017			
2018			436300

Qualifying ccpc only			
year	COUNT_of_INT_BN	SUM_of_sum_empt_incamt	sum_wage_sub_emplr
2018			

Unincorporated		For 4 weeks
2017		
2018		

T2125 salary and wages	Gross up by 1/0.87 based on PIT quant group
6,315,241,942	7,258,898,784
share of empl inc	2.98%

s.69(1)(g) re: (d)

s.69(1)(g) re: (e)

Cost for corporations			
year	number_employer	sum_wage_sub_emplr	For 4 weeks
2017			
2018			436300

Qualifying ccpc only			
year	COUNT_of_INT_BN	SUM_of_sum_empt_incamt	sum_wage_sub_emplr
2018			

Unincorporated		For 4 weeks
2017		
2018		

T2125 salary and wages	Gross up by 1/0.87 based on PIT quant group
6,315,241,942	7,258,898,784
share of empl inc	2.98%

Cost for corporations			
year	number_employer	sum_wage_sub_emplr	For 4 weeks
2017			
2018			436300

Qualifying ccpc only			
year	COUNT_of_INT_BN	SUM_of_sum_empt_incamt	sum_wage_sub_emplr
2018			

s.69(1)(g) re: (d)
s.69(1)(g) re: (e)

Unincorporated		For 4 weeks
2017		
2018		

T2125 salary and wages	Gross up by 1/0.87 based on PIT quant group
6,315,241,942	7,258,898,784
share of empl inc	3.22%

Cost for corporations			
year	number_employer	sum_wage_sub_emplr	For 4 weeks
2017			
2018			436300

Qualifying ccpc only			
year	COUNT_of_INT_BN	SUM of sum empt incamt	sum wage sub emplr
2018			

Pages 1676 to / à 1739
are duplicates
sont des duplicatas

Revenue Drop	Period 4	Period 5	Period 6	Period 7
Timing	June 7 - July 4	July 5 - Aug 1	Aug 2 - Aug 29	Aug 30 - Sep 26
Total				

Revenue Drop	Period 4	Period 5	Period 6	Period 7
Timing	June 7 - July 4	July 5 - Aug 1	Aug 2 - Aug 29	Aug 30 - Sep 26
Total				

Revenue Drop	Period 4	Period 5	Period 6	Period 7	Period 8
Timing	June 7 - July 4	July 5 - Aug 1	Aug 2 - Aug 29	Aug 30 - Sep 26	Sept 27 - Oct 24
Total					

Revenue Drop	Period 4	Period 5	Period 6	Period 7
Timing	June 7 - July 4	July 5 - Aug 1	Aug 2 - Aug 29	Aug 30 - Sep 26
Total				

Revenue Drop	Period 4	Period 5	Period 6	Period 7
Timing	June 7 - July 4	July 5 - Aug 1	Aug 2 - Aug 29	Aug 30 - Sep 26

Revenue Drop	Period 4	Period 5	Period 6	Period 7
Timing	June 7 - July 4	July 5 - Aug 1	Aug 2 - Aug 29	Aug 30 - Sep 26
Total				

Revenue Drop	Period 4	Period 5	Period 6	Period 7
Timing	June 7 - July 4	July 5 - Aug 1	Aug 2 - Aug 29	Aug 30 - Sep 26
Total				

Revenue Drop	Period 4	Period 5	Period 6	Period 7	Period 8
Timing	June 7 - July 4	July 5 - Aug 1	Aug 2 - Aug 29	Aug 30 - Sep 26	Sept 27 - Oct 24
Total					

Revenue Drop	Period 4	Period 5	Period 6	Period 7
Timing	June 7 - July 4	July 5 - Aug 1	Aug 2 - Aug 29	Aug 30 - Sep 26
Total				

Revenue Drop	Period 4	Period 5	Period 6	Period 7
Timing	June 7 - July 4	July 5 - Aug 1	Aug 2 - Aug 29	Aug 30 - Sep 26

s.18(d)
s.21(1)(b)

|

Period 5	Period 6	Period 7
----------	----------	----------

0.613636 0.581395 0.536585
0.386364 0.418605 0.463415

Average rate

Period 5	Period 6	Period 7
----------	----------	----------

Period 5	Period 6	Period 7
----------	----------	----------

Share of Cost

Period 5	Period 6	Period 7
----------	----------	----------

Period 5	Period 6	Period 7	Period 8
----------	----------	----------	----------

0.361702 0.367347 0.365385 0.37037
0.638298 0.632653 0.634615 0.62963

Period 5	Period 6	Period 7	Period 8
----------	----------	----------	----------

48% 40% 32% 16%
18% 15.00% 12% 6%

Period 5	Period 6	Period 7	Period 8
----------	----------	----------	----------

0.173617 0.146939 0.116923 0.059259
0.114894 0.094898 0.076154 0.037778

Period 5	Period 6	Period 7	Period 8
----------	----------	----------	----------

0.60177 0.607595 0.605578 0.610687
0.39823 0.392405 0.394422 0.389313

Period 5	Period 6	Period 7
----------	----------	----------

0.361702 0.367347 0.365385
0.638298 0.632653 0.634615

Period 5	Period 6	Period 7
----------	----------	----------

48% 36% 24%
18% 13.50% 9%

Period 5	Period 6	Period 7
----------	----------	----------

0.173617 0.132245 0.087692
0.114894 0.085408 0.057115

Period 5	Period 6	Period 7
----------	----------	----------

0.60177 0.607595 0.605578
0.39823 0.392405 0.394422

	Period 5	Period 6	Period 7
Tier 1	12,800	12,510	7,950
Tier 2	4,775	4,935	3,500

Period 5	Period 6	Period 7
----------	----------	----------

	Period 5	Period 6	Period 7	Period 8
Tier 1	8,120	6,495	4,815	2,760
Tier 2	5,350	4,650	3,950	2,045

	Period 5	Period 6	Period 7
Tier 1	7,855	7275	3200
Tier 2	6,690	6975	3700

	Jan-2020	Feb-2020	Mar-2020	Apr-2020	May-2020	Jun-2020	Jul-2020	Aug-2020	Sep-2020	Oct-2020	Nov-2020	Dec-2020
--	----------	----------	----------	----------	----------	----------	----------	----------	----------	----------	----------	----------

4-week Period				\$ million						
				CEWS 4week	Period 5	Period 6	Period 7	Period 8	Period 9	
Total Gross - CIT										
Total Gross - PIT										
Total Gross										
				CEWS 4week	Period 5	Period 6	Period 7	Period 8	Period 9	
Total Gross - CIT										
Total Gross - PIT										
Total Gross										
				\$ million						
				CEWS 4week	Period 5	Period 6	Period 7			
Furloughed employee portion										
Gross - CIT										
Gross - PIT										
CEWS New scheme										
Gross - CIT										
Gross - PIT										
Total Gross - CIT										
Total Gross - PIT										
Total Gross										

		\$ million			
		CEWS 4week	Period 5	Period 6	Period 7
Furloughed employee portion					
Gross - CIT					
Gross - PIT					
CEWS New scheme					
Gross - CIT					
Gross - PIT					
Total Gross - CIT					
Total Gross - PIT					
Total Gross					

		\$ million				
		CEWS 4week	Period 5	Period 6	Period 7	Period 8
Furloughed employee portion						
Gross - CIT						
Gross - PIT						
CEWS New scheme						
Gross - CIT						
Gross - PIT						
Total Gross - CIT						
Total Gross - PIT						
Total Gross						

		\$ million			
		CEWS 4week	Period 5	Period 6	Period 7
Furloughed employee portion					

Total Gross**Total Gross****Total Gross - CIT**

		\$ million				
		CEWS 4week	Period 5	Period 6	Period 7	Period 8
Furlounged employee portion						
Gross - CIT						
Gross - PIT						
CEWS New scheme						
Gross - CIT						
Gross - PIT						
Total Gross - CIT						
Total Gross - PIT						
Total Gross						

		\$ million			
		CEWS 4week	Period 5	Period 6	Period 7
Furlounged employee portion					
Gross - CIT					
Gross - PIT					
CEWS New scheme					
Gross - CIT					
Gross - PIT					
Total Gross - CIT					
Total Gross - PIT					
Total Gross					

Effective CIT/PIT tax rate	10%
Effective CIT tax rate (all corporations)	10%
Effective CIT reduced tax rate	6%
Effective PIT tax rate	22%
Effective partnerships tax rate	14%

Taxable PIT

64%

	2016A	2017A	2018A	2019A	2020A
SEPRAW	956	976	1,001	1,024	1,052
Growth from X year to 2020	110.0%	107.9%	105.1%		

	Share of cost	\$ million					Total Without Tax exempt and partnerhsips
		2017	2018	Total	Total adjusted for share	Partnerhsips only	
Tier 1 - CIT							
Tier 1 - PIT							
Tier 2 - CIT							
Tier 2 - PIT							
Total Gross - CIT							
Total Gross - PIT							
Income Inclusion - CIT							
Income Inclusion - PIT							
Total Net - CIT							
Total Net - PIT							
Total Net							
Total Net - CIT - Rounded							
Total Net - PIT - Rounded							
Total Net - Rounded							

	Share of cost	\$ million					Total Without Tax exempt and partnerhsips
		2017	2018	Total	Total adjusted for share	Partnerhsips only	
Tier 1 - CIT							
Tier 1 - PIT							
Tier 2 - CIT							
Tier 2 - PIT							
Total Gross - CIT							
Total Gross - PIT							
Income Inclusion - CIT							
Income Inclusion - PIT							
Total Net - CIT							
Total Net - PIT							
Total Net							
Total Net - CIT - Rounded							
Total Net - PIT - Rounded							
Total Net - Rounded							

s.69(1)(g) re: (d)
s.69(1)(g) re: (e)

	Share of cost	\$ million					Share of cost	\$ million				
--	---------------	------------	--	--	--	--	---------------	------------	--	--	--	--

		Total Without Tax exempt and partnerhsips											
		2017	2018	Total	Total adjusted for share	Partnerhsips only			2017	2018	Total	Total adjusted for sl	Partnerhsips only
Tier 1 - CIT									Tier 1 - CIT				
Tier 1 - PIT									Tier 1 - PIT				
Tier 2 - CIT									Tier 2 - CIT				
Tier 2 - PIT									Tier 2 - PIT				
Total Gross - CIT									Total Gross - CIT				
Total Gross - PIT									Total Gross - PIT				
Income Inclusion - CIT									Income Inclusion - CIT				
Income Inclusion - PIT									Income Inclusion - PIT				
Total Net - CIT									Total Net - CIT				
Total Net - PIT									Total Net - PIT				
Total Net									Total Net				
Total Net - CIT - Rounded									Total Net - CIT - Rounded				
Total Net - PIT - Rounded									Total Net - PIT - Rounded				
Total Net - Rounded									Total Net - Rounded				

		\$ million											
		2017	2018	Total	Total adjusted for share	Partnerhsips only	Total Without Tax exempt and partnerhsips		2017	2018	Total	Total adjusted for sl	Partnerhsips only
Tier 1 - CIT									Tier 1 - CIT				
Tier 1 - PIT									Tier 1 - PIT				
Tier 2 - CIT									Tier 2 - CIT				
Tier 2 - PIT									Tier 2 - PIT				
Total Gross - CIT									Total Gross - CIT				
Total Gross - PIT									Total Gross - PIT				
Income Inclusion - CIT									Income Inclusion - CIT				
Income Inclusion - PIT									Income Inclusion - PIT				
Total Net - CIT									Total Net - CIT				
Total Net - PIT									Total Net - PIT				
Total Net									Total Net				
Total Net - CIT - Rounded									Total Net - CIT - Rounded				
Total Net - PIT - Rounded									Total Net - PIT - Rounded				
Total Net - Rounded									Total Net - Rounded				

		\$ million											
		2017	2018	Total	Total adjusted for share	Partnerhsips only	Total Without Tax exempt and partnerhsips		2017	2018	Total	Total adjusted for sl	Partnerhsips only
Tier 1 - CIT									Tier 1 - CIT				
Tier 1 - PIT									Tier 1 - PIT				
Tier 2 - CIT									Tier 2 - CIT				
Tier 2 - PIT									Tier 2 - PIT				
Total Gross - CIT									Total Gross - CIT				
Total Gross - PIT									Total Gross - PIT				
Income Inclusion - CIT									Income Inclusion - CIT				

Income Inclusion - PIT

Total Net - CIT
Total Net - PIT
Total Net

Total Net - CIT - Rounded
Total Net - PIT - Rounded
Total Net - Rounded

Income Inclusion - PIT

Total Net - CIT
Total Net - PIT
Total Net

Total Net - CIT - Rounded
Total Net - PIT - Rounded
Total Net - Rounded

	Share of cost	\$ million						Total Without Tax exempt and partnerhsips
		2017	2018	Total	Total adjusted for share	Partnerhsips only		

Tier 1 - CIT
Tier 1 - PIT

Tier 2 - CIT
Tier 2 - PIT

Total Gross - CIT
Total Gross - PIT

Income Inclusion - CIT
Income Inclusion - PIT

Total Net - CIT
Total Net - PIT
Total Net

Total Net - CIT - Rounded
Total Net - PIT - Rounded
Total Net - Rounded

	Share of cost	\$ million						Total Without Tax exempt and partnerhsips
		2017	2018	Total	Total adjusted for sl	Partnerhsips only		

Tier 1 - CIT
Tier 1 - PIT

Tier 2 - CIT
Tier 2 - PIT

Total Gross - CIT
Total Gross - PIT

Income Inclusion - CIT
Income Inclusion - PIT

Total Net - CIT
Total Net - PIT
Total Net

Total Net - CIT - Rounded
Total Net - PIT - Rounded
Total Net - Rounded

	Share of cost	\$ million						Total Without Tax exempt and partnerhsips
		2017	2018	Total	Total adjusted for share	Partnerhsips only		

Tier 1 - CIT
Tier 1 - PIT

Tier 2 - CIT
Tier 2 - PIT

Total Gross - CIT
Total Gross - PIT

Income Inclusion - CIT
Income Inclusion - PIT

Total Net - CIT
Total Net - PIT
Total Net

Total Net - CIT - Rounded
Total Net - PIT - Rounded
Total Net - Rounded

	Share of cost	\$ million						Total Without Tax exempt and partnerhsips
		2017	2018	Total	Total adjusted for sl	Partnerhsips only		

Tier 1 - CIT
Tier 1 - PIT

Tier 2 - CIT
Tier 2 - PIT

Total Gross - CIT
Total Gross - PIT

Income Inclusion - CIT
Income Inclusion - PIT

Total Net - CIT
Total Net - PIT
Total Net

Total Net - CIT - Rounded
Total Net - PIT - Rounded
Total Net - Rounded

	Share of cost	\$ million						Total Without Tax exempt and partnerhsips
--	---------------	------------	--	--	--	--	--	---

Total Net - Rounded

Total Net - Rounded

s.69(1)(g) re: (d)
s.69(1)(g) re: (e)

		Share of cost	\$ million
--	--	---------------	------------

s.69(1)(g) re: (d)
s.69(1)(g) re: (e)

Total Without Tax exempt and partnerhsips			2017	2018	Total	Total adjusted for share	Partnerhsips only	Total Without Tax exempt and partnerhsips
Tier 1 - CIT								
Tier 1 - PIT								
Tier 2 - CIT								
Tier 2 - PIT								
Total Gross - CIT								
Total Gross - PIT								
Income Inclusion - CIT								
Income Inclusion - PIT								
Total Net - CIT								
Total Net - PIT								
Total Net								
Total Net - CIT - Rounded								
Total Net - PIT - Rounded								
Total Net - Rounded								

		Share of cost	\$ million					
Total Without Tax exempt and partnerhsips			2017	2018	Total	Total adjusted for share	Partnerhsips only	Total Without Tax exempt and partnerhsips
Tier 1 - CIT								
Tier 1 - PIT								
Tier 2 - CIT								
Tier 2 - PIT								
Total Gross - CIT								
Total Gross - PIT								
Income Inclusion - CIT								
Income Inclusion - PIT								
Total Net - CIT								
Total Net - PIT								
Total Net								
Total Net - CIT - Rounded								
Total Net - PIT - Rounded								
Total Net - Rounded								

s.69(1)(g) re: (d)

s.69(1)(g) re: (e)

			\$ million						\$ million						
Total Without Tax exempt and partnerhsips		Share of cost	2017	2018	Total	Total adjusted for share	Partnerhsips only	Total Without Tax exempt and partnerhsips	Share of cost	2017	2018	Total	Total adjusted for share	Partnerhsips only	Total Without Tax exempt and partnerhsips
	Tier 1 - CIT							Tier 1 - CIT							
	Tier 1 - PIT							Tier 1 - PIT							
	Tier 2 - CIT							Tier 2 - CIT							
	Tier 2 - PIT							Tier 2 - PIT							
	Total Gross - CIT							Total Gross - CIT							
	Total Gross - PIT							Total Gross - PIT							
	Income Inclusion - CIT							Income Inclusion - CIT							

Total Without Tax exempt and partnerhsips							Total Without Tax exempt and partnerhsips				
		2017	2018	Total	Total adjusted for share	Partnerhsips only					
	Tier 1 - CIT										
	Tier 1 - PIT										
	Tier 2 - CIT										
	Tier 2 - PIT										
Total Gross - CIT											
Total Gross - PIT											
Income Inclusion - CIT											
Income Inclusion - PIT											
Total Net - CIT											
Total Net - PIT											
Total Net											
Total Net - CIT - Rounded											
Total Net - PIT - Rounded											
Total Net - Rounded											

		Share of cost	\$ million					Share of cost	\$ million						
Total Without Tax exempt and partnerhsips			2017	2018	Total	Total adjusted for share	Partnerhsips only	Total Without Tax exempt and partnerhsips		2017	2018	Total	Total adjusted for share	Partnerhsips only	Total Without Tax exempt and partnerhsips
	Tier 1 - CIT							Tier 1 - CIT							
	Tier 1 - PIT							Tier 1 - PIT							
	Tier 2 - CIT							Tier 2 - CIT							
	Tier 2 - PIT							Tier 2 - PIT							

		Share of cost	<u>\$ million</u>					Total Without Tax exempt and partnerhsips
Total Without Tax exempt and partnerhsips			2017	2018	Total	Total adjusted for share	Partnerhsips only	Total Without Tax exempt and partnerhsips
	Tier 1 - CIT							
	Tier 1 - PIT							
	Tier 2 - CIT							
	Tier 2 - PIT							
	Total Gross - CIT							

s.69(1)(g) re: (d)
s.69(1)(g) re: (e)

Total Gross - PIT

Income Inclusion - CIT

Income Inclusion - PIT

Total Net - CIT

Total Net - PIT

Total Net

Total Net - CIT - Rounded

Total Net - PIT - Rounded

Total Net - Rounded

		Share of cost	\$ million					Share of cost	\$ million						
Total Without Tax exempt and partnerhsips			2017	2018	Total	Total adjusted for share	Partnerhsips only	Total Without Tax exempt and partnerhsips		2017	2018	Total	Total adjusted for share	Partnerhsips only	Total Without Tax exempt and partnerhsips
	Tier 1 - CIT								Tier 1 - CIT						
	Tier 1 - PIT								Tier 1 - PIT						
	Tier 2 - CIT								Tier 2 - CIT						
	Tier 2 - PIT								Tier 2 - PIT						
Total Gross - CIT								Total Gross - CIT							
Total Gross - PIT								Total Gross - PIT							
Income Inclusion - CIT								Income Inclusion - CIT							
Income Inclusion - PIT								Income Inclusion - PIT							
Total Net - CIT								Total Net - CIT							
Total Net - PIT								Total Net - PIT							
Total Net								Total Net							
Total Net - CIT - Rounded								Total Net - CIT - Rounded							
Total Net - PIT - Rounded								Total Net - PIT - Rounded							
Total Net - Rounded								Total Net - Rounded							

		Share of cost	\$ million					Share of cost	\$ million						
Total Without Tax exempt and partnerhsips			2017	2018	Total	Total adjusted for share	Partnerhsips only	Total Without Tax exempt and partnerhsips		2017	2018	Total	Total adjusted for share	Partnerhsips only	Total Without Tax exempt and partnerhsips
	Tier 1 - CIT								Tier 1 - CIT						
	Tier 1 - PIT								Tier 1 - PIT						
	Tier 2 - CIT								Tier 2 - CIT						
	Tier 2 - PIT								Tier 2 - PIT						
Total Gross - CIT								Total Gross - CIT							
Total Gross - PIT								Total Gross - PIT							
Income Inclusion - CIT								Income Inclusion - CIT							
Income Inclusion - PIT								Income Inclusion - PIT							
Total Net - CIT								Total Net - CIT							
Total Net - PIT								Total Net - PIT							
Total Net								Total Net							
Total Net - CIT - Rounded								Total Net - CIT - Rounded							
Total Net - PIT - Rounded								Total Net - PIT - Rounded							

s.69(1)(g) re: (d)

s.69(1)(g) re: (e)

Total Net - Rounded

Total Net - Rounded

s.69(1)(g) re: (d)
s.69(1)(g) re: (e)

Pages 1761 to / à 1800
are duplicates
sont des duplicatas

CEWS 4week	Period 5	Period 6	Period 7	Period 8	Period 9	Period 10	Total
------------	----------	----------	----------	----------	----------	-----------	-------

	Count	CEWS	Empl Inc
ALL	1,291,235	342,953,211,200	784,080,007,780
Charities	32,390	18,487,702,365	36,488,982,778
NPO	18,122	9,592,577,541	21,064,430,185
Charities	2.5%	5.4%	4.7%
NPO	1.4%	2.8%	2.7%
	3.9%	8.2%	7.3%

CEWS 4week	Period 5	Period 6	Period 7	Period 8	Period 9	Period 10	Total
------------	----------	----------	----------	----------	----------	-----------	-------

s.69(1)(g) re: (e)
s.69(1)(g) re: (f)

Revenue Drop	Period 4	Period 5	Period 6	Period 7
Timing	June 7 - July 4	July 5 - Aug 1	Aug 2 - Aug 29	Aug 30 - Sep 26

Total

Revenue Drop	Period 4	Period 5	Period 6	Period 7
Timing	June 7 - July 4	July 5 - Aug 1	Aug 2 - Aug 29	Aug 30 - Sep 26

Total

Revenue Drop	Period 4	Period 5	Period 6	Period 7	Period 8
Timing	June 7 - July 4	July 5 - Aug 1	Aug 2 - Aug 29	Aug 30 - Sep 26	Sept 27 - Oct 24

Total

Revenue Drop	Period 4	Period 5	Period 6	Period 7
Timing	June 7 - July 4	July 5 - Aug 1	Aug 2 - Aug 29	Aug 30 - Sep 26

Total

Revenue Drop	Period 4	Period 5	Period 6	Period 7
Timing	June 7 - July 4	July 5 - Aug 1	Aug 2 - Aug 29	Aug 30 - Sep 26

Revenue Drop	Period 4	Period 5	Period 6	Period 7
Timing	June 7 - July 4	July 5 - Aug 1	Aug 2 - Aug 29	Aug 30 - Sep 26
50% or more	2,066	2,846	2,774	1,712
30% to 49%	1,064	1,792	1,997	1,478
0% to 29%	0	3,162	3,439	2,567
Total	3,130	7,800	8,210	5,757

Revenue Drop	Period 4	Period 5	Period 6	Period 7
Timing	June 7 - July 4	July 5 - Aug 1	Aug 2 - Aug 29	Aug 30 - Sep 26

Total

Revenue Drop	Period 4	Period 5	Period 6	Period 7	Period 8
Timing	June 7 - July 4	July 5 - Aug 1	Aug 2 - Aug 29	Aug 30 - Sep 26	Sept 27 - Oct 24

Total

Revenue Drop	Period 4	Period 5	Period 6	Period 7
Timing	June 7 - July 4	July 5 - Aug 1	Aug 2 - Aug 29	Aug 30 - Sep 26

Total

Revenue Drop	Period 4	Period 5	Period 6	Period 7
Timing	June 7 - July 4	July 5 - Aug 1	Aug 2 - Aug 29	Aug 30 - Sep 26

s.18(d)
s.21(1)(b)

Revenue Drop	Period 4	Period 5	Period 6	Period 7	Period 8
Timing	June 7 - July 4	July 5 - Aug 1	Aug 2 - Aug 29	Aug 30 - Sep 26	Sept 27 - Oct 24
Total					

Revenue Drop	Period 4	Period 5	Period 6	Period 7	Period 8
Timing	June 7 - July 4	July 5 - Aug 1	Aug 2 - Aug 29	Aug 30 - Sep 26	Sept 27 - Oct 24

Total

s.18(d)
s.21(1)(b)

|

Period 5	Period 6	Period 7
----------	----------	----------

0.61363636 0.581395 0.536585
0.38636364 0.418605 0.463415

Average rate

Period 5	Period 6	Period 7
----------	----------	----------

Period 5	Period 6	Period 7
----------	----------	----------

Share of Cost

Period 5	Period 6	Period 7
----------	----------	----------

Period 5	Period 6	Period 7	Period 8
----------	----------	----------	----------

0.36170213 0.367347 0.365385 0.37037
0.63829787 0.632653 0.634615 0.62963

Period 5	Period 6	Period 7	Period 8
----------	----------	----------	----------

48% 40% 32% 16%
18% 15.00% 12% 6%

Period 5	Period 6	Period 7	Period 8
----------	----------	----------	----------

0.173617 0.146939 0.116923 0.059259
0.114894 0.094898 0.076154 0.037778

Period 5	Period 6	Period 7	Period 8
----------	----------	----------	----------

0.60177 0.607595 0.605578 0.610687
0.39823 0.392405 0.394422 0.389313

Period 5	Period 6	Period 7
----------	----------	----------

0.36170213 0.367347 0.365385
0.63829787 0.632653 0.634615

Period 5	Period 6	Period 7
----------	----------	----------

48% 36% 24%
18% 13.50% 9%

Period 5	Period 6	Period 7
----------	----------	----------

0.173617 0.132245 0.087692
0.114894 0.085408 0.057115

Period 5	Period 6	Period 7
----------	----------	----------

0.60177 0.607595 0.605578
0.39823 0.392405 0.394422

	Period 5	Period 6	Period 7
Tier 1	10,475	9,890	6,395
Tier 2	3,820	3,980	2,755

Period 5	Period 6	Period 7
----------	----------	----------

	Period 5	Period 6	Period 7	Period 8
Tier 1	6,455	5,085	3,895	2,140
Tier 2	4,325	3,700	3,115	1,630

	Period 5	Period 6	Period 7
Tier 1	6,400	5820	2615
Tier 2	5,405	5550	2915

Period 5	Period 6	Period 7	Period 8
----------	----------	----------	----------

0.36170213 0.367347 0.365385 0.37037
0.63829787 0.632653 0.634615 0.62963

Period 5	Period 6	Period 7	Period 8
----------	----------	----------	----------

60% 60% 0.32 0.16
23% 23% 12% 0.06

Period 5	Period 6	Period 7	Period 8
----------	----------	----------	----------

0.217021 0.220408 0.116923 0.059259
0.143617 0.142347 0.076154 0.037778

Period 5	Period 6	Period 7	Period 8
----------	----------	----------	----------

0.60177 0.607595 0.605578 0.610687
0.39823 0.392405 0.394422 0.389313

Period 5	Period 6	Period 7	Period 8
----------	----------	----------	----------

0.36 0.37 0.37 0.37
0.64 0.63 0.63 0.63

Period 5	Period 6	Period 7	Period 8
----------	----------	----------	----------

0.48 0.4 0.32 0.16
0.18 0.15 0.12 0.06

Period 5	Period 6	Period 7	Period 8
----------	----------	----------	----------

0.173617 0.146939 0.116923 0.059259
0.114894 0.094898 0.076154 0.037778

Period 5	Period 6	Period 7	Period 8
----------	----------	----------	----------

0.60177 0.607595 0.605578 0.610687
0.39823 0.392405 0.394422 0.389313

Pages 1808 to / à 1809
are duplicates
sont des duplicatas

Revenue Drop	Period 1	Period 2	Period 3	Period 4	Period 5	Period 6	Period 7	Period 8	Period 9
Timing				June 7 - July 4	July 5 - Aug 1	Aug 2 - Aug 29	Aug 30 - Sep 26	Sept 27 - Oct 24	Oct 24 - Nov 22

Total

Revenue Drop	Period 1	Period 2	Period 3	Period 4	Period 5	Period 6	Period 7	Period 8	Period 9
Timing				June 7 - July 4	July 5 - Aug 1	Aug 2 - Aug 29	Aug 30 - Sep 26	Sept 27 - Oct 24	Oct 24 - Nov 22

Total

	Period 1	Period 2	Period 3	Period 4	Period 5	Period 6	Period 7	Period 8	Period 9
Timing				June 7 - July 4	July 5 - Aug 1	Aug 2 - Aug 29	Aug 30 - Sep 26	Sept 27 - Oct 24	Oct 24 - Nov 22

Furloughed
Employed

s.18(d)
s.21(1)(b)

	Jan-2020	Feb-2020	Mar-2020	Apr-2020	May-2020	Jun-2020	Jul-2020	Aug-2020	Sep-2020	Oct-2020	Nov-2020	Dec-2020

4-week Period												
	\$ million											
		CEWS 4week	Period 5	Period 6	Period 7	Period 8	Period 9	Period 10				

Total Gross - CIT

Total Gross - PIT

Total Gross

4-week Period												
	\$ million											
		CEWS 4week	Period 5	Period 6	Period 7	Period 8	Period 9	Period 10				

Total Gross - CIT

Total Gross - PIT

Total Gross

Total Gross - CIT

Total Gross - PIT

Total Gross

	\$ million											
		CEWS 4week	Period 5	Period 6	Period 7							

Furlounged employee portion

Gross - CIT

Gross - PIT

CEWS New scheme

Gross - CIT

Gross - PIT

Total Gross - CIT

Total Gross - PIT

Total Gross

	\$ million											
		CEWS 4week	Period 5	Period 6	Period 7							

Furlounged employee portion

Gross - CIT

s.18(d)
s.21(1)(b)
s.69(1)(g) re: (d)
s.69(1)(g) re: (e)

Total Gross**Total Gross**

CEWS New scheme

001812

Total Gross**Total Gross****Total Gross**

Total Gross - PIT

001813

		\$ million				
		CEWS 4week	Period 5	Period 6	Period 7	Period 8
<i>Furloughed employee portion</i>						
Gross - CIT						
Gross - PIT						
<i>CEWS New scheme</i>						
Gross - CIT						
Gross - PIT						
Total Gross - CIT						
Total Gross - PIT						
Total Gross						

	CEWS 4week	Period 5	Period 6	Period 7
<i>Furloughed employee portion</i>				
Gross - CIT				
Gross - PIT				
<i>CEWS New scheme</i>				
Gross - CIT				
Gross - PIT				
Total Gross - CIT				
Total Gross - PIT				
Total Gross				

	CEWS 4week	Period 5	Period 6	Period 7	Period 8	Period 9	Period 10
<i>Furloughed employee portion</i>							
Gross - CIT							
Gross - PIT							
<i>CEWS New scheme</i>							
Gross - CIT							
Gross - PIT							
Total Gross - CIT							
Total Gross - PIT							
Total Gross							

CEWS 4week Period 5 Period 6 Period 7 Period 8 Period 9 Period 10

s.69(1)(g) re: (e)

Total Gross

Total Gross

Total Gross

CEWS New scheme

s.69(1)(g) re: (e)

Total Gross CIT

Total Gross - PIT

Total Gross	
--------------------	--

Total Gross

	CEWS 4week	Period 5	Period 6	Period 7	Period 8	Period 9	Period 10
--	------------	----------	----------	----------	----------	----------	-----------

Total Gross

	CEWS 4week	Period 5	Period 6	Period 7	Period 8	Period 9	Period 10
--	------------	----------	----------	----------	----------	----------	-----------

Total Gross

	CEWS 4week	Period 5	Period 6	Period 7	Period 8	Period 9	Period 10
<i>Furloughed employee portion</i>							
Gross - CIT							
Gross - PIT							
<i>CEWS New scheme</i>							
Gross - CIT							
Gross - PIT							
Total Gross - CIT							
Total Gross - PIT							
Total Gross							

	CEWS 4week	Period 5	Period 6	Period 7	Period 8	Period 9	Period 10
<i>Furloughed employee portion</i>							
Gross - CIT							
Gross - PIT							
<i>CEWS New scheme</i>							
Gross - CIT							
Gross - PIT							
Total Gross - CIT							
Total Gross - PIT							
Total Gross							

	CEWS 4week	Period 5	Period 6	Period 7	Period 8	Period 9	Period 10
<i>Furloughed employee portion</i>							
Gross - CIT							
Gross - PIT							
<i>CEWS New scheme</i>							
Gross - CIT							
Gross - PIT							
Total Gross - CIT							
Total Gross - PIT							
Total Gross							

	CEWS 4week	Period 5	Period 6	Period 7	Period 8	Period 9	Period 10

s.69(1)(g) re: (d)
s.69(1)(g) re: (e)

Total Gross

Period 10

Total Gross

Period 10

Total Gross

Period 10

Gross - CIT

Total Gross - CIT

Total Gross - PIT

	2019	2018	2017	2016	2015	2014	2013	2012	2011	2010	2009	2008	2007	2006	2005	2004	2003	2002	2001	2000	1999	1998	1997	1996	1995	1994	1993	1992	1991	1990	1989	1988	1987	1986	1985	1984	1983	1982	1981	1980	1979	1978	1977	1976	1975	1974	1973	1972	1971	1970	1969	1968	1967	1966	1965	1964	1963	1962	1961	1960	1959	1958	1957	1956	1955	1954	1953	1952	1951	1950	1949	1948	1947	1946	1945	1944	1943	1942	1941	1940	1939	1938	1937	1936	1935	1934	1933	1932	1931	1930	1929	1928	1927	1926	1925	1924	1923	1922	1921	1920	1919	1918	1917	1916	1915	1914	1913	1912	1911	1910	1909	1908	1907	1906	1905	1904	1903	1902	1901	1900	1899	1898	1897	1896	1895	1894	1893	1892	1891	1890	1889	1888	1887	1886	1885	1884	1883	1882	1881	1880	1879	1878	1877	1876	1875	1874	1873	1872	1871	1870	1869	1868	1867	1866	1865	1864	1863	1862	1861	1860	1859	1858	1857	1856	1855	1854	1853	1852	1851	1850	1849	1848	1847	1846	1845	1844	1843	1842	1841	1840	1839	1838	1837	1836	1835	1834	1833	1832	1831	1830	1829	1828	1827	1826	1825	1824	1823	1822	1821	1820	1819	1818	1817	1816	1815	1814	1813	1812	1811	1810	1809	1808	1807	1806	1805	1804	1803	1802	1801	1800	1799	1798	1797	1796	1795	1794	1793	1792	1791	1790	1789	1788	1787	1786	1785	1784	1783	1782	1781	1780	1779	1778	1777	1776	1775	1774	1773	1772	1771	1770	1769	1768	1767	1766	1765	1764	1763	1762	1761	1760	1759	1758	1757	1756	1755	1754	1753	1752	1751	1750	1749	1748	1747	1746	1745	1744	1743	1742	1741	1740	1739	1738	1737	1736	1735	1734	1733	1732	1731	1730	1729	1728	1727	1726	1725	1724	1723	1722	1721	1720	1719	1718	1717	1716	1715	1714	1713	1712	1711	1710	1709	1708	1707	1706	1705	1704	1703	1702	1701	1700	1699	1698	1697	1696	1695	1694	1693	1692	1691	1690	1689	1688	1687	1686	1685	1684	1683	1682	1681	1680	1679	1678	1677	1676	1675	1674	1673	1672	1671	1670	1669	1668	1667	1666	1665	1664	1663	1662	1661	1660	1659	1658	1657	1656	1655	1654	1653	1652	1651	1650	1649	1648	1647	1646	1645	1644	1643	1642	1641	1640	1639	1638	1637	1636	1635	1634	1633	1632	1631	1630	1629	1628	1627	1626	1625	1624	1623	1622	1621	1620	1619	1618	1617	1616	1615	1614	1613	1612
--	------	------	------	------	------	------	------	------	------	------	------	------	------	------	------	------	------	------	------	------	------	------	------	------	------	------	------	------	------	------	------	------	------	------	------	------	------	------	------	------	------	------	------	------	------	------	------	------	------	------	------	------	------	------	------	------	------	------	------	------	------	------	------	------	------	------	------	------	------	------	------	------	------	------	------	------	------	------	------	------	------	------	------	------	------	------	------	------	------	------	------	------	------	------	------	------	------	------	------	------	------	------	------	------	------	------	------	------	------	------	------	------	------	------	------	------	------	------	------	------	------	------	------	------	------	------	------	------	------	------	------	------	------	------	------	------	------	------	------	------	------	------	------	------	------	------	------	------	------	------	------	------	------	------	------	------	------	------	------	------	------	------	------	------	------	------	------	------	------	------	------	------	------	------	------	------	------	------	------	------	------	------	------	------	------	------	------	------	------	------	------	------	------	------	------	------	------	------	------	------	------	------	------	------	------	------	------	------	------	------	------	------	------	------	------	------	------	------	------	------	------	------	------	------	------	------	------	------	------	------	------	------	------	------	------	------	------	------	------	------	------	------	------	------	------	------	------	------	------	------	------	------	------	------	------	------	------	------	------	------	------	------	------	------	------	------	------	------	------	------	------	------	------	------	------	------	------	------	------	------	------	------	------	------	------	------	------	------	------	------	------	------	------	------	------	------	------	------	------	------	------	------	------	------	------	------	------	------	------	------	------	------	------	------	------	------	------	------	------	------	------	------	------	------	------	------	------	------	------	------	------	------	------	------	------	------	------	------	------	------	------	------	------	------	------	------	------	------	------	------	------	------	------	------	------	------	------	------	------	------	------	------	------	------	------	------	------	------	------	------	------	------	------	------	------	------	------	------	------	------	------	------	------	------	------	------	------	------	------	------	------	------	------	------	------	------	------	------	------	------	------	------	------	------	------	------	------	------

CEWS 4week	Period 5	Period 6	Period 7	Period 8	Period 9	Period 10
------------	----------	----------	----------	----------	----------	-----------

Total Gross

CEWS 4week	Period 5	Period 6	Period 7	Period 8	Period 9	Period 10
------------	----------	----------	----------	----------	----------	-----------

Total Gross

CEWS 4week	Period 5	Period 6	Period 7	Period 8	Period 9	Period 10
------------	----------	----------	----------	----------	----------	-----------

Total Gross - PIT

s.69(1)(g) re: (e)

Total Gross	

	\$ million
--	------------

	CEWS 4week	Period 5	Period 6	Period 7	Period 8	Period 9	Period 10
--	------------	----------	----------	----------	----------	----------	-----------

Furloughed employee portion

Gross - CIT

Gross - PIT

CEWS New scheme

Gross - CIT

Gross - PIT

Total Gross - CIT

Total Gross - PIT

Total Gross	
-------------	--

	\$ million
--	------------

	CEWS 4week	Period 5	Period 6	Period 7	Period 8	Period 9	Period 10
--	------------	----------	----------	----------	----------	----------	-----------

Furloughed employee portion

Gross - CIT

Gross - PIT

CEWS New scheme

Gross - CIT

Gross - PIT

Total Gross - CIT

Total Gross - PIT

	2019	2018
Total Gross	\$1,670,000	\$1,670,000

	\$ million
--	------------

	CEWS 4week	Period 5	Period 6	Period 7	Period 8	Period 9	Period 10
--	------------	----------	----------	----------	----------	----------	-----------

Furloughed employee portion

Gross - CIT

Gross - PIT

CEWS New scheme

Gross - CIT

Gross - PIT

Total Gross - CIT

Total Gross - PIT

Total Gross

\$ million

	CEWS 4week	Period 5	Period 6	Period 7	Period 8	Period 9	Period 10
--	------------	----------	----------	----------	----------	----------	-----------

s.69(1)(g) re: (d)

s.69(1)(g) re: (e)

Furlounged employee portion

Gross - CIT

Gross - PIT

CEWS New scheme

Gross - CIT

Gross - PIT

Total Gross - CIT

Total Gross - PIT

Total Gross

--

\$ million						
CEWS 4week	Period 5	Period 6	Period 7	Period 8	Period 9	Period 10

Furlounged employee portion

Gross - CIT

Gross - PIT

CEWS New scheme

Gross - CIT

Gross - PIT

Total Gross - CIT

Total Gross - PIT

Total Gross

--	--

Take up rate

\$ million						
CEWS 4week	Period 5	Period 6	Period 7	Period 8	Period 9	Period 10

Furlounged employee portion

Gross - CIT

Gross - PIT

CEWS New scheme

Gross - CIT

Gross - PIT

Total Gross - CIT

Total Gross - PIT

Total Gross

--	--

s.69(1)(g) re: (d)

s.69(1)(g) re: (e)

Effective CIT/PIT tax rate	10%	
Effective CIT tax rate (all corporations)	10%	
Effective CIT reduced tax rate	6%	Taxable PIT
Effective PIT tax rate	22%	64%
Effective partnerships tax rate	14%	

	2016A	2017A	2018A	2019A	2020A	
SEPHAWE	956	976	1,001	1,024	1,052	
Growth from X year to 2020	110.0%	107.9%	105.1%			

	Share of cost	\$ million					Total Without Tax exempt and partnerhsips		Share of cost	\$ million		
		2017	2018	Total	Total adjusted for share	Partnerhsips only				2017	2018	Total
Tier 1 - CIT							Tier 1 - CIT					
Tier 1 - PIT							Tier 1 - PIT					
Tier 2 - CIT							Tier 2 - CIT					
Tier 2 - PIT							Tier 2 - PIT					
Total Gross - CIT							Total Gross - CIT					
Total Gross - PIT							Total Gross - PIT					
Income Inclusion - CIT							Income Inclusion - CIT					
Income Inclusion - PIT							Income Inclusion - PIT					
Total Net - CIT							Total Net - CIT					
Total Net - PIT							Total Net - PIT					
Total Net							Total Net					
Total Net - CIT - Rounded							Total Net - CIT - Rounded					
Total Net - PIT - Rounded							Total Net - PIT - Rounded					
Total Net - Rounded							Total Net - Rounded					

	Share of cost	\$ million					Total Without Tax exempt and partnerhsips	
		2017	2018	Total	Total adjusted for share	Partnerhsips only		
Tier 1 - CIT								
Tier 1 - PIT								
Tier 2 - CIT								
Tier 2 - PIT								
Total Gross - CIT								
Total Gross - PIT								
Income Inclusion - CIT								
Income Inclusion - PIT								
Total Net - CIT								
Total Net - PIT								
Total Net								
Total Net - CIT - Rounded								
Total Net - PIT - Rounded								

s.69(1)(g) re: (d)
s.69(1)(g) re: (e)

Total Net - Rounded

	Share of cost	\$ million							Share of cost			
		2017	2018	Total	Total adjusted for share	Partnerhsips only	Total Without Tax exempt and partnerships			2017	2018	Total
Tier 1 - CIT								Tier 1 - CIT				
Tier 1 - PIT								Tier 1 - PIT				
Tier 2 - CIT								Tier 2 - CIT				
Tier 2 - PIT								Tier 2 - PIT				
Total Gross - CIT								Total Gross - CIT				
Total Gross - PIT								Total Gross - PIT				
Income Inclusion - CIT								Income Inclusion - CIT				
Income Inclusion - PIT								Income Inclusion - PIT				
Total Net - CIT								Total Net - CIT				
Total Net - PIT								Total Net - PIT				
Total Net								Total Net				
Total Net - CIT - Rounded								Total Net - CIT - Rounded				
Total Net - PIT - Rounded								Total Net - PIT - Rounded				
Total Net - Rounded								Total Net - Rounded				

	Share of cost	\$ million							Share of cost			
		2017	2018	Total	Total adjusted for share	Partnerhsips only	Total Without Tax exempt and partnerships			2017	2018	Total
Tier 1 - CIT								Tier 1 - CIT				
Tier 1 - PIT								Tier 1 - PIT				
Tier 2 - CIT								Tier 2 - CIT				
Tier 2 - PIT								Tier 2 - PIT				
Total Gross - CIT								Total Gross - CIT				
Total Gross - PIT								Total Gross - PIT				
Income Inclusion - CIT								Income Inclusion - CIT				
Income Inclusion - PIT								Income Inclusion - PIT				
Total Net - CIT								Total Net - CIT				
Total Net - PIT								Total Net - PIT				
Total Net								Total Net				
Total Net - CIT - Rounded								Total Net - CIT - Rounded				
Total Net - PIT - Rounded								Total Net - PIT - Rounded				
Total Net - Rounded								Total Net - Rounded				

	Share of cost	\$ million							Share of cost			
		2017	2018	Total	Total adjusted for share	Partnerhsips only	Total Without Tax exempt and partnerships			2017	2018	Total
Tier 1 - CIT								Tier 1 - CIT				
Tier 1 - PIT								Tier 1 - PIT				

Tier 2 - CIT
Tier 2 - PIT

Total Gross - CIT
Total Gross - PIT

Income Inclusion - CIT
Income Inclusion - PIT

Total Net - CIT
Total Net - PIT
Total Net

Total Net - CIT - Rounded
Total Net - PIT - Rounded
Total Net - Rounded

Tier 2 - CIT
Tier 2 - PIT

Total Gross - CIT
Total Gross - PIT

Income Inclusion - CIT
Income Inclusion - PIT

Total Net - CIT
Total Net - PIT
Total Net

Total Net - CIT - Rounded
Total Net - PIT - Rounded
Total Net - Rounded

		Share of cost	\$ million								Share of cost			
				Total Without Tax exempt and partnerhsips										
				2017	2018	Total	Total adjusted for share	Partnerhsips only				2017	2018	Total
Tier 1 - CIT										Tier 1 - CIT				
Tier 1 - PIT										Tier 1 - PIT				
Tier 2 - CIT										Tier 2 - CIT				
Tier 2 - PIT										Tier 2 - PIT				
Total Gross - CIT										Total Gross - CIT				
Total Gross - PIT										Total Gross - PIT				
Income Inclusion - CIT										Income Inclusion - CIT				
Income Inclusion - PIT										Income Inclusion - PIT				
Total Net - CIT										Total Net - CIT				
Total Net - PIT										Total Net - PIT				
Total Net										Total Net				
Total Net - CIT - Rounded										Total Net - CIT - Rounded				
Total Net - PIT - Rounded										Total Net - PIT - Rounded				
Total Net - Rounded										Total Net - Rounded				

		Share of cost	\$ million								Share of cost			
				Total Without Tax exempt and partnerhsips										
				2017	2018	Total	Total adjusted for share	Partnerhsips only				2017	2018	Total
Tier 1 - CIT										Tier 1 - CIT				
Tier 1 - PIT										Tier 1 - PIT				
Tier 2 - CIT										Tier 2 - CIT				
Tier 2 - PIT										Tier 2 - PIT				
Total Gross - CIT										Total Gross - CIT				
Total Gross - PIT										Total Gross - PIT				

s.69(1)(g) re: (d)
s.69(1)(g) re: (e)

s.69(1)(g) re: (d)
s.69(1)(g) re: (e)

Total Net - CIT - Rounded
Total Net - PIT - Rounded
Total Net - Rounded

Total Net - CIT - Rounded
Total Net - PIT - Rounded
Total Net - Rounded

		Share of cost	\$ million								Share of cost			
			2017	2018	Total	Total adjusted for share	Partnerhsips only	Total Without Tax exempt and partnerhsips				2017	2018	Total
Tier 1 - CIT									Tier 1 - CIT					
Tier 1 - PIT									Tier 1 - PIT					
Tier 2 - CIT									Tier 2 - CIT					
Tier 2 - PIT									Tier 2 - PIT					
Total Gross - CIT									Total Gross - CIT					
Total Gross - PIT									Total Gross - PIT					
Income Inclusion - CIT									Income Inclusion - CIT					
Income Inclusion - PIT									Income Inclusion - PIT					
Total Net - CIT									Total Net - CIT					
Total Net - PIT									Total Net - PIT					
Total Net									Total Net					
Total Net - CIT - Rounded									Total Net - CIT - Rounded					
Total Net - PIT - Rounded									Total Net - PIT - Rounded					
Total Net - Rounded									Total Net - Rounded					

		Share of cost	\$ million								Share of cost			
			2017	2018	Total	Total adjusted for share	Partnerhsips only	Total Without Tax exempt and partnerhsips				2017	2018	Total
Tier 1 - CIT									Tier 1 - CIT					
Tier 1 - PIT									Tier 1 - PIT					
Tier 2 - CIT									Tier 2 - CIT					
Tier 2 - PIT									Tier 2 - PIT					
Total Gross - CIT									Total Gross - CIT					
Total Gross - PIT									Total Gross - PIT					
Income Inclusion - CIT									Income Inclusion - CIT					
Income Inclusion - PIT									Income Inclusion - PIT					
Total Net - CIT									Total Net - CIT					
Total Net - PIT									Total Net - PIT					
Total Net									Total Net					
Total Net - CIT - Rounded									Total Net - CIT - Rounded					
Total Net - PIT - Rounded									Total Net - PIT - Rounded					
Total Net - Rounded									Total Net - Rounded					

		Share of cost	\$ million								Share of cost			
--	--	---------------	------------	--	--	--	--	--	--	--	---------------	--	--	--

		Total Without Tax exempt and partnerhsips								
		2017	2018	Total	Total adjusted for share	Partnerhsips only				
Tier 1 - CIT								Tier 1 - CIT		
Tier 1 - PIT								Tier 1 - PIT		
Tier 2 - CIT								Tier 2 - CIT		
Tier 2 - PIT								Tier 2 - PIT		
Total Gross - CIT								Total Gross - CIT		
Total Gross - PIT								Total Gross - PIT		
Income Inclusion - CIT								Income Inclusion - CIT		
Income Inclusion - PIT								Income Inclusion - PIT		
Total Net - CIT								Total Net - CIT		
Total Net - PIT								Total Net - PIT		
Total Net								Total Net		
Total Net - CIT - Rounded								Total Net - CIT - Rounded		
Total Net - PIT - Rounded								Total Net - PIT - Rounded		
Total Net - Rounded								Total Net - Rounded		

		Total Without Tax exempt and partnerhsips								
		2017	2018	Total	Total adjusted for share	Partnerhsips only				
Tier 1 - CIT								Tier 1 - CIT		
Tier 1 - PIT								Tier 1 - PIT		
Tier 2 - CIT								Tier 2 - CIT		
Tier 2 - PIT								Tier 2 - PIT		
Total Gross - CIT								Total Gross - CIT		
Total Gross - PIT								Total Gross - PIT		
Income Inclusion - CIT								Income Inclusion - CIT		
Income Inclusion - PIT								Income Inclusion - PIT		
Total Net - CIT								Total Net - CIT		
Total Net - PIT								Total Net - PIT		
Total Net								Total Net		
Total Net - CIT - Rounded								Total Net - CIT - Rounded		
Total Net - PIT - Rounded								Total Net - PIT - Rounded		
Total Net - Rounded								Total Net - Rounded		

		Total Without Tax exempt and partnerhsips								
		2017	2018	Total	Total adjusted for share	Partnerhsips only				
Tier 1 - CIT								Tier 1 - CIT		
Tier 1 - PIT								Tier 1 - PIT		
Tier 2 - CIT								Tier 2 - CIT		

Tier 2 - PIT
Total Gross - CIT
Total Gross - PIT
Income Inclusion - CIT
Income Inclusion - PIT
Total Net - CIT
Total Net - PIT
Total Net
Total Net - CIT - Rounded
Total Net - PIT - Rounded
Total Net - Rounded

Tier 2 - PIT
Total Gross - CIT
Total Gross - PIT
Income Inclusion - CIT
Income Inclusion - PIT
Total Net - CIT
Total Net - PIT
Total Net
Total Net - CIT - Rounded
Total Net - PIT - Rounded
Total Net - Rounded

		Share of cost		<u>\$ million</u>							Share of cost						
				Total Without Tax exempt and partnerhsips													
				2017	2018	Total	Total adjusted for share	Partnerhsips only						2017	2018	Total	
Tier 1 - CIT										Tier 1 - CIT							
Tier 1 - PIT										Tier 1 - PIT							
Tier 2 - CIT										Tier 2 - CIT							
Tier 2 - PIT										Tier 2 - PIT							
Total Gross - CIT										Total Gross - CIT							
Total Gross - PIT										Total Gross - PIT							
Income Inclusion - CIT										Income Inclusion - CIT							
Income Inclusion - PIT										Income Inclusion - PIT							
Total Net - CIT										Total Net - CIT							
Total Net - PIT										Total Net - PIT							
Total Net										Total Net							
Total Net - CIT - Rounded														Total Net - CIT - Rounded			
Total Net - PIT - Rounded														Total Net - PIT - Rounded			
Total Net - Rounded														Total Net - Rounded			

		Share of cost		\$ million							Share of cost	
				Total Without Tax exempt and partnerhsips								
		2017	2018	Total	Total adjusted for share	Partnerhsips only	partnerhsips			2017	2018	Total
Tier 1 - CIT								Tier 1 - CIT				
Tier 1 - PIT								Tier 1 - PIT				
Tier 2 - CIT								Tier 2 - CIT				
Tier 2 - PIT								Tier 2 - PIT				
Total Gross - CIT								Total Gross - CIT				
Total Gross - PIT								Total Gross - PIT				
Income Inclusion - CIT								Income Inclusion - CIT				
Income Inclusion - PIT								Income Inclusion - PIT				

s.69(1)(g) re: (d)

s.69(1)(g) re: (e)

Total Net - CIT
Total Net - PIT
Total Net

Total Net - CIT
Total Net - PIT
Total Net

Total Net - CIT - Rounded
Total Net - PIT - Rounded
Total Net - Rounded

Total Net - CIT - Rounded
Total Net - PIT - Rounded
Total Net - Rounded

	Share of cost	\$ million							Share of cost			
		2017	2018	Total	Total adjusted for share	Partnerhsips only	Total Without Tax exempt and partnerhsips			2017	2018	Total
Tier 1 - CIT								Tier 1 - CIT				
Tier 1 - PIT								Tier 1 - PIT				
Tier 2 - CIT								Tier 2 - CIT				
Tier 2 - PIT								Tier 2 - PIT				
Total Gross - CIT								Total Gross - CIT				
Total Gross - PIT								Total Gross - PIT				
Income Inclusion - CIT								Income Inclusion - CIT				
Income Inclusion - PIT								Income Inclusion - PIT				
Total Net - CIT								Total Net - CIT				
Total Net - PIT								Total Net - PIT				
Total Net								Total Net				

Total Net - CIT - Rounded
Total Net - PIT - Rounded
Total Net - Rounded

Total Net - CIT - Rounded
Total Net - PIT - Rounded
Total Net - Rounded

	Share of cost	\$ million						
		2017	2018	Total	Total adjusted for share	Partnerhsips only	Total Without Tax exempt and partnerhsips	
Tier 1 - CIT								
Tier 1 - PIT								
Tier 2 - CIT								
Tier 2 - PIT								
Total Gross - CIT								
Total Gross - PIT								
Income Inclusion - CIT								
Income Inclusion - PIT								
Total Net - CIT								
Total Net - PIT								
Total Net								

Total Net - CIT - Rounded
Total Net - PIT - Rounded
Total Net - Rounded

s.69(1)(g) re: (d)
s.69(1)(g) re: (e)

	Share of cost	\$ million					Total Without Tax exempt and partnerships		Share of cost			
		2017	2018	Total	Total adjusted for share	Partnerships only				2017	2018	Total
Total Gross - CIT									Total Gross - CIT			
Total Gross - PIT									Total Gross - PIT			
Income Inclusion - CIT									Income Inclusion - CIT			
Income Inclusion - PIT									Income Inclusion - PIT			
Total Net - CIT									Total Net - CIT			
Total Net - PIT									Total Net - PIT			
Total Net									Total Net			
Total Net - CIT - Rounded									Total Net - CIT - Rounded			
Total Net - PIT - Rounded									Total Net - PIT - Rounded			
Total Net - Rounded									Total Net - Rounded			
	Share of cost	\$ million					Total Without Tax exempt and partnerships		Share of cost			
		2017	2018	Total	Total adjusted for share	Partnerships only				2017	2018	Total
Tier 1 - CIT									Tier 1 - CIT			
Tier 1 - PIT									Tier 1 - PIT			
Tier 2 - CIT									Tier 2 - CIT			
Tier 2 - PIT									Tier 2 - PIT			
Total Gross - CIT									Total Gross - CIT			
Total Gross - PIT									Total Gross - PIT			
Income Inclusion - CIT									Income Inclusion - CIT			
Income Inclusion - PIT									Income Inclusion - PIT			
Total Net - CIT									Total Net - CIT			
Total Net - PIT									Total Net - PIT			
Total Net									Total Net			
Total Net - CIT - Rounded									Total Net - CIT - Rounded			
Total Net - PIT - Rounded									Total Net - PIT - Rounded			
Total Net - Rounded									Total Net - Rounded			
	Share of cost	\$ million					Total Without Tax exempt and partnerships					
		2017	2018	Total	Total adjusted for share	Partnerships only						

s.69(1)(g) re: (d)
s.69(1)(g) re: (e)

Total Gross - CIT
Total Gross - PIT

Income Inclusion - CIT
Income Inclusion - PIT

Total Net - CIT
Total Net - PIT
Total Net

Total Net - CIT - Rounded
Total Net - PIT - Rounded
Total Net - Rounded

	Share of cost	\$ million					Total Without Tax exempt and partnerships
		2017	2018	Total	Total adjusted for share	Partnerships only	

Total Gross - CIT
Total Gross - PIT

Income Inclusion - CIT
Income Inclusion - PIT

Total Net - CIT
Total Net - PIT
Total Net

Total Net - CIT - Rounded
Total Net - PIT - Rounded
Total Net - Rounded

	Share of cost	\$ million					Total Without Tax exempt and partnerships		Share of cost			
		2017	2018	Total	Total adjusted for share	Partnerships only				2017	2018	Total
Tier 1 - CIT								Tier 1 - CIT				
Tier 1 - PIT								Tier 1 - PIT				
Tier 2 - CIT								Tier 2 - CIT				
s.69(1)(g) re: (d)												
s.69(1)(g) re: (e)												

Tier 2 - PIT
Total Gross - CIT
Total Gross - PIT
Income Inclusion - CIT
Income Inclusion - PIT
Total Net - CIT
Total Net - PIT
Total Net
Total Net - CIT - Rounded
Total Net - PIT - Rounded
Total Net - Rounded

Tier 2 - PIT
Total Gross - CIT
Total Gross - PIT
Income Inclusion - CIT
Income Inclusion - PIT
Total Net - CIT
Total Net - PIT
Total Net
Total Net - CIT - Rounded
Total Net - PIT - Rounded
Total Net - Rounded

	Share of cost	\$ million						Total Without Tax exempt and partnerhsips		Share of cost			
		2017	2018	Total	Total adjusted for share	Partnerhsips only	2017				2018	Total	

	Share of cost	\$ million							Share of cost
		2017	2018	Total	Total adjusted for share	Partnerhsips only	Total Without Tax exempt and partnerhsips		
Tier 1 - CIT							Tier 1 - CIT		
Tier 1 - PIT							Tier 1 - PIT		
Tier 2 - CIT							Tier 2 - CIT		
Tier 2 - PIT							Tier 2 - PIT		
Total Gross - CIT							Total Gross - CIT		
Total Gross - PIT							Total Gross - PIT		
Income Inclusion - CIT							Income Inclusion - CIT		

s.69(1)(g) re: (d)
s.69(1)(g) re: (e)

		Share of cost	\$ million					Total Without Tax exempt and partnerhsips
Total adjusted for s/	Partnerhsips only		2017	2018	Total	Total adjusted for share	Partnerhsips only	
	Tier 1 - CIT							
	Tier 1 - PIT							
	Tier 2 - CIT							
	Tier 2 - PIT							
	Total Gross - CIT							
	Total Gross - PIT							
	Income Inclusion - CIT							
	Income Inclusion - PIT							
	Total Net - CIT							
	Total Net - PIT							
	Total Net							
	Total Net - CIT - Rounded							
	Total Net - PIT - Rounded							
	Total Net - Rounded							

s.69(1)(g) re: (d)
s.69(1)(g) re: (e)

\$ million								\$ million			
		Total Without Tax exempt and partnerhsips		Share of cost						Total Without Tax exempt and partnerhsips	
Total adjusted for sl Partnerhsips only						2017	2018	Total	Total adjusted for share	Partnerhsips only	
		Tier 1 - CIT									
		Tier 1 - PIT									
		Tier 2 - CIT									
		Tier 2 - PIT									
		Total Gross - CIT									
		Total Gross - PIT									
		Income Inclusion - CIT									
		Income Inclusion - PIT									
		Total Net - CIT									
		Total Net - PIT									
		Total Net									
		Total Net - CIT - Rounded									
		Total Net - PIT - Rounded									
		Total Net - Rounded									

\$ million								\$ million			
		Total Without Tax exempt and partnerhsips		Share of cost						Total Without Tax exempt and partnerhsips	
Total adjusted for sl	Partnerhsips only					2017	2018	Total	Total adjusted for share	Partnerhsips only	
		Tier 1 - CIT									
		Tier 1 - PIT									
		Tier 2 - CIT									
		Tier 2 - PIT									
		Total Gross - CIT									
		Total Gross - PIT									
		Income Inclusion - CIT									
		Income Inclusion - PIT									
		Total Net - CIT									
		Total Net - PIT									
		Total Net									
		Total Net - CIT - Rounded									
		Total Net - PIT - Rounded									
		Total Net - Rounded									

s.69(1)(g) re: (d)
s.69(1)(g) re: (e)

\$ million						Share of cost		\$ million							Share of cost	
Total Without Tax exempt and partnerhsips								Total Without Tax exempt and partnerhsips								
Total adjusted for sl Partnerhsips only				2017	2018	Total	Total adjusted for share	Partnerhsips only					2017	2018	Total	
		Tier 1 - CIT								Tier 1 - CIT						
		Tier 1 - PIT								Tier 1 - PIT						

	Tier 2 - CIT	
	Tier 2 - PIT	
	Total Gross - CIT	
	Total Gross - PIT	
	Income Inclusion - CIT	
	Income Inclusion - PIT	
	Total Net - CIT	
	Total Net - PIT	
	Total Net	
	Total Net - CIT - Rounded	
	Total Net - PIT - Rounded	
	Total Net - Rounded	

	Tier 2 - CIT	
	Tier 2 - PIT	
	Total Gross - CIT	
	Total Gross - PIT	
	Income Inclusion - CIT	
	Income Inclusion - PIT	
	Total Net - CIT	
	Total Net - PIT	
	Total Net	
	Total Net - CIT - Rounded	
	Total Net - PIT - Rounded	

<u>\$ million</u>		Share of cost	<u>\$ million</u>					
	Total Without Tax exempt and partnerhsips		2017	2018	Total	Total adjusted for share	Partnerhsips only	Total Without Tax exempt and partnerhsips
Total adjusted for sl Partnerhsips only								
	Tier 1 - CIT							
	Tier 1 - PIT							
	Tier 2 - CIT							
	Tier 2 - PIT							
	Total Gross - CIT							
	Total Gross - PIT							
	Income Inclusion - CIT							
	Income Inclusion - PIT							
	Total Net - CIT							
	Total Net - PIT							
	Total Net							
	Total Net - CIT - Rounded							
	Total Net - PIT - Rounded							
	Total Net - Rounded							

<u>\$ million</u>		Share of cost	<u>\$ million</u>						Share of cost	
	Total Without Tax exempt and partnerhsips		2017	2018	Total	Total adjusted for share	Partnerhsips only	Total Without Tax exempt and partnerhsips		
Total adjusted for sl Partnerhsips only										
	Tier 1 - CIT							Tier 1 - CIT		
	Tier 1 - PIT							Tier 1 - PIT		
	Tier 2 - CIT							Tier 2 - CIT		
	Tier 2 - PIT							Tier 2 - PIT		
	Total Gross - CIT							Total Gross - CIT		
	Total Gross - PIT							Total Gross - PIT		

[illegible]

s.69(1)(g) re: (d)

s.69(1)(g) re: (e)

001838

		Total Without Tax exempt and partnerhsips									Total Without Tax exempt and partnerhsips
Total adjusted for sl	Partnerhsips only		2017	2018	Total	Total adjusted for share	Partnerhsips only		2017	2018	Total
		Tier 1 - CIT						Tier 1 - CIT			
		Tier 1 - PIT						Tier 1 - PIT			
		Tier 2 - CIT						Tier 2 - CIT			
		Tier 2 - PIT						Tier 2 - PIT			
		Total Gross - CIT						Total Gross - CIT			
		Total Gross - PIT						Total Gross - PIT			
		Income Inclusion - CIT						Income Inclusion - CIT			
		Income Inclusion - PIT						Income Inclusion - PIT			
		Total Net - CIT						Total Net - CIT			
		Total Net - PIT						Total Net - PIT			
		Total Net						Total Net			
		Total Net - CIT - Rounded						Total Net - CIT - Rounded			
		Total Net - PIT - Rounded						Total Net - PIT - Rounded			
		Total Net - Rounded						Total Net - Rounded			

\$ million				Share of cost				\$ million				Share of cost				
		Total Without Tax exempt and partnerhsips							Total Without Tax exempt and partnerhsips							
Total adjusted for sl Partnerships only			2017	2018	Total	Total adjusted for share	Partnerships only			2017	2018	Total				
	Tier 1 - CIT							Tier 1 - CIT								
	Tier 1 - PIT							Tier 1 - PIT								
	Tier 2 - CIT							Tier 2 - CIT								
	Tier 2 - PIT							Tier 2 - PIT								
	Total Gross - CIT							Total Gross - CIT								
	Total Gross - PIT							Total Gross - PIT								
	Income Inclusion - CIT							Income Inclusion - CIT								
	Income Inclusion - PIT							Income Inclusion - PIT								
	Total Net - CIT							Total Net - CIT								
	Total Net - PIT							Total Net - PIT								
	Total Net							Total Net								
	Total Net - CIT - Rounded						Total Net - CIT - Rounded									
	Total Net - PIT - Rounded						Total Net - PIT - Rounded									
	Total Net - Rounded						Total Net - Rounded									

\$ million				Share of cost		\$ million				Share of cost	
		Total Without Tax exempt and partnerhsips						Total Without Tax exempt and partnerhsips			
Total adjusted for sl	Partnerhsips only		2017	2018	Total	Total adjusted for share	Partnerhsips only		2017	2018	Total
		Tier 1 - CIT						Tier 1 - CIT			
		Tier 1 - PIT						Tier 1 - PIT			
		Tier 2 - CIT						Tier 2 - CIT			

s.69(1)(g) re: (d)

s.69(1)(g) re: (e)

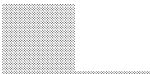
	Tier 2 - PIT		Tier 2 - PIT
Total Gross - CIT		Total Gross - CIT	
Total Gross - PIT		Total Gross - PIT	
Income Inclusion - CIT		Income Inclusion - CIT	
Income Inclusion - PIT		Income Inclusion - PIT	
Total Net - CIT		Total Net - CIT	
Total Net - PIT		Total Net - PIT	
Total Net		Total Net	
Total Net - CIT - Rounded		Total Net - CIT - Rounded	
Total Net - PIT - Rounded		Total Net - PIT - Rounded	
Total Net - Rounded		Total Net - Rounded	

\$ million			Share of cost			\$ million			Share of cost				
Total Without Tax exempt and partnerhsips			2017		2018	Total	Total Without Tax exempt and partnerhsips			2017		2018	Total
Total adjusted for si Partnerhsips only						Total adjusted for share	Partnerhsips only						
Tier 1 - CIT							Tier 1 - CIT						
Tier 1 - PIT							Tier 1 - PIT						
Tier 2 - CIT							Tier 2 - CIT						
Tier 2 - PIT							Tier 2 - PIT						
Total Gross - CIT							Total Gross - CIT						
Total Gross - PIT							Total Gross - PIT						
Income Inclusion - CIT							Income Inclusion - CIT						
Income Inclusion - PIT							Income Inclusion - PIT						
Total Net - CIT							Total Net - CIT						
Total Net - PIT							Total Net - PIT						
Total Net							Total Net						
Total Net - CIT - Rounded							Total Net - CIT - Rounded						
Total Net - PIT - Rounded							Total Net - PIT - Rounded						
Total Net - Rounded							Total Net - Rounded						

\$ million			Share of cost			\$ million			Share of cost		
Total adjusted for share	Partnerships only	Total Without Tax exempt and partnerhsips				Total adjusted for share	Partnerships only	Total Without Tax exempt and partnerhsips			
			2017	2018	Total				2017	2018	Total
		Tier 1 - CIT						Tier 1 - CIT			
		Tier 1 - PIT						Tier 1 - PIT			
		Tier 2 - CIT						Tier 2 - CIT			
		Tier 2 - PIT						Tier 2 - PIT			
		Total Gross - CIT						Total Gross - CIT			
		Total Gross - PIT						Total Gross - PIT			
		Income Inclusion - CIT						Income Inclusion - CIT			
		Income Inclusion - PIT						Income Inclusion - PIT			

s.69(1)(g) re: (e)

\$ million	
	Total Without Tax exempt and partnerhsips
Total adjusted for sl Partnerhsips only	



\$ million			Share of cost				\$ million			Share of cost			
		Total Without Tax exempt and partnerhsips							Total Without Tax exempt and partnerhsips				
Total adjusted for s/ Partnerhsips only			2017	2018	Total	Total adjusted for share	Partnerhsips only			2017	2018	Total	
		Tier 1 - CIT						Tier 1 - CIT					
		Tier 1 - PIT						Tier 1 - PIT					
		Tier 2 - CIT						Tier 2 - CIT					
		Tier 2 - PIT						Tier 2 - PIT					
		Total Gross - CIT						Total Gross - CIT					
		Total Gross - PIT						Total Gross - PIT					
		Income Inclusion - CIT						Income Inclusion - CIT					
		Income Inclusion - PIT						Income Inclusion - PIT					
		Total Net - CIT						Total Net - CIT					
		Total Net - PIT						Total Net - PIT					
		Total Net						Total Net					
		Total Net - CIT - Rounded						Total Net - CIT - Rounded					
		Total Net - PIT - Rounded						Total Net - PIT - Rounded					
		Total Net - Rounded						Total Net - Rounded					



s.69(1)(g) re: (d)
s.69(1)(g) re: (e)

\$ million			Share of cost			\$ million			Share of cost		
Total Without Tax exempt and partnerhsips						Total Without Tax exempt and partnerhsips					
Total adjusted for si	Partnerhsips only		2017	2018	Total	Total adjusted for share	Partnerhsips only		2017	2018	Total
	Tier 1 - CIT						Tier 1 - CIT				
	Tier 1 - PIT						Tier 1 - PIT				
	Tier 2 - CIT						Tier 2 - CIT				

s.69(1)(g) re: (d)
s.69(1)(g) re: (e)

	Tier 2 - PIT
	Total Gross - CIT
	Total Gross - PIT
	Income Inclusion - CIT
	Income Inclusion - PIT
	Total Net - CIT
	Total Net - PIT
	Total Net
	Total Net - CIT - Rounded
	Total Net - PIT - Rounded
	Total Net - Rounded

\$ million
Total Without Tax exempt and partnerhsips
Total adjusted for sl Partnerhsips only

	Tier 2 - PIT
	Total Gross - CIT
	Total Gross - PIT
	Income Inclusion - CIT
	Income Inclusion - PIT
	Total Net - CIT
	Total Net - PIT
	Total Net
	Total Net - CIT - Rounded
	Total Net - PIT - Rounded
	Total Net - Rounded

s.69(1)(g) re: (d)
s.69(1)(g) re: (e)

\$ million		Share of cost	\$ million						Share of cost			
	Total Without Tax exempt and partnerhsips		2017	2018	Total	Total adjusted for share	Partnerhsips only	Total Without Tax exempt and partnerhsips		2017	2018	Total
		Tier 1 - CIT						Tier 1 - CIT				
		Tier 1 - PIT						Tier 1 - PIT				
		Tier 2 - CIT						Tier 2 - CIT				
		Tier 2 - PIT						Tier 2 - PIT				
		Total Gross - CIT						Total Gross - CIT				
		Total Gross - PIT						Total Gross - PIT				
		Income Inclusion - CIT						Income Inclusion - CIT				

	Income Inclusion - PIT
	Total Net - CIT
	Total Net - PIT
	Total Net
	Total Net - CIT - Rounded
	Total Net - PIT - Rounded
	Total Net - Rounded

\$ million	
	Total Without Tax exempt and
Total adjusted for sl Partnerhsips only	partnerhsips

	Income Inclusion - PIT
	Total Net - CIT
	Total Net - PIT
	Total Net
	Total Net - CIT - Rounded
	Total Net - PIT - Rounded
	Total Net - Rounded


s.69(1)(g) re: (d)
s.69(1)(g) re: (e)



BLANK PAGE

\$ million		
		Total Without Tax exempt and partnerhsips
Total adjusted for share	Partnerhsips only	

s.69(1)(g) re: (d)
s.69(1)(g) re: (e)




\$ million		
		Total Without Tax exempt and partnerships
Total adjusted for share	Partnerships only	

s.69(1)(g) re: (d)
s.69(1)(g) re: (e)



<u>\$ million</u>		
		Total Without Tax exempt and
Total adjusted for share	Partnerships only	partnerships

s.69(1)(g) re: (d)
s.69(1)(g) re: (e)



\$ million		
		Total Without Tax exempt and
Total adjusted for share	Partnerships only	partnerships



\$ million

s.69(1)(g) re: (d)
s.69(1)(g) re: (e)

		Total Without Tax exempt and partnerhsips
Total adjusted for share	Partnerhsips only	



\$ million			Share of cost			\$ million			Share of cost			\$ million			Share of cost		
		Total Without Tax exempt and partnerhsips						Total Without Tax exempt and partnerhsips						Total Without Tax exempt and partnerhsips			
Total adjusted for share	Partnerhsips only		2017	2018	Total	Total adjusted for share	Partnerhsips only		2017	2018	Total	Total adjusted for share	Partnerhsips only		2017	2018	Total
		Tier 1 - CIT						Tier 1 - CIT						Tier 1 - CIT			
		Tier 1 - PIT						Tier 1 - PIT						Tier 1 - PIT			
		Tier 2 - CIT						Tier 2 - CIT						Tier 2 - CIT			
		Tier 2 - PIT						Tier 2 - PIT						Tier 2 - PIT			
		Total Gross - CIT						Total Gross - CIT						Total Gross - CIT			
		Total Gross - PIT						Total Gross - PIT						Total Gross - PIT			
		Income Inclusion - CIT						Income Inclusion - CIT						Income Inclusion - CIT			
		Income Inclusion - PIT						Income Inclusion - PIT						Income Inclusion - PIT			
		Total Net - CIT						Total Net - CIT						Total Net - CIT			
		Total Net - PIT						Total Net - PIT						Total Net - PIT			
		Total Net						Total Net						Total Net			
		Total Net - CIT - Rounded						Total Net - CIT - Rounded						Total Net - CIT - Rounded			
		Total Net - PIT - Rounded						Total Net - PIT - Rounded						Total Net - PIT - Rounded			
		Total Net - Rounded						Total Net - Rounded						Total Net - Rounded			

<u>\$ million</u>			Share of cost			<u>\$ million</u>			Share of cost			<u>\$ million</u>			Share of cost		
		Total Without Tax exempt and partnerhsips						Total Without Tax exempt and partnerhsips						Total Without Tax exempt and partnerhsips			
Total adjusted for share	Partnerhsips only		2017	2018	Total	Total adjusted for share	Partnerhsips only		2017	2018	Total	Total adjusted for share	Partnerhsips only		2017	2018	Total
		Tier 1 - CIT						Tier 1 - CIT						Tier 1 - CIT			
		Tier 1 - PIT						Tier 1 - PIT						Tier 1 - PIT			
		Tier 2 - CIT						Tier 2 - CIT						Tier 2 - CIT			

	Tier 2 - PIT	
	Total Gross - CIT	
	Total Gross - PIT	
	Income Inclusion - CIT	
	Income Inclusion - PIT	
	Total Net - CIT	
	Total Net - PIT	
	Total Net	
	Total Net - CIT - Rounded	
	Total Net - PIT - Rounded	
	Total Net - Rounded	

	Tier 2 - PIT	
	Total Gross - CIT	
	Total Gross - PIT	
	Income Inclusion - CIT	
	Income Inclusion - PIT	
	Total Net - CIT	
	Total Net - PIT	
	Total Net	
	Total Net - CIT - Rounded	
	Total Net - PIT - Rounded	
	Total Net - Rounded	

\$ million			Share of cost			\$ million			Share of cost			\$ million			Share of cost		
Total Without Tax exempt and partnerhsips						Total Without Tax exempt and partnerhsips						Total Without Tax exempt and partnerhsips					
Total adjusted for share	Partnerhsips only		2017	2018	Total	Total adjusted for share	Partnerhsips only		2017	2018	Total	Total adjusted for share	Partnerhsips only		2017	2018	Total
		Tier 1 - CIT						Tier 1 - CIT						Tier 1 - CIT			
		Tier 1 - PIT						Tier 1 - PIT						Tier 1 - PIT			
		Tier 2 - CIT						Tier 2 - CIT						Tier 2 - CIT			
		Tier 2 - PIT						Tier 2 - PIT						Tier 2 - PIT			
		Total Gross - CIT						Total Gross - CIT						Total Gross - CIT			
		Total Gross - PIT						Total Gross - PIT						Total Gross - PIT			
		Income Inclusion - CIT						Income Inclusion - CIT						Income Inclusion - CIT			
		Income Inclusion - PIT						Income Inclusion - PIT						Income Inclusion - PIT			
		Total Net - CIT						Total Net - CIT						Total Net - CIT			
		Total Net - PIT						Total Net - PIT						Total Net - PIT			
		Total Net						Total Net						Total Net			
		Total Net - CIT - Rounded						Total Net - CIT - Rounded						Total Net - CIT - Rounded			
		Total Net - PIT - Rounded						Total Net - PIT - Rounded						Total Net - PIT - Rounded			
		Total Net - Rounded						Total Net - Rounded						Total Net - Rounded			

\$ million			Share of cost			\$ million			Share of cost			\$ million			Share of cost		
Total Without Tax exempt and partnerhsips						Total Without Tax exempt and partnerhsips						Total Without Tax exempt and partnerhsips					
Total adjusted for share	Partnerhsips only		2017	2018	Total	Total adjusted for share	Partnerhsips only		2017	2018	Total	Total adjusted for share	Partnerhsips only		2017	2018	Total
		Tier 1 - CIT						Tier 1 - CIT						Tier 1 - CIT			
		Tier 1 - PIT						Tier 1 - PIT						Tier 1 - PIT			
		Tier 2 - CIT						Tier 2 - CIT						Tier 2 - CIT			
		Tier 2 - PIT						Tier 2 - PIT						Tier 2 - PIT			
		Total Gross - CIT						Total Gross - CIT						Total Gross - CIT			
		Total Gross - PIT						Total Gross - PIT						Total Gross - PIT			
		Income Inclusion - CIT						Income Inclusion - CIT						Income Inclusion - CIT			
		Income Inclusion - PIT						Income Inclusion - PIT						Income Inclusion - PIT			

s.69(1)(g) re: (d)
s.69(1)(g) re: (e)

			Total Net - CIT						Total Net - CIT							
			Total Net - PIT						Total Net - PIT							
			Total Net						Total Net							
			Total Net - CIT - Rounded						Total Net - CIT - Rounded							
			Total Net - PIT - Rounded						Total Net - PIT - Rounded							
			Total Net - Rounded						Total Net - Rounded							
<u>\$ million</u>			Share of cost			<u>\$ million</u>			Share of cost							
Total Without Tax exempt and partnerhsips						Total Without Tax exempt and partnerhsips										
Total adjusted for share	Partnerhsips only		2017	2018	Total	Total adjusted for share	Partnerhsips only		2017	2018	Total	Total adjusted for share	Partnerhsips only		Total Without Tax exempt and partnerhsips	
			Tier 1 - CIT						Tier 1 - CIT							
			Tier 1 - PIT						Tier 1 - PIT							
			Tier 2 - CIT						Tier 2 - CIT							
			Tier 2 - PIT						Tier 2 - PIT							
			Total Gross - CIT						Total Gross - CIT							
			Total Gross - PIT						Total Gross - PIT							
			Income Inclusion - CIT						Income Inclusion - CIT							
			Income Inclusion - PIT						Income Inclusion - PIT							
			Total Net - CIT						Total Net - CIT							
			Total Net - PIT						Total Net - PIT							
			Total Net						Total Net							
			Total Net - CIT - Rounded						Total Net - CIT - Rounded							
			Total Net - PIT - Rounded						Total Net - PIT - Rounded							
			Total Net - Rounded						Total Net - Rounded							

s.69(1)(g) re: (d)

s.69(1)(g) re: (e)

\$ million			Share of cost			\$ million			Share of cost			\$ million			Share of cost		
		Total Without Tax exempt and partnerhsips						Total Without Tax exempt and partnerhsips						Total Without Tax exempt and partnerhsips			
Total adjusted for share	Partnerhsips only		2017	2018	Total	Total adjusted for share	Partnerhsips only		2017	2018	Total	Total adjusted for share	Partnerhsips only		2017	2018	Total
		Tier 1 - CIT						Tier 1 - CIT						Tier 1 - CIT			
		Tier 1 - PIT						Tier 1 - PIT						Tier 1 - PIT			
		Tier 2 - CIT						Tier 2 - CIT						Tier 2 - CIT			
		Tier 2 - PIT						Tier 2 - PIT						Tier 2 - PIT			
		Total Gross - CIT						Total Gross - CIT						Total Gross - CIT			
		Total Gross - PIT						Total Gross - PIT						Total Gross - PIT			
		Income Inclusion - CIT						Income Inclusion - CIT						Income Inclusion - CIT			
		Income Inclusion - PIT						Income Inclusion - PIT						Income Inclusion - PIT			
		Total Net - CIT						Total Net - CIT						Total Net - CIT			
		Total Net - PIT						Total Net - PIT						Total Net - PIT			
		Total Net						Total Net						Total Net			
		Total Net - CIT - Rounded						Total Net - CIT - Rounded						Total Net - CIT - Rounded			
		Total Net - PIT - Rounded						Total Net - PIT - Rounded						Total Net - PIT - Rounded			
		Total Net - Rounded						Total Net - Rounded						Total Net - Rounded			

s.69(1)(g) re: (d)
s.69(1)(g) re: (e)

	Tier 2 - PIT	
	Total Gross - CIT	
	Total Gross - PIT	
	Income Inclusion - CIT	
	Income Inclusion - PIT	
	Total Net - CIT	
	Total Net - PIT	
	Total Net	
	Total Net - CIT - Rounded	
	Total Net - PIT - Rounded	
	Total Net - Rounded	

	Tier 2 - PIT	
	Total Gross - CIT	
	Total Gross - PIT	
	Income Inclusion - CIT	
	Income Inclusion - PIT	
	Total Net - CIT	
	Total Net - PIT	
	Total Net	
	Total Net - CIT - Rounded	
	Total Net - PIT - Rounded	
	Total Net - Rounded	

\$ million						\$ million						\$ million					
		Total Without Tax exempt and partnerhsips			Share of cost			Total Without Tax exempt and partnerhsips			Share of cost			Total Without Tax exempt and partnerhsips			Share of cost
Total adjusted for share	Partnerhsips only		2017	2018	Total	Total adjusted for share	Partnerhsips only		2017	2018	Total	Total adjusted for share	Partnerhsips only		2017	2018	Total
		Tier 1 - CIT						Tier 1 - CIT						Tier 1 - CIT			
		Tier 1 - PIT						Tier 1 - PIT						Tier 1 - PIT			
		Tier 2 - CIT						Tier 2 - CIT						Tier 2 - CIT			
		Tier 2 - PIT						Tier 2 - PIT						Tier 2 - PIT			
		Total Gross - CIT						Total Gross - CIT						Total Gross - CIT			
		Total Gross - PIT						Total Gross - PIT						Total Gross - PIT			
		Income Inclusion - CIT						Income Inclusion - CIT						Income Inclusion - CIT			

s.69(1)(g) re: (d)
s.69(1)(g) re: (e)



Income Inclusion - PIT

Total Net - CIT
Total Net - PIT
Total Net

Total Net - CIT - Rounded
Total Net - PIT - Rounded
Total Net - Rounded

Income Inclusion - PIT

Total Net - CIT
Total Net - PIT
Total Net

Total Net - CIT - Rounded
Total Net - PIT - Rounded
Total Net - Rounded

s.69(1)(g) re: (d)
s.69(1)(g) re: (e)

Pages 1859 to / à 1925
are duplicates
sont des duplicatas

CEWS 4week	Period 5	Period 6	Period 7	Period 8	Period 9	Period 10	Total
------------	----------	----------	----------	----------	----------	-----------	-------

	Count	CEWS	Empl Inc
ALL	1,291,235	342,953,211,200	784,080,007,780
Charities	32,390	18,487,702,365	36,488,982,778
NPO	18,122	9,592,577,541	21,064,430,185
Charities	2.5%	5.4%	4.7%
NPO	1.4%	2.8%	2.7%
	3.9%	8.2%	7.3%

Revenue Drop	Period 4	Period 5	Period 6	Period 7
Timing	June 7 - July 4	July 5 - Aug 1	Aug 2 - Aug 29	Aug 30 - Sep 26
Total				

Revenue Drop	Period 4	Period 5	Period 6	Period 7
Timing	June 7 - July 4	July 5 - Aug 1	Aug 2 - Aug 29	Aug 30 - Sep 26
Total				

Revenue Drop	Period 4	Period 5	Period 6	Period 7	Period 8
Timing	June 7 - July 4	July 5 - Aug 1	Aug 2 - Aug 29	Aug 30 - Sep 26	Sept 27 - Oct 24
Total					

Revenue Drop	Period 4	Period 5	Period 6	Period 7
Timing	June 7 - July 4	July 5 - Aug 1	Aug 2 - Aug 29	Aug 30 - Sep 26
Total				

Revenue Drop	Period 4	Period 5	Period 6	Period 7
Timing	June 7 - July 4	July 5 - Aug 1	Aug 2 - Aug 29	Aug 30 - Sep 26

Revenue Drop	Period 4	Period 5	Period 6	Period 7
Timing	June 7 - July 4	July 5 - Aug 1	Aug 2 - Aug 29	Aug 30 - Sep 26
Total				

Revenue Drop	Period 4	Period 5	Period 6	Period 7
Timing	June 7 - July 4	July 5 - Aug 1	Aug 2 - Aug 29	Aug 30 - Sep 26

Total	
-------	--

Revenue Drop	Period 4	Period 5	Period 6	Period 7	Period 8
Timing	June 7 - July 4	July 5 - Aug 1	Aug 2 - Aug 29	Aug 30 - Sep 26	Sept 27 - Oct 24

Total	
-------	--

Revenue Drop	Period 4	Period 5	Period 6	Period 7
Timing	June 7 - July 4	July 5 - Aug 1	Aug 2 - Aug 29	Aug 30 - Sep 26

Total	
-------	--

Revenue Drop	Period 4	Period 5	Period 6	Period 7	
Timing	June 7 - July 4	July 5 - Aug 1	Aug 2 - Aug 29	Aug 30 - Sep 26	

Total	

Revenue Drop	Period 4	Period 5	Period 6	Period 7
Timing	June 7 - July 4	July 5 - Aug 1	Aug 2 - Aug 29	Aug 30 - Sep 26

Total	
-------	--

Revenue Drop	Period 4	Period 5	Period 6	Period 7	Period 8
Timing	June 7 - July 4	July 5 - Aug 1	Aug 2 - Aug 29	Aug 30 - Sep 26	Sept 27 - Oct 24

Total	
-------	--

Revenue Drop	Period 4	Period 5	Period 6	Period 7
Timing	June 7 - July 4	July 5 - Aug 1	Aug 2 - Aug 29	Aug 30 - Sep 26

Total	
-------	--

Revenue Drop	Period 4	Period 5	Period 6	Period 7	Period 8
Timing	June 7 - July 4	July 5 - Aug 1	Aug 2 - Aug 29	Aug 30 - Sep 26	Sept 27 - Oct 24

Total	
-------	--

Total	

Revenue Drop	Period 4	Period 5	Period 6	Period 7
Timing	June 7 - July 4	July 5 - Aug 1	Aug 2 - Aug 29	Aug 30 - Sep 26

Total	
-------	--

Revenue Drop	Period 4	Period 5	Period 6	Period 7	Period 8
Timing	June 7 - July 4	July 5 - Aug 1	Aug 2 - Aug 29	Aug 30 - Sep 26	Sept 27 - Oct 24

Total	
-------	--

Revenue Drop	Period 4	Period 5	Period 6	Period 7
Timing	June 7 - July 4	July 5 - Aug 1	Aug 2 - Aug 29	Aug 30 - Sep 26

Total	
-------	--

Revenue Drop	Period 4	Period 5	Period 6	Period 7	Period 8
Timing	June 7 - July 4	July 5 - Aug 1	Aug 2 - Aug 29	Aug 30 - Sep 26	Sept 27 - Oct 24

Total	
-------	--

Revenue Drop	Period 4	Period 5	Period 6	Period 7	Period 8
Timing	June 7 - July 4	July 5 - Aug 1	Aug 2 - Aug 29	Aug 30 - Sep 26	Sept 27 - Oct 24

Total	
-------	--

Revenue Drop	Period 4	Period 5	Period 6	Period 7	Period 8
Timing	June 7 - July 4	July 5 - Aug 1	Aug 2 - Aug 29	Aug 30 - Sep 26	Sept 27 - Oct 24

Total	
-------	--

|

Period 5	Period 6	Period 7
----------	----------	----------

0.61363636 0.581395 0.536585
0.38636364 0.418605 0.463415

Average rate

Period 5	Period 6	Period 7
----------	----------	----------

Period 5	Period 6	Period 7
----------	----------	----------

Share of Cost

Period 5	Period 6	Period 7
----------	----------	----------

Period 5	Period 6	Period 7	Period 8
----------	----------	----------	----------

0.36170213 0.367347 0.365385 0.37037
0.63829787 0.632653 0.634615 0.62963

Period 5	Period 6	Period 7	Period 8
----------	----------	----------	----------

48% 40% 32% 16%
18% 15.00% 12% 6%

Period 5	Period 6	Period 7	Period 8
----------	----------	----------	----------

0.173617 0.146939 0.116923 0.059259
0.114894 0.094898 0.076154 0.037778

Period 5	Period 6	Period 7	Period 8
----------	----------	----------	----------

0.60177 0.607595 0.605578 0.610687
0.39823 0.392405 0.394422 0.389313

Period 5	Period 6	Period 7
----------	----------	----------

0.36170213 0.367347 0.365385
0.63829787 0.632653 0.634615

Period 5	Period 6	Period 7
----------	----------	----------

48% 36% 24%
18% 13.50% 9%

Period 5	Period 6	Period 7
----------	----------	----------

0.173617 0.132245 0.087692
0.114894 0.085408 0.057115

Period 5	Period 6	Period 7
----------	----------	----------

0.60177 0.607595 0.605578
0.39823 0.392405 0.394422

	Period 5	Period 6	Period 7
Tier 1	10,475	9,890	6,395
Tier 2	3,820	3,980	2,755

Period 5	Period 6	Period 7
----------	----------	----------

	Period 5	Period 6	Period 7	Period 8
Tier 1	6,455	5,085	3,895	2,140
Tier 2	4,325	3,700	3,115	1,630

	Period 5	Period 6	Period 7
Tier 1	6,400	5820	2615
Tier 2	5,405	5550	2915

Period 5	Period 6	Period 7	Period 8
----------	----------	----------	----------

0.36170213

0.367347

0.365385

0.37037

0.63829787

0.632653

0.634615

0.62963

Period 5	Period 6	Period 7	Period 8
----------	----------	----------	----------

60%

60%

0.32

0.16

23%

23%

12%

0.06

Period 5	Period 6	Period 7	Period 8
----------	----------	----------	----------

0.217021

0.220408

0.116923

0.059259

0.143617

0.142347

0.076154

0.037778

Period 5	Period 6	Period 7	Period 8
----------	----------	----------	----------

0.60177

0.607595

0.605578

0.610687

0.39823

0.392405

0.394422

0.389313

Period 5	Period 6	Period 7	Period 8
----------	----------	----------	----------

0.36 0.37 0.37 0.37
0.64 0.63 0.63 0.63

Period 5	Period 6	Period 7	Period 8
----------	----------	----------	----------

0.48 0.4 0.32 0.16
0.18 0.15 0.12 0.06

Period 5	Period 6	Period 7	Period 8
----------	----------	----------	----------

0.173617 0.146939 0.116923 0.059259
0.114894 0.094898 0.076154 0.037778

Period 5	Period 6	Period 7	Period 8
----------	----------	----------	----------

0.60177 0.607595 0.605578 0.610687
0.39823 0.392405 0.394422 0.389313

Pages 1933 to / à 1934
are duplicates
sont des duplicatas

	Jan-2020	Feb-2020	Mar-2020	Apr-2020	May-2020	Jun-2020	Jul-2020	Aug-2020	Sep-2020	Oct-2020	Nov-2020	Dec-2020

4-week Period					\$ million							
					CEWS 4week	Period 5	Period 6	Period 7	Period 8	Period 9	Period 10	

Share of employee
Total Gross - CIT
Total Gross - PIT
Total Gross

4-week Period					\$ million							
					CEWS 4week	Period 5	Period 6	Period 7	Period 8	Period 9	Period 10	

Share of employee
Total Gross - CIT
Total Gross - PIT
Total Gross

					CEWS 4week	Period 5	Period 6	Period 7	Period 8	Period 9	
--	--	--	--	--	------------	----------	----------	----------	----------	----------	--

Share of employee
Total Gross - CIT
Total Gross - PIT
Total Gross

					\$ million						
					CEWS 4week	Period 5	Period 6	Period 7			

Furloughed employee portion
Gross - CIT
Gross - PIT
CEWS New scheme
Gross - CIT
Gross - PIT
Total Gross - CIT
Total Gross - PIT
Total Gross



					69%	71%	74%	76%	0.78
					\$ million				
					CEWS 4week	Period 5	Period 6	Period 7	

Furloughed employee portion
Gross - CIT
Gross - PIT
CEWS New scheme

s.69(1)(g) re: (d)
s.69(1)(g) re: (e)

s.18(d)
s.21(1)(b)

Total Gross**Total Gross****Total Gross****Total Gross - PIT**

s.69(1)(g) re: (e)

Total Gross[illegible]

|--|--|--|--|--|--|--|--|--|--|--|--|--|--|--|--|--|--|--|--|--|--|--|--|--|--|--|--|--|--|--|--|--|--|--|--|--|--|--|--|--|--|--|--|--|--|--|--|--|--|--|--|--|--|--|--|--|--|--|--|--|--|--|--|--|--|--|--|--|--|--|--|--|--|--|--|--|--|--|--|--|--|--|--|--|--|--|--|--|--|--|--|--|--|--|--|--|--|--|--|--|--|--|--|--|--|--|--|--|--|--|--|--|--|--|--|--|--|--|--|--|--|--|--|--|--|--|--|--|--|--|--|--|--|--|--|--|--|--|--|--|--|--|--|--|--|--|--|--|--|--|--|--|--|--|--|--|--|--|--|--|--|--|--|--|--|--|--|--|--|--|--|--|--|--|--|--|--|--|--|--|--|--|--|--|--|--|--|--|--|--|--|--|--|--|--|--|--|--|--|--|--|--|--|--|--|--|--|--|--|--|--|--|--|--|--|--|--|--|--|--|--|--|--|--|--|--|--|--|--|--|--|--|--|--|--|--|--|--|--|--|--|--|--|--|--|--|--|--|--|--|--|--|--|--|--|--|--|--|--|--|--|--|--|--|--|--|--|--|--|--|--|--|--|--|--|--|--|--|--|--|--|--|--|--|--|--|--|--|--|--|--|--|--|--|--|--|--|--|--|--|--|--|--|--|--|--|--|--|--|--|--|--|--|--|--|--|--|--|--|--|--|--|--|--|--|--|--|--|--|--|--|--|--|--|--|--|--|--|--|--|--|--|--|--|--|--|--|--|--|--|--|--|--|--|--|--|--|--|--|--|--|--|--|--|--|--|--|--|--|--|--|--|--|--|--|--|--|--|--|--|--|--|--|--|--|--|--|--|--|--|--|--|--|--|--|--|--|--|--|--|--|--|--|--|--|--|--|--|--|--|--|--|--|--|--|--|--|--|--|--|--|--|--|--|--|--|--|--|--|--|--|--|--|--|--|--|--|--|--|--|--|--|--|--|--|--|--|--|--|--|--|--|--|--|--|--|--|--|--|--|--|--|--|--|--|--|--|--|--|--|--|--|--|--|--|--|--|--|--|--|--|--|--|--|--|--|--|--|--|--|--|--|--|--|--|--|--|--|--|--|--|--|--|--|--|--|--|--|--|--|--|--|--|--|--|--|--|--|--|--|--|--|--|--|--|--|--|--|--|--|--|--|--|--|--|--|--|--|--|--|--|--|--|--|--|--|--|--|--|--|--|--|--|--|--|--|--|--|--|--|--|--|--|--|--|--|--|--|--|--|--|--|--|--|--|--|--|--|--|--|--|--|--|--|--|--|--|--|--|--|--|--|--|--|--|--|--|--|--|--|--|--|--|--|--|--|--|--|--|--|--|--|--|--|--|--|--|--|--|--|--|--|--|--|--|--|--|--|--|--|--|--|--|--|--|--|--|--|--|--|--|--|--|--|--|--|--|--|--|--|--|--|--|--|--|--|--|--|--|--|--|--|--|--|--|--|--|--|--|--|--|--|--|--|--|--|--|--|--|--|--|--|--|--|--|--|--|--|--|--|--|--|--|--|--|--|--|--|--|--|--|--|--|--|--|--|--|--|--|--|--|--|--|--|--|--|--|--|--|--|--|--|--|--|--|--|--|--|--|--|--|--|--|--|--|--|--|--|--|--|--|--|--|--|--|--|--|--|--|--|--|--|--|--|--|--|--|--|--|--|--|--|--|--|--|--|--|--|--|--|--|--|--|--|--|--|--|--|--|--|--|--|--|--|--|--|--|--|--|--|--|--|--|--|--|--|--|--|--|--|--|--|--|--|--|--|--|--|--|--|--|--|--|--|--|--|--|--|--|--|--|--|--|--|--|--|--|--|--|--|--|--|--|--|--|--|--|--|--|--|--|--|--|--|--|--|--|--|--|--|--|--|--|--|--|--|--|--|--|--|--|--|--|--|--|--|--|--|--|--|--|--|--|--|--|--|--|--|--|--|--|--|--|--|--|--|--|--|--|--|--|--|--|--|--|--|--|--|--|--|--|--|--|--|--|--|--|--|--|--|--|--|--|--|--|--|--|--|--|--|--|--|--|--|--|--|--|--|--|--|--|--|--|--|--|--|--|--|--|--|--|--|--|--|--|--|--|--|--|--|--|--|--|--|--|--|--|--|--|--|--|--|--|--|--|--|--|--|--|--|--|--|--|--|--|--|--|--|--|--|--|--|--|--|--|--|--|--|--|--|--|--|--|--|--|--|--|--|--|--|--|--|--|--|--|--|--|--|--|--|--|--|--|--|--|--|--|--|--|--|--|--|--|--|--|--|--|--|--|--|--|--|--|--|--|--|--|--|--|--|--|--|--|--|--|--|--|--|--|--|--|--|--|--|--|--|--|--|--|--|--|--|--|--|--|--|--|--|--|--|--|--|--|--|--|--|--|--|--|--|--|--|--|--|--|--|--|--|--|--|--|--|--|--|--|--|--|--|--|--|--|--|--|--|--|--|--|--|--|--|--|--|--|--|--|--|--|--|--|--|--|--|--|--|--|--|--|--|--|--|--|--|--|--|--|--|--|--|--|--|--|--|--|--|--|--|--|--|--|--|--|--|--|--|--|--|--|--|--|--|--|--|--|--|--|--|--|--|--|--|--|--|--|--|--|--|--|--|--|--|--|--|--|--|--|--|--|--|--|--|--|--|--|--|--|--|--|--|--|--|--|--|--|--|--|--|--|--|--|--|--|--|--|--|--|--|--|--|--|--|--|--|--|--|--|--|--|--|--|--|--|--|--|--|--|--|--|--|--|--|--|--|--|--|--|--|--|--|--|--|--|--|--|--|--|--|--|--|--|--|--|--|--|--|--|--|--|--|--|--|--|--|--|--|--|--|--|--|--|--|--|--|--|--|--|--|--|--|--|--|--|--|--|--|--|--|--|--|--|--|--|--|--|--|--|--|--|--|--|--|--|--|--|--|--|--|--|--|--|--|--|--|--|--|--|--|--|--|--|--|--|--|--|--|--|--|--|--|--|--|--|--|--|--|--|--|--|--|--|--|--|--|--|--|--|--|--|--|--|--|--|--|--|--|--|--|--|--|--|--|--|--|--|--|--|--|--|--|--|--|--|--|--|--|--|--|--|--|--|--|--|--|--|--|--|--|--|--|--|--|--|--|--|--|--|--|--|--|--|--|--|--|--|--|--|--|--|--|--|--|--|--|--|--|--|--|--|--|--|--|--|

|--|--|--|--|--|--|--|--|--|--|--|--|--|--|--|--|--|--|--|--|--|--|--|--|--|--|--|--|--|--|--|--|--|--|--|--|--|--|--|--|--|--|--|--|--|--|--|--|--|--|--|--|--|--|--|--|--|--|--|--|--|--|--|--|--|--|--|--|--|--|--|--|--|--|--|--|--|--|--|--|--|--|--|--|--|--|--|--|--|--|--|--|--|--|--|--|--|--|--|--|--|--|--|--|--|--|--|--|--|--|--|--|--|--|--|--|--|--|--|--|--|--|--|--|--|--|--|--|--|--|--|--|--|--|--|--|--|--|--|--|--|--|--|--|--|--|--|--|--|--|--|--|--|--|--|--|--|--|--|--|--|--|--|--|--|--|--|--|--|--|--|--|--|--|--|--|--|--|--|--|--|--|--|--|--|--|--|--|--|--|--|--|--|--|--|--|--|--|--|--|--|--|--|--|--|--|--|--|--|--|--|--|--|--|--|--|--|--|--|--|--|--|--|--|--|--|--|--|--|--|--|--|--|--|--|--|--|--|--|--|--|--|--|--|--|--|--|--|--|--|--|--|--|--|--|--|--|--|--|--|--|--|--|--|--|--|--|--|--|--|--|--|--|--|--|--|--|--|--|--|--|--|--|--|--|--|--|--|--|--|--|--|--|--|--|--|--|--|--|--|--|--|--|--|--|--|--|--|--|--|--|--|--|--|--|--|--|--|--|--|--|--|--|--|--|--|--|--|--|--|--|--|--|--|--|--|--|--|--|--|--|--|--|--|--|--|--|--|--|--|--|--|--|--|--|--|--|--|--|--|--|--|--|--|--|--|--|--|--|--|--|--|--|--|--|--|--|--|--|--|--|--|--|--|--|--|--|--|--|--|--|--|--|--|--|--|--|--|--|--|--|--|--|--|--|--|--|--|--|--|--|--|--|--|--|--|--|--|--|--|--|--|--|--|--|--|--|--|--|--|--|--|--|--|--|--|--|--|--|--|--|--|--|--|--|--|--|--|--|--|--|--|--|--|--|--|--|--|--|--|--|--|--|--|--|--|--|--|--|--|--|--|--|--|--|--|--|--|--|--|--|--|--|--|--|--|--|--|--|--|--|--|--|--|--|--|--|--|--|--|--|--|--|--|--|--|--|--|--|--|--|--|--|--|--|--|--|--|--|--|--|--|--|--|--|--|--|--|--|--|--|--|--|--|--|--|--|--|--|--|--|--|--|--|--|--|--|--|--|--|--|--|--|--|--|--|--|--|--|--|--|--|--|--|--|--|--|--|--|--|--|--|--|--|--|--|--|--|--|--|--|--|--|--|--|--|--|--|--|--|--|--|--|--|--|--|--|--|--|--|--|--|--|--|--|--|--|--|--|--|--|--|--|--|--|--|--|--|--|--|--|--|--|--|--|--|--|--|--|--|--|--|--|--|--|--|--|--|--|--|--|--|--|--|--|--|--|--|--|--|--|--|--|--|--|--|--|--|--|--|--|--|--|--|--|--|--|--|--|--|--|--|--|--|--|--|--|--|--|--|--|--|--|--|--|--|--|--|--|--|--|--|--|--|--|--|--|--|--|--|--|--|--|--|--|--|--|--|--|--|--|--|--|--|--|--|--|--|--|--|--|--|--|--|--|--|--|--|--|--|--|--|--|--|--|--|--|--|--|--|--|--|--|--|--|--|--|--|--|--|--|--|--|--|--|--|--|--|--|--|--|--|--|--|--|--|--|--|--|--|--|--|--|--|--|--|--|--|--|--|--|--|--|--|--|--|--|--|--|--|--|--|--|--|--|--|--|--|--|--|--|--|--|--|--|--|--|--|--|--|--|--|--|--|--|--|--|--|--|--|--|--|--|--|--|--|--|--|--|--|--|--|--|--|--|--|--|--|--|--|--|--|--|--|--|--|--|--|--|--|--|--|--|--|--|--|--|--|--|--|--|--|--|--|--|--|--|--|--|--|--|--|--|--|--|--|--|--|--|--|--|--|--|--|--|--|--|--|--|--|--|--|--|--|--|--|--|--|--|--|--|--|--|--|--|--|--|--|--|--|--|--|--|--|--|--|--|--|--|--|--|--|--|--|--|--|--|--|--|--|--|--|--|--|--|--|--|--|--|--|--|--|--|--|--|--|--|--|--|--|--|--|--|--|--|--|--|--|--|--|--|--|--|--|--|--|--|--|--|--|--|--|--|--|--|--|--|--|--|--|--|--|--|--|--|--|--|--|--|--|--|--|--|--|--|--|--|--|--|--|--|--|--|--|--|--|--|--|--|--|--|--|--|--|--|--|--|--|--|--|--|--|--|--|--|--|--|--|--|--|--|--|--|--|--|--|--|--|--|--|--|--|--|--|--|--|--|--|--|--|--|--|--|--|--|--|--|--|--|--|--|--|--|--|--|--|--|--|--|--|--|--|--|--|--|--|--|--|--|--|--|--|--|--|--|--|--|--|--|--|--|--|--|--|--|--|--|--|--|--|--|--|--|--|--|--|--|--|--|--|--|--|--|--|--|--|--|--|--|--|--|--|--|--|--|--|--|--|--|--|--|--|--|--|--|--|--|--|--|--|--|--|--|--|--|--|--|--|--|--|--|--|--|--|--|--|--|--|--|--|--|--|--|--|--|--|--|--|--|--|--|--|--|--|--|--|--|--|--|--|--|--|--|--|--|--|--|--|--|--|--|--|--|--|--|--|--|--|--|--|--|--|--|--|--|--|--|--|--|--|--|--|--|--|--|--|--|--|--|--|--|--|--|--|--|--|--|--|--|--|--|--|--|--|--|--|--|--|--|--|--|--|--|--|--|--|--|--|--|--|--|--|--|--|--|--|--|--|--|--|--|--|--|--|--|--|--|--|--|--|--|--|--|--|--|--|--|--|--|--|--|--|--|--|--|--|--|--|--|--|--|--|--|--|--|--|--|--|--|--|--|--|--|--|--|--|--|--|--|--|--|--|--|--|--|--|--|--|--|--|--|--|--|--|--|--|--|--|--|--|--|--|--|--|--|--|--|--|--|--|--|--|--|--|--|--|--|--|--|--|--|--|--|--|--|--|--|--|--|--|--|--|--|--|--|--|--|--|--|--|--|--|--|--|--|--|--|--|--|--|--|--|--|--|--|--|--|--|--|--|--|--|--|--|--|--|--|--|--|--|--|--|--|--|--|--|--|--|--|--|--|--|--|--|--|--|--|--|--|--|--|--|--|--|--|--|--|--|--|--|--|--|--|

	\$ million				
	CEWS 4week	Period 5	Period 6	Period 7	Period 8

Furloughed employee portion

s.69(1)(g) re: (d)

s.69(1)(g) re: (e)

Total Gross**Total Gross****Total Gross****Total Gross**

	CEWS 4week	Period 5	Period 6	Period 7	Period 8	Period 9	Period 10
<i>Furloughed employee portion</i>							
Gross - CIT							
Gross - PIT							
<i>CEWS New scheme</i>							
Gross - CIT							
Gross - PIT							
Total Gross - CIT							
Total Gross - PIT							
Total Gross							

|--|--|--|--|--|--|--|--|--|--|--|--|--|--|--|--|--|--|--|--|--|--|--|--|--|--|--|--|--|--|--|--|--|--|--|--|--|--|--|--|--|--|--|--|--|--|--|--|--|--|--|--|--|--|--|--|--|--|--|--|--|--|--|--|--|--|--|--|--|--|--|--|--|--|--|--|--|--|--|--|--|--|--|--|--|--|--|--|--|--|--|--|--|--|--|--|--|--|--|--|--|--|--|--|--|--|--|--|--|--|--|--|--|--|--|--|--|--|--|--|--|--|--|--|--|--|--|--|--|--|--|--|--|--|--|--|--|--|--|--|--|--|--|--|--|--|--|--|--|--|--|--|--|--|--|--|--|--|--|--|--|--|--|--|--|--|--|--|--|--|--|--|--|--|--|--|--|--|--|--|--|--|--|--|--|--|--|--|--|--|--|--|--|--|--|--|--|--|--|--|--|--|--|--|--|--|--|--|--|--|--|--|--|--|--|--|--|--|--|--|--|--|--|--|--|--|--|--|--|--|--|--|--|--|--|--|--|--|--|--|--|--|--|--|--|--|--|--|--|--|--|--|--|--|--|--|--|--|--|--|--|--|--|--|--|--|--|--|--|--|--|--|--|--|--|--|--|--|--|--|--|--|--|--|--|--|--|--|--|--|--|--|--|--|--|--|--|--|--|--|--|--|--|--|--|--|--|--|--|--|--|--|--|--|--|--|--|--|--|--|--|--|--|--|--|--|--|--|--|--|--|--|--|--|--|--|--|--|--|--|--|--|--|--|--|--|--|--|--|--|--|--|--|--|--|--|--|--|--|--|--|--|--|--|--|--|--|--|--|--|--|--|--|--|--|--|--|--|--|--|--|--|--|--|--|--|--|--|--|--|--|--|--|--|--|--|--|--|--|--|--|--|--|--|--|--|--|--|--|--|--|--|--|--|--|--|--|--|--|--|--|--|--|--|--|--|--|--|--|--|--|--|--|--|--|--|--|--|--|--|--|--|--|--|--|--|--|--|--|--|--|--|--|--|--|--|--|--|--|--|--|--|--|--|--|--|--|--|--|--|--|--|--|--|--|--|--|--|--|--|--|--|--|--|--|--|--|--|--|--|--|--|--|--|--|--|--|--|--|--|--|--|--|--|--|--|--|--|--|--|--|--|--|--|--|--|--|--|--|--|--|--|--|--|--|--|--|--|--|--|--|--|--|--|--|--|--|--|--|--|--|--|--|--|--|--|--|--|--|--|--|--|--|--|--|--|--|--|--|--|--|--|--|--|--|--|--|--|--|--|--|--|--|--|--|--|--|--|--|--|--|--|--|--|--|--|--|--|--|--|--|--|--|--|--|--|--|--|--|--|--|--|--|--|--|--|--|--|--|--|--|--|--|--|--|--|--|--|--|--|--|--|--|--|--|--|--|--|--|--|--|--|--|--|--|--|--|--|--|--|--|--|--|--|--|--|--|--|--|--|--|--|--|--|--|--|--|--|--|--|--|--|--|--|--|--|--|--|--|--|--|--|--|--|--|--|--|--|--|--|--|--|--|--|--|--|--|--|--|--|--|--|--|--|--|--|--|--|--|--|--|--|--|--|--|--|--|--|--|--|--|--|--|--|--|--|--|--|--|--|--|--|--|--|--|--|--|--|--|--|--|--|--|--|--|--|--|--|--|--|--|--|--|--|--|--|--|--|--|--|--|--|--|--|--|--|--|--|--|--|--|--|--|--|--|--|--|--|--|--|--|--|--|--|--|--|--|--|--|--|--|--|--|--|--|--|--|--|--|--|--|--|--|--|--|--|--|--|--|--|--|--|--|--|--|--|--|--|--|--|--|--|--|--|--|--|--|--|--|--|--|--|--|--|--|--|--|--|--|--|--|--|--|--|--|--|--|--|--|--|--|--|--|--|--|--|--|--|--|--|--|--|--|--|--|--|--|--|--|--|--|--|--|--|--|--|--|--|--|--|--|--|--|--|--|--|--|--|--|--|--|--|--|--|--|--|--|--|--|--|--|--|--|--|--|--|--|--|--|--|--|--|--|--|--|--|--|--|--|--|--|--|--|--|--|--|--|--|--|--|--|--|--|--|--|--|--|--|--|--|--|--|--|--|--|--|--|--|--|--|--|--|--|--|--|--|--|--|--|--|--|--|--|--|--|--|--|--|--|--|--|--|--|--|--|--|--|--|--|--|--|--|--|--|--|--|--|--|--|--|--|--|--|--|--|--|--|--|--|--|--|--|--|--|--|--|--|--|--|--|--|--|--|--|--|--|--|--|--|--|--|--|--|--|--|--|--|--|--|--|--|--|--|--|--|--|--|--|--|--|--|--|--|--|--|--|--|--|--|--|--|--|--|--|--|--|--|--|--|--|--|--|--|--|--|--|--|--|--|--|--|--|--|--|--|--|--|--|--|--|--|--|--|--|--|--|--|--|--|--|--|--|--|--|--|--|--|--|--|--|--|--|--|--|--|--|--|--|--|--|--|--|--|--|--|--|--|--|--|--|--|--|--|--|--|--|--|--|--|--|--|--|--|--|--|--|--|--|--|--|--|--|--|--|--|--|--|--|--|--|--|--|--|--|--|--|--|--|--|--|--|--|--|--|--|--|--|--|--|--|--|--|--|--|--|--|--|--|--|--|--|--|--|--|--|--|--|--|--|--|--|--|--|--|--|--|--|--|--|--|--|--|--|--|--|--|--|--|--|--|--|--|--|--|--|--|--|--|--|--|--|--|--|--|--|--|--|--|--|--|--|--|--|--|--|--|--|--|--|--|--|--|--|--|--|--|--|--|--|--|--|--|--|--|--|--|--|--|--|--|--|--|--|--|--|--|--|--|--|--|--|--|--|--|--|--|--|--|--|--|--|--|--|--|--|--|--|--|--|--|--|--|--|--|--|--|--|--|--|--|--|--|--|--|--|--|--|--|--|--|--|--|--|--|--|--|--|--|--|--|--|--|--|--|--|--|--|--|--|--|--|--|--|--|--|--|--|--|--|--|--|--|--|--|--|--|--|--|--|--|--|--|--|--|--|--|--|--|--|--|--|--|--|--|--|--|--|--|--|--|--|--|--|--|--|--|--|--|--|--|--|--|--|--|--|--|--|--|--|--|--|--|--|--|--|--|--|--|--|--|--|--|--|--|--|--|--|--|--|--|--|--|--|--|--|--|--|--|--|--|--|--|--|--|--|

		\$ million		
		Period 1	Period 2	Period 3
<i>Furloughed employee portion</i>				
Gross - CIT				
Gross - PIT				
<i>CEWS New scheme</i>				
Gross - CIT				
Gross - PIT				
Total Gross - CIT				
Total Gross - PIT				
Total Gross				

	<i>\$ million</i>						
	CEWS 4week	Period 5	Period 6	Period 7	Period 8	Period 9	Period 10

Furloughed employee portion

s.69(1)(g) re: (d)

s.69(1)(g) re: (e)

	<i>\$ million</i>						
	CEWS 4week	Period 5	Period 6	Period 7	Period 8	Period 9	Period 10

[illegible]

	<i>\$ million</i>						
	CEWS 4week	Period 5	Period 6	Period 7	Period 8	Period 9	Period 10

01940

Gross - CIT	
Gross - PIT	
Total Gross - CIT	
Total Gross - PIT	
Total Gross	

	<i>\$ million</i>						
	CEWS 4week	Period 5	Period 6	Period 7	Period 8	Period 9	Period 10
<i>Furloughed employee portion</i>							
Gross - CIT							
Gross - PIT							
<i>CEWS New scheme</i>							
Gross - CIT							
Gross - PIT							
Total Gross - CIT							
Total Gross - PIT							
Total Gross							

		\$ million							
		CEWS 4week	Period 5	Period 6	Period 7	Period 8	Period 9	Period 10	
Furloughed employee portion									
Gross - CIT									
Gross - PIT									
CEWS New scheme									
Gross - CIT									
Gross - PIT									
Total Gross - CIT									
Total Gross - PIT									
Total Gross									

[illegible]

s.69(1)(g) re: (d)

s.69(1)(g) re: (e)

	\$ million							
	CEWS 4week	Period 5	Period 6	Period 7	Period 8	Period 9	Period 10	
Furloughed employee portion								
Gross - CIT								
Gross - PIT								
CEWS New scheme								
Gross - CIT								
Gross - PIT								
Total Gross - CIT								
Total Gross - PIT								
Total Gross								

	\$ million							
	CEWS 4week	Period 5	Period 6	Period 7	Period 8	Period 9	Period 10	
Furloughed employee portion								
Gross - CIT								
Gross - PIT								
CEWS New scheme								
Gross - CIT								
Gross - PIT								
Total Gross - CIT								
Total Gross - PIT								
Total Gross								

	\$ million							
	CEWS 4week	Period 5	Period 6	Period 7	Period 8	Period 9	Period 10	
Furloughed employee portion								
Gross - CIT								
Gross - PIT								
CEWS New scheme								
Gross - CIT								
Gross - PIT								
Total Gross - CIT								
Total Gross - PIT								
Total Gross								

	\$ million							
	CEWS 4week	Period 5	Period 6	Period 7	Period 8	Period 9	Period 10	
Furloughed employee portion								
Gross - CIT								
Gross - PIT								

s.69(1)(g) re: (d)

s.69(1)(g) re: (e)

	\$ million							
		CEWS 4week	Period 5	Period 6	Period 7	Period 8	Period 9	Period 10
Furlounged employee portion								
Gross - CIT								
Gross - PIT								
CEWS New scheme								
Gross - CIT								
Gross - PIT								
Total Gross - CIT								
Total Gross - PIT								
Total Gross								

s.69(1)(g) re: (d)
s.69(1)(g) re: (e)

	Jan-2020	Feb-2020	Mar-2020	Apr-2020	May-2020	Jun-2020	Jul-2020	Aug-2020	Sep-2020	Oct-2020	Nov-2020	Dec-2020
--	----------	----------	----------	----------	----------	----------	----------	----------	----------	----------	----------	----------

4-week Period					\$ million							
					CEWS 4week	Period 5	Period 6	Period 7	Period 8	Period 9	Period 10	

Total Gross - CIT
Total Gross - PIT
Total Gross

4-week Period					\$ million							
					CEWS 4week	Period 5	Period 6	Period 7	Period 8	Period 9	Period 10	

Total Gross - CIT
Total Gross - PIT
Total Gross

					CEWS 4week	Period 5	Period 6	Period 7	Period 8	Period 9	
--	--	--	--	--	------------	----------	----------	----------	----------	----------	--

Total Gross - CIT
Total Gross - PIT
Total Gross

					\$ million							
					CEWS 4week	Period 5	Period 6	Period 7				

Furloughed employee portion
Gross - CIT
Gross - PIT
CEWS New scheme
Gross - CIT
Gross - PIT
Total Gross - CIT
Total Gross - PIT
Total Gross



					\$ million							
					CEWS 4week	Period 5	Period 6	Period 7				

Furloughed employee portion
Gross - CIT
Gross - PIT
CEWS New scheme

s.18(d)
s.21(1)(b)
s.69(1)(g) re: (d)
s.69(1)(g) re: (e)

Total Gross

Total Gross

Total Gross**Total Gross - PIT**

001948

Total Gross

|--|--|--|--|--|--|--|--|--|--|--|--|--|--|--|--|--|--|--|--|--|--|--|--|--|--|--|--|--|--|--|--|--|--|--|--|--|--|--|--|--|--|--|--|--|--|--|--|--|--|--|--|--|--|--|--|--|--|--|--|--|--|--|--|--|--|--|--|--|--|--|--|--|--|--|--|--|--|--|--|--|--|--|--|--|--|--|--|--|--|--|--|--|--|--|--|--|--|--|--|--|--|--|--|--|--|--|--|--|--|--|--|--|--|--|--|--|--|--|--|--|--|--|--|--|--|--|--|--|--|--|--|--|--|--|--|--|--|--|--|--|--|--|--|--|--|--|--|--|--|--|--|--|--|--|--|--|--|--|--|--|--|--|--|--|--|--|--|--|--|--|--|--|--|--|--|--|--|--|--|--|--|--|--|--|--|--|--|--|--|--|--|--|--|--|--|--|--|--|--|--|--|--|--|--|--|--|--|--|--|--|--|--|--|--|--|--|--|--|--|--|--|--|--|--|--|--|--|--|--|--|--|--|--|--|--|--|--|--|--|--|--|--|--|--|--|--|--|--|--|--|--|--|--|--|--|--|--|--|--|--|--|--|--|--|--|--|--|--|--|--|--|--|--|--|--|--|--|--|--|--|--|--|--|--|--|--|--|--|--|--|--|--|--|--|--|--|--|--|--|--|--|--|--|--|--|--|--|--|--|--|--|--|--|--|--|--|--|--|--|--|--|--|--|--|--|--|--|--|--|--|--|--|--|--|--|--|--|--|--|--|--|--|--|--|--|--|--|--|--|--|--|--|--|--|--|--|--|--|--|--|--|--|--|--|--|--|--|--|--|--|--|--|--|--|--|--|--|--|--|--|--|--|--|--|--|--|--|--|--|--|--|--|--|--|--|--|--|--|--|--|--|--|--|--|--|--|--|--|--|--|--|--|--|--|--|--|--|--|--|--|--|--|--|--|--|--|--|--|--|--|--|--|--|--|--|--|--|--|--|--|--|--|--|--|--|--|--|--|--|--|--|--|--|--|--|--|--|--|--|--|--|--|--|--|--|--|--|--|--|--|--|--|--|--|--|--|--|--|--|--|--|--|--|--|--|--|--|--|--|--|--|--|--|--|--|--|--|--|--|--|--|--|--|--|--|--|--|--|--|--|--|--|--|--|--|--|--|--|--|--|--|--|--|--|--|--|--|--|--|--|--|--|--|--|--|--|--|--|--|--|--|--|--|--|--|--|--|--|--|--|--|--|--|--|--|--|--|--|--|--|--|--|--|--|--|--|--|--|--|--|--|--|--|--|--|--|--|--|--|--|--|--|--|--|--|--|--|--|--|--|--|--|--|--|--|--|--|--|--|--|--|--|--|--|--|--|--|--|--|--|--|--|--|--|--|--|--|--|--|--|--|--|--|--|--|--|--|--|--|--|--|--|--|--|--|--|--|--|--|--|--|--|--|--|--|--|--|--|--|--|--|--|--|--|--|--|--|--|--|--|--|--|--|--|--|--|--|--|--|--|--|--|--|--|--|--|--|--|--|--|--|--|--|--|--|--|--|--|--|--|--|--|--|--|--|--|--|--|--|--|--|--|--|--|--|--|--|--|--|--|--|--|--|--|--|--|--|--|--|--|--|--|--|--|--|--|--|--|--|--|--|--|--|--|--|--|--|--|--|--|--|--|--|--|--|--|--|--|--|--|--|--|--|--|--|--|--|--|--|--|--|--|--|--|--|--|--|--|--|--|--|--|--|--|--|--|--|--|--|--|--|--|--|--|--|--|--|--|--|--|--|--|--|--|--|--|--|--|--|--|--|--|--|--|--|--|--|--|--|--|--|--|--|--|--|--|--|--|--|--|--|--|--|--|--|--|--|--|--|--|--|--|--|--|--|--|--|--|--|--|--|--|--|--|--|--|--|--|--|--|--|--|--|--|--|--|--|--|--|--|--|--|--|--|--|--|--|--|--|--|--|--|--|--|--|--|--|--|--|--|--|--|--|--|--|--|--|--|--|--|--|--|--|--|--|--|--|--|--|--|--|--|--|--|--|--|--|--|--|--|--|--|--|--|--|--|--|--|--|--|--|--|--|--|--|--|--|--|--|--|--|--|--|--|--|--|--|--|--|--|--|--|--|--|--|--|--|--|--|--|--|--|--|--|--|--|--|--|--|--|--|--|--|--|--|--|--|--|--|--|--|--|--|--|--|--|--|--|--|--|--|--|--|--|--|--|--|--|--|--|--|--|--|--|--|--|--|--|--|--|--|--|--|--|--|--|--|--|--|--|--|--|--|--|--|--|--|--|--|--|--|--|--|--|--|--|--|--|--|--|--|--|--|--|--|--|--|--|--|--|--|--|--|--|--|--|--|--|--|--|--|--|--|--|--|--|--|--|--|--|--|--|--|--|--|--|--|--|--|--|--|--|--|--|--|--|--|--|--|--|--|--|--|--|--|--|--|--|--|--|--|--|--|--|--|--|--|--|--|--|--|--|--|--|--|--|--|--|--|--|--|--|--|--|--|--|--|--|--|--|--|--|--|--|--|--|--|--|--|--|--|--|--|--|--|--|--|--|--|--|--|--|--|--|--|--|--|--|--|--|--|--|--|--|--|--|--|--|--|--|--|--|--|--|--|--|--|--|--|--|--|--|--|--|--|--|--|--|--|--|--|--|--|--|--|--|--|--|--|--|--|--|--|--|--|--|--|--|--|--|--|--|--|--|--|--|--|--|--|--|--|--|--|--|--|--|--|--|--|--|--|--|--|--|--|--|--|--|--|--|--|--|--|--|--|--|--|--|--|--|--|--|--|--|--|--|--|--|--|--|--|--|--|--|--|--|--|--|--|--|--|--|--|--|--|--|--|--|--|--|--|--|--|--|--|--|--|--|--|--|--|--|--|--|--|--|--|--|--|--|--|--|--|--|--|--|--|--|--|--|--|--|--|--|--|--|--|--|--|--|--|--|--|--|--|--|--|--|--|--|--|--|--|--|--|--|--|--|--|--|--|--|--|--|--|--|--|--|--|--|--|--|--|--|--|--|--|--|--|--|--|--|--|--|--|--|--|--|--|--|--|--|--|--|--|--|--|--|--|--|--|--|--|--|--|--|--|--|--|--|--|--|--|--|--|--|--|--|--|--|--|--|--|--|--|--|--|--|--|--|--|--|--|--|--|--|--|--|--|--|--|--|--|--|--|--|--|--|--|--|--|--|--|--|--|--|--|--|--|--|--|--|--|--|--|--|--|--|--|--|--|--|--|--|--|--|--|--|--|--|--|--|--|--|--|--|--|--|--|--|--|--|--|--|--|--|--|--|--|--|

[illegible]

|--|--|--|--|--|--|--|--|--|--|--|--|--|--|--|--|--|--|--|--|--|--|--|--|--|--|--|--|--|--|--|--|--|--|--|--|--|--|--|--|--|--|--|--|--|--|--|--|--|--|--|--|--|--|--|--|--|--|--|--|--|--|--|--|--|--|--|--|--|--|--|--|--|--|--|--|--|--|--|--|--|--|--|--|--|--|--|--|--|--|--|--|--|--|--|--|--|--|--|--|--|--|--|--|--|--|--|--|--|--|--|--|--|--|--|--|--|--|--|--|--|--|--|--|--|--|--|--|--|--|--|--|--|--|--|--|--|--|--|--|--|--|--|--|--|--|--|--|--|--|--|--|--|--|--|--|--|--|--|--|--|--|--|--|--|--|--|--|--|--|--|--|--|--|--|--|--|--|--|--|--|--|--|--|--|--|--|--|--|--|--|--|--|--|--|--|--|--|--|--|--|--|--|--|--|--|--|--|--|--|--|--|--|--|--|--|--|--|--|--|--|--|--|--|--|--|--|--|--|--|--|--|--|--|--|--|--|--|--|--|--|--|--|--|--|--|--|--|--|--|--|--|--|--|--|--|--|--|--|--|--|--|--|--|--|--|--|--|--|--|--|--|--|--|--|--|--|--|--|--|--|--|--|--|--|--|--|--|--|--|--|--|--|--|--|--|--|--|--|--|--|--|--|--|--|--|--|--|--|--|--|--|--|--|--|--|--|--|--|--|--|--|--|--|--|--|--|--|--|--|--|--|--|--|--|--|--|--|--|--|--|--|--|--|--|--|--|--|--|--|--|--|--|--|--|--|--|--|--|--|--|--|--|--|--|--|--|--|--|--|--|--|--|--|--|--|--|--|--|--|--|--|--|--|--|--|--|--|--|--|--|--|--|--|--|--|--|--|--|--|--|--|--|--|--|--|--|--|--|--|--|--|--|--|--|--|--|--|--|--|--|--|--|--|--|--|--|--|--|--|--|--|--|--|--|--|--|--|--|--|--|--|--|--|--|--|--|--|--|--|--|--|--|--|--|--|--|--|--|--|--|--|--|--|--|--|--|--|--|--|--|--|--|--|--|--|--|--|--|--|--|--|--|--|--|--|--|--|--|--|--|--|--|--|--|--|--|--|--|--|--|--|--|--|--|--|--|--|--|--|--|--|--|--|--|--|--|--|--|--|--|--|--|--|--|--|--|--|--|--|--|--|--|--|--|--|--|--|--|--|--|--|--|--|--|--|--|--|--|--|--|--|--|--|--|--|--|--|--|--|--|--|--|--|--|--|--|--|--|--|--|--|--|--|--|--|--|--|--|--|--|--|--|--|--|--|--|--|--|--|--|--|--|--|--|--|--|--|--|--|--|--|--|--|--|--|--|--|--|--|--|--|--|--|--|--|--|--|--|--|--|--|--|--|--|--|--|--|--|--|--|--|--|--|--|--|--|--|--|--|--|--|--|--|--|--|--|--|--|--|--|--|--|--|--|--|--|--|--|--|--|--|--|--|--|--|--|--|--|--|--|--|--|--|--|--|--|--|--|--|--|--|--|--|--|--|--|--|--|--|--|--|--|--|--|--|--|--|--|--|--|--|--|--|--|--|--|--|--|--|--|--|--|--|--|--|--|--|--|--|--|--|--|--|--|--|--|--|--|--|--|--|--|--|--|--|--|--|--|--|--|--|--|--|--|--|--|--|--|--|--|--|--|--|--|--|--|--|--|--|--|--|--|--|--|--|--|--|--|--|--|--|--|--|--|--|--|--|--|--|--|--|--|--|--|--|--|--|--|--|--|--|--|--|--|--|--|--|--|--|--|--|--|--|--|--|--|--|--|--|--|--|--|--|--|--|--|--|--|--|--|--|--|--|--|--|--|--|--|--|--|--|--|--|--|--|--|--|--|--|--|--|--|--|--|--|--|--|--|--|--|--|--|--|--|--|--|--|--|--|--|--|--|--|--|--|--|--|--|--|--|--|--|--|--|--|--|--|--|--|--|--|--|--|--|--|--|--|--|--|--|--|--|--|--|--|--|--|--|--|--|--|--|--|--|--|--|--|--|--|--|--|--|--|--|--|--|--|--|--|--|--|--|--|--|--|--|--|--|--|--|--|--|--|--|--|--|--|--|--|--|--|--|--|--|--|--|--|--|--|--|--|--|--|--|--|--|--|--|--|--|--|--|--|--|--|--|--|--|--|--|--|--|--|--|--|--|--|--|--|--|--|--|--|--|--|--|--|--|--|--|--|--|--|--|--|--|--|--|--|--|--|--|--|--|--|--|--|--|--|--|--|--|--|--|--|--|--|--|--|--|--|--|--|--|--|--|--|--|--|--|--|--|--|--|--|--|--|--|--|--|--|--|--|--|--|--|--|--|--|--|--|--|--|--|--|--|--|--|--|--|--|--|--|--|--|--|--|--|--|--|--|--|--|--|--|--|--|--|--|--|--|--|--|--|--|--|--|--|--|--|--|--|--|--|--|--|--|--|--|--|--|--|--|--|--|--|--|--|--|--|--|--|--|--|--|--|--|--|--|--|--|--|--|--|--|--|--|--|--|--|--|--|--|--|--|--|--|--|--|--|--|--|--|--|--|--|--|--|--|--|--|--|--|--|--|--|--|--|--|--|--|--|--|--|--|--|--|--|--|--|--|--|--|--|--|--|--|--|--|--|--|--|--|--|--|--|--|--|--|--|--|--|--|--|--|--|--|--|--|--|--|--|--|--|--|--|--|--|--|--|--|--|--|--|--|--|--|--|--|--|--|--|--|--|--|--|--|--|--|--|--|--|--|--|--|--|--|--|--|--|--|--|--|--|--|--|--|--|--|--|--|--|--|--|--|--|--|--|--|--|--|--|--|--|--|--|--|--|--|--|--|--|--|--|--|--|--|--|--|--|--|--|--|--|--|--|--|--|--|--|--|--|--|--|--|--|--|--|--|--|--|--|--|--|--|--|--|--|--|--|--|--|--|--|--|--|--|--|--|--|--|--|--|--|--|--|--|--|--|--|--|--|--|--|--|--|--|--|--|--|--|--|--|--|--|--|--|--|--|--|--|--|--|--|--|--|--|--|--|--|--|--|--|--|--|--|--|--|--|--|--|--|--|--|--|--|--|--|--|--|--|--|--|--|--|--|--|--|--|--|--|--|--|--|--|--|--|--|--|--|--|--|--|--|--|--|--|--|--|--|--|--|--|--|--|--|--|--|--|--|--|--|--|--|--|--|--|--|--|--|--|--|--|--|--|--|--|--|--|--|--|--|--|--|--|--|--|--|--|--|--|--|--|--|--|--|--|--|--|--|--|--|--|--|--|--|--|--|--|--|

		\$ million				
		CEWS 4week	Period 5	Period 6	Period 7	Period 8
<i>Furloughed employee portion</i>						

s.69(1)(g) re: (d)
s.69(1)(g) re: (e)
001949

Gross - CIT
Gross - PIT
CEWS New scheme
Gross - CIT
Gross - PIT
Total Gross - CIT
Total Gross - PIT
Total Gross

Furloughed employee portion

Gross - CIT

Gross - PIT

CEWS New scheme

Gross - CIT

Gross - PIT

Total Gross - CIT

Total Gross - PIT

Total Gross

Furloughed employee portion

Gross - CIT	
Gross - PIT	
<i>CEWS New scheme</i>	
Gross - CIT	
Gross - PIT	
Total Gross - CIT	
Total Gross - PIT	
Total Gross	

Furloughed employee portion

Gross - CIT	
Gross - PIT	
<i>CEWS New scheme</i>	
Gross - CIT	
Gross - PIT	
Total Gross - CIT	
Total Gross - PIT	
Total Gross	

Total Gross		s.69(1)(g) re: (d)
		s.69(1)(g) re: (e)

Gross - CIT
Gross - PIT
CEWS New scheme
Gross - CIT
Gross - PIT

Total Gross - CIT**Total Gross - PIT****Total Gross**

	<i>\$ million</i>						
	CEWS 4week	Period 5	Period 6	Period 7	Period 8	Period 9	Period 10

Furloughed employee portion

Gross - CIT

Gross - PIT

CEWS New scheme

Gross - CIT

Gross - PIT

Total Gross - CIT

Total Gross - PIT

Total Gross

	<i>\$ million</i>						
	CEWS 4week	Period 5	Period 6	Period 7	Period 8	Period 9	Period 10

Furloughed employee portion

Gross - CIT

Gross - PIT

CEWS New scheme

Gross - CIT

Gross - PIT

Total Gross - CIT**Total Gross - PIT****Total Gross**[illegible]

Furloughed employee portion

Gross - CIT

Gross - PIT

CEWS New scheme

s.69(1)(g) re: (d)

s.69(1)(g) re: (e)

Total Gross**Total Gross****Total Gross**

Total Gross

s.69(1)(g) re: (e)

	CEWS 4week	Period 5	Period 6	Period 7	Period 8	Period 9	Period 10
Furloughed employee portion							
Gross - CIT							
Gross - PIT							
CEWS New scheme							
Gross - CIT							
Gross - PIT							
Total Gross - CIT							
Total Gross - PIT							
Total Gross							

	\$ million						
	CEWS 4week	Period 5	Period 6	Period 7	Period 8	Period 9	Period 10
<i>Furloughed employee portion</i>							
Gross - CIT							
Gross - PIT							
<i>CEWS New scheme</i>							
Gross - CIT							
Gross - PIT							
Total Gross - CIT							
Total Gross - PIT							
Total Gross							

	\$ million						
	CEWS 4week	Period 5	Period 6	Period 7	Period 8	Period 9	Period 10
<i>Furloughed employee portion</i>							
Gross - CIT							
Gross - PIT							
<i>CEWS New scheme</i>							
Gross - CIT							
Gross - PIT							
Total Gross - CIT							
Total Gross - PIT							
Total Gross							

	<div> <div></div> <div>\$ million</div> </div>						
	CEWS 4week	Period 5	Period 6	Period 7	Period 8	Period 9	Period 10
<i>Furloughed employee portion</i>							
Gross - CIT							
Gross - PIT							

s.69(1)(g) re: (d)
s.69(1)(g) re: (e)

	CEWS 4week	Period 5	Period 6	Period 7	Period 8	Period 9	Period 10
<i>Furloughed employee portion</i>							
Gross - CIT							
Gross - PIT							
<i>CEWS New scheme</i>							
Gross - CIT							
Gross - PIT							
Total Gross - CIT							
Total Gross - PIT							
Total Gross							

s.69(1)(g) re: (d)
s.69(1)(g) re: (e)

	Jan-2020	Feb-2020	Mar-2020	Apr-2020	May-2020	Jun-2020	Jul-2020	Aug-2020	Sep-2020	Oct-2020	Nov-2020	Dec-2020

4-week Period	\$ million							
	CEWS 4week	Period 5	Period 6	Period 7	Period 8	Period 9	Period 10	

Share of employee	
Total Gross - CIT	
Total Gross - PIT	
Total Gross	

4-week Period	\$ million							
	CEWS 4week	Period 5	Period 6	Period 7	Period 8	Period 9	Period 10	

Share of employee	
Total Gross - CIT	
Total Gross - PIT	
Total Gross	

Share of employee	
Total Gross - CIT	
Total Gross - PIT	
Total Gross	

		\$ million			
		CEWS 4week	Period 5	Period 6	Period 7

Furloughed employee portion	
Gross - CIT	
Gross - PIT	
CEWS New scheme	
Gross - CIT	
Gross - PIT	
Total Gross - CIT	
Total Gross - PIT	
Total Gross	

--	--

		\$ million			
		CEWS 4week	Period 5	Period 6	Period 7

Furloughed employee portion	
Gross - CIT	
Gross - PIT	
CEWS New scheme	

s.18(d)
s.21(1)(b)
s.69(1)(g) re: (d)
s.69(1)(g) re: (e)

Total Gross**Total Gross**

Total GrossTotal Gross - PIT

Total Gross

|--|--|--|--|--|--|--|--|--|--|--|--|--|--|--|--|--|--|--|--|--|--|--|--|--|--|--|--|--|--|--|--|--|--|--|--|--|--|--|--|--|--|--|--|--|--|--|--|--|--|--|--|--|--|--|--|--|--|--|--|--|--|--|--|--|--|--|--|--|--|--|--|--|--|--|--|--|--|--|--|--|--|--|--|--|--|--|--|--|--|--|--|--|--|--|--|--|--|--|--|--|--|--|--|--|--|--|--|--|--|--|--|--|--|--|--|--|--|--|--|--|--|--|--|--|--|--|--|--|--|--|--|--|--|--|--|--|--|--|--|--|--|--|--|--|--|--|--|--|--|--|--|--|--|--|--|--|--|--|--|--|--|--|--|--|--|--|--|--|--|--|--|--|--|--|--|--|--|--|--|--|--|--|--|--|--|--|--|--|--|--|--|--|--|--|--|--|--|--|--|--|--|--|--|--|--|--|--|--|--|--|--|--|--|--|--|--|--|--|--|--|--|--|--|--|--|--|--|--|--|--|--|--|--|--|--|--|--|--|--|--|--|--|--|--|--|--|--|--|--|--|--|--|--|--|--|--|--|--|--|--|--|--|--|--|--|--|--|--|--|--|--|--|--|--|--|--|--|--|--|--|--|--|--|--|--|--|--|--|--|--|--|--|--|--|--|--|--|--|--|--|--|--|--|--|--|--|--|--|--|--|--|--|--|--|--|--|--|--|--|--|--|--|--|--|--|--|--|--|--|--|--|--|--|--|--|--|--|--|--|--|--|--|--|--|--|--|--|--|--|--|--|--|--|--|--|--|--|--|--|--|--|--|--|--|--|--|--|--|--|--|--|--|--|--|--|--|--|--|--|--|--|--|--|--|--|--|--|--|--|--|--|--|--|--|--|--|--|--|--|--|--|--|--|--|--|--|--|--|--|--|--|--|--|--|--|--|--|--|--|--|--|--|--|--|--|--|--|--|--|--|--|--|--|--|--|--|--|--|--|--|--|--|--|--|--|--|--|--|--|--|--|--|--|--|--|--|--|--|--|--|--|--|--|--|--|--|--|--|--|--|--|--|--|--|--|--|--|--|--|--|--|--|--|--|--|--|--|--|--|--|--|--|--|--|--|--|--|--|--|--|--|--|--|--|--|--|--|--|--|--|--|--|--|--|--|--|--|--|--|--|--|--|--|--|--|--|--|--|--|--|--|--|--|--|--|--|--|--|--|--|--|--|--|--|--|--|--|--|--|--|--|--|--|--|--|--|--|--|--|--|--|--|--|--|--|--|--|--|--|--|--|--|--|--|--|--|--|--|--|--|--|--|--|--|--|--|--|--|--|--|--|--|--|--|--|--|--|--|--|--|--|--|--|--|--|--|--|--|--|--|--|--|--|--|--|--|--|--|--|--|--|--|--|--|--|--|--|--|--|--|--|--|--|--|--|--|--|--|--|--|--|--|--|--|--|--|--|--|--|--|--|--|--|--|--|--|--|--|--|--|--|--|--|--|--|--|--|--|--|--|--|--|--|--|--|--|--|--|--|--|--|--|--|--|--|--|--|--|--|--|--|--|--|--|--|--|--|--|--|--|--|--|--|--|--|--|--|--|--|--|--|--|--|--|--|--|--|--|--|--|--|--|--|--|--|--|--|--|--|--|--|--|--|--|--|--|--|--|--|--|--|--|--|--|--|--|--|--|--|--|--|--|--|--|--|--|--|--|--|--|--|--|--|--|--|--|--|--|--|--|--|--|--|--|--|--|--|--|--|--|--|--|--|--|--|--|--|--|--|--|--|--|--|--|--|--|--|--|--|--|--|--|--|--|--|--|--|--|--|--|--|--|--|--|--|--|--|--|--|--|--|--|--|--|--|--|--|--|--|--|--|--|--|--|--|--|--|--|--|--|--|--|--|--|--|--|--|--|--|--|--|--|--|--|--|--|--|--|--|--|--|--|--|--|--|--|--|--|--|--|--|--|--|--|--|--|--|--|--|--|--|--|--|--|--|--|--|--|--|--|--|--|--|--|--|--|--|--|--|--|--|--|--|--|--|--|--|--|--|--|--|--|--|--|--|--|--|--|--|--|--|--|--|--|--|--|--|--|--|--|--|--|--|--|--|--|--|--|--|--|--|--|--|--|--|--|--|--|--|--|--|--|--|--|--|--|--|--|--|--|--|--|--|--|--|--|--|--|--|--|--|--|--|--|--|--|--|--|--|--|--|--|--|--|--|--|--|--|--|--|--|--|--|--|--|--|--|--|--|--|--|--|--|--|--|--|--|--|--|--|--|--|--|--|--|--|--|--|--|--|--|--|--|--|--|--|--|--|--|--|--|--|--|--|--|--|--|--|--|--|--|--|--|--|--|--|--|--|--|--|--|--|--|--|--|--|--|--|--|--|--|--|--|--|--|--|--|--|--|--|--|--|--|--|--|--|--|--|--|--|--|--|--|--|--|--|--|--|--|--|--|--|--|--|--|--|--|--|--|--|--|--|--|--|--|--|--|--|--|--|--|--|--|--|--|--|--|--|--|--|--|--|--|--|--|--|--|--|--|--|--|--|--|--|--|--|--|--|--|--|--|--|--|--|--|--|--|--|--|--|--|--|--|--|--|--|--|--|--|--|--|--|--|--|--|--|--|--|--|--|--|--|--|--|--|--|--|--|--|--|--|--|--|--|--|--|--|--|--|--|--|--|--|--|--|--|--|--|--|--|--|--|--|--|--|--|--|--|--|--|--|--|--|--|--|--|--|--|--|--|--|--|--|--|--|--|--|--|--|--|--|--|--|--|--|--|--|--|--|--|--|--|--|--|--|--|--|--|--|--|--|--|--|--|--|--|--|--|--|--|--|--|--|--|--|--|--|--|--|--|--|--|--|--|--|--|--|--|--|--|--|--|--|--|--|--|--|--|--|--|--|--|--|--|--|--|--|--|--|--|--|--|--|--|--|--|--|--|--|--|--|--|--|--|--|--|--|--|--|--|--|--|--|--|--|--|--|--|--|--|--|--|--|--|--|--|--|--|--|--|--|--|--|--|--|--|--|--|--|--|--|--|--|--|--|--|--|--|--|--|--|--|--|--|--|--|--|--|--|--|--|

[illegible]

	\$ million				
		CEWS 4week	Period 5	Period 6	Period 7 Period 8
Furloughed employee portion					
Gross - CIT					
Gross - PIT					
CEWS New scheme					
Gross - CIT					
Gross - PIT					
Total Gross - CIT					
Total Gross - PIT					
Total Gross					

			\$ million		
		CEWS 4week	Period 5	Period 6	Period 7 Period 8
Furloughed employee portion					

s.69(1)(g) re: (d)
s.69(1)(g) re: (e)

Gross - CIT
Gross - PIT
CEWS New scheme
Gross - CIT
Gross - PIT
Total Gross - CIT
Total Gross - PIT
Total Gross

		<i>\$ million</i>			
		CEWS 4week	Period 5	Period 6	Period 7
-					

Furloughed employee portion

Gross - CIT

Gross - PIT

CEWS New scheme

Gross - CIT

Gross - PIT

Total Gross - CIT**Total Gross - PIT****Total Gross**

	CEWS 4week	Period 5	Period 6	Period 7	Period 8	Period 9	Period 10

Furloughed employee portion

Gross - CIT

Gross - PIT

CEWS New scheme

Gross - CIT

Gross - PIT

Total Gross - CIT**Total Gross - PIT****Total Gross**

	CEWS 4week	Period 5	Period 6	Period 7	Period 8	Period 9	Period 10

Furloughed employee portion

Gross - CIT

Gross - PIT

CEWS New scheme

Gross - CIT

Gross - PIT

Total Gross - CIT

Total Gross - PIT

Total Gross

s.69(1)(g) re: (d)

s.69(1)(g) re: (e)

	<i>\$ million</i>						
	CEWS 4week	Period 5	Period 6	Period 7	Period 8	Period 9	Period 10
<i>Furloughed employee portion</i>							
Gross - CIT							
Gross - PIT							
<i>CEWS New scheme</i>							
Gross - CIT							
Gross - PIT							
Total Gross - CIT							
Total Gross - PIT							
Total Gross							

		\$ million				
		CEWS 4week	Period 5	Period 6	Period 7	Period 8
<i>Furlounged employee portion</i>						
Gross - CIT						
Gross - PIT						
<i>CEWS New scheme</i>						
Gross - CIT						
Gross - PIT						
Total Gross - CIT						
Total Gross - PIT						
Total Gross						

		\$ million		
		Period 1	Period 2	Period 3
<i>Furloughed employee portion</i>				
Gross - CIT				
Gross - PIT				
<i>CEWS New scheme</i>				
Gross - CIT				
Gross - PIT				
Total Gross - CIT				
Total Gross - PIT				
Total Gross				

	CEWS 4week	Period 5	Period 6	Period 7	Period 8	Period 9	Period 10
<i>Furloughed employee portion</i>							

s.69(1)(g) re: (d)

s.69(1)(g) re: (e)

	CEWS 4week	Period 5	Period 6	Period 7	Period 8	Period 9	Period 10
<i>Furloughed employee portion</i>							
Gross - CIT							
Gross - PIT							
<i>CEWS New scheme</i>							
Gross - CIT							
Gross - PIT							
Total Gross - CIT							
Total Gross - PIT							
Total Gross							

	CEWS 4week	Period 5	Period 6	Period 7	Period 8	Period 9	Period 10
<i>Furloughed employee portion</i>							
Gross - CIT							
Gross - PIT							
<i>CEWS New scheme</i>							
Gross - CIT							
Gross - PIT							
Total Gross - CIT							
Total Gross - PIT							
Total Gross							

	\$ million	
Furloughed employee portion		CEWS 4week Period 5 Period 6 Period 7 Period 8 Period 9 Period 10
Gross - CIT		
Gross - PIT		
CEWS New scheme		
Gross - CIT		
Gross - PIT		
Total Gross - CIT		
Total Gross - PIT		
Total Gross		

	CEWS 4week	Period 5	Period 6	Period 7	Period 8	Period 9	Period 10
<i>Curious George employee portion</i>							
Gross - CIT							
Gross - PIT							

s.69(1)(g) re: (d)

s.69(1)(g) re: (e)

Gross - CIT	
Gross - PIT	
Total Gross - CIT	
Total Gross - PIT	
Total Gross	

Gross - CIT	
Gross - PIT	
CEWS New scheme	
Gross - CIT	
Gross - PIT	
Total Gross - CIT	
Total Gross - PIT	
Total Gross	

Gross - CIT	
Gross - PIT	
CEWS New scheme	
Gross - CIT	
Gross - PIT	
Total Gross - CIT	
Total Gross - PIT	
Total Gross	

Gross - CIT	
Gross - PIT	
CEWS New scheme	
Gross - CIT	
Gross - PIT	
Total Gross - CIT	
Total Gross - PIT	
Total Gross	

s.69(1)(g) re: (e)

(b) (5) DPP, (b) (5) ACP, (b) (5) ADP

	\$ million						
	CEWS 4week	Period 5	Period 6	Period 7	Period 8	Period 9	Period 10
Furlounged employee portion							
Gross - CIT							
Gross - PIT							
CEWS New scheme							
Gross - CIT							
Gross - PIT							
Total Gross - CIT							
Total Gross - PIT							
Total Gross							

	\$ million						
	CEWS 4week	Period 5	Period 6	Period 7	Period 8	Period 9	Period 10
Furlounged employee portion							
Gross - CIT							
Gross - PIT							
CEWS New scheme							
Gross - CIT							
Gross - PIT							
Total Gross - CIT							
Total Gross - PIT							
Total Gross							

	\$ million						
	CEWS 4week	Period 5	Period 6	Period 7	Period 8	Period 9	Period 10
Furlounged employee portion							
Gross - CIT							
Gross - PIT							
CEWS New scheme							
Gross - CIT							
Gross - PIT							
Total Gross - CIT							
Total Gross - PIT							
Total Gross							

	\$ million						
	CEWS 4week	Period 5	Period 6	Period 7	Period 8	Period 9	Period 10
Furlounged employee portion							
Gross - CIT							
Gross - PIT							

s.69(1)(g) re: (d)
 s.69(1)(g) re: (e)

CEWS New scheme

Gross - CIT

Gross - PIT

Total Gross - CIT

Total Gross - PIT

Total Gross

\$ million

CEWS 4week Period 5 Period 6 Period 7 Period 8 Period 9 Period 10

Furloughed employee portion

Gross - CIT

Gross - PIT

CEWS New scheme

Gross - CIT

Gross - PIT

Total Gross - CIT

Total Gross - PIT

Total Gross

--

--

\$ million

CEWS 4week Period 5 Period 6 Period 7 Period 8 Period 9 Period 10

Furloughed employee portion

Gross - CIT

Gross - PIT

CEWS New scheme

Gross - CIT

Gross - PIT

Total Gross - CIT

Total Gross - PIT

Total Gross

--	--

--

\$ million

CEWS 4week Period 5 Period 6 Period 7 Period 8 Period 9 Period 10

Furloughed employee portion

Gross - CIT

Gross - PIT

CEWS New scheme

Gross - CIT

Gross - PIT

Total Gross - CIT

Total Gross - PIT

Total Gross

--

--

s.69(1)(g) re: (d)
s.69(1)(g) re: (e)

	Jan-2020	Feb-2020	Mar-2020	Apr-2020	May-2020	Jun-2020	Jul-2020	Aug-2020	Sep-2020	Oct-2020	Nov-2020	Dec-2020
--	----------	----------	----------	----------	----------	----------	----------	----------	----------	----------	----------	----------

4-week Period												
	\$ million											
		CEWS 4week	Period 5	Period 6	Period 7	Period 8	Period 9	Period 10				

Total Gross - CIT
Total Gross - PIT
Total Gross

4-week Period												
	\$ million											
		CEWS 4week	Period 5	Period 6	Period 7	Period 8	Period 9	Period 10				

Total Gross - CIT
Total Gross - PIT
Total Gross

	CEWS 4week	Period 5	Period 6	Period 7	Period 8	Period 9
--	------------	----------	----------	----------	----------	----------

Total Gross - CIT
Total Gross - PIT
Total Gross

	\$ million						
	CEWS 4week	Period 5	Period 6	Period 7			

Furlounged employee portion
Gross - CIT
Gross - PIT
CEWS New scheme
Gross - CIT
Gross - PIT
Total Gross - CIT
Total Gross - PIT
Total Gross

	\$ million						
	CEWS 4week	Period 5	Period 6	Period 7			

Furlounged employee portion
Gross - CIT
Gross - PIT
CEWS New scheme

s.18(d)
s.21(1)(b)
s.69(1)(g) re: (d)
s.69(1)(g) re: (e)

Total Gross**Total Gross**

Total GrossTotal Gross - PIT

s.69(1)(g) re: (e)

Total Gross

|--|--|--|--|--|--|--|--|--|--|--|--|--|--|--|--|--|--|--|--|--|--|--|--|--|--|--|--|--|--|--|--|--|--|--|--|--|--|--|--|--|--|--|--|--|--|--|--|--|--|--|--|--|--|--|--|--|--|--|--|--|--|--|--|--|--|--|--|--|--|--|--|--|--|--|--|--|--|--|--|--|--|--|--|--|--|--|--|--|--|--|--|--|--|--|--|--|--|--|--|--|--|--|--|--|--|--|--|--|--|--|--|--|--|--|--|--|--|--|--|--|--|--|--|--|--|--|--|--|--|--|--|--|--|--|--|--|--|--|--|--|--|--|--|--|--|--|--|--|--|--|--|--|--|--|--|--|--|--|--|--|--|--|--|--|--|--|--|--|--|--|--|--|--|--|--|--|--|--|--|--|--|--|--|--|--|--|--|--|--|--|--|--|--|--|--|--|--|--|--|--|--|--|--|--|--|--|--|--|--|--|--|--|--|--|--|--|--|--|--|--|--|--|--|--|--|--|--|--|--|--|--|--|--|--|--|--|--|--|--|--|--|--|--|--|--|--|--|--|--|--|--|--|--|--|--|--|--|--|--|--|--|--|--|--|--|--|--|--|--|--|--|--|--|--|--|--|--|--|--|--|--|--|--|--|--|--|--|--|--|--|--|--|--|--|--|--|--|--|--|--|--|--|--|--|--|--|--|--|--|--|--|--|--|--|--|--|--|--|--|--|--|--|--|--|--|--|--|--|--|--|--|--|--|--|--|--|--|--|--|--|--|--|--|--|--|--|--|--|--|--|--|--|--|--|--|--|--|--|--|--|--|--|--|--|--|--|--|--|--|--|--|--|--|--|--|--|--|--|--|--|--|--|--|--|--|--|--|--|--|--|--|--|--|--|--|--|--|--|--|--|--|--|--|--|--|--|--|--|--|--|--|--|--|--|--|--|--|--|--|--|--|--|--|--|--|--|--|--|--|--|--|--|--|--|--|--|--|--|--|--|--|--|--|--|--|--|--|--|--|--|--|--|--|--|--|--|--|--|--|--|--|--|--|--|--|--|--|--|--|--|--|--|--|--|--|--|--|--|--|--|--|--|--|--|--|--|--|--|--|--|--|--|--|--|--|--|--|--|--|--|--|--|--|--|--|--|--|--|--|--|--|--|--|--|--|--|--|--|--|--|--|--|--|--|--|--|--|--|--|--|--|--|--|--|--|--|--|--|--|--|--|--|--|--|--|--|--|--|--|--|--|--|--|--|--|--|--|--|--|--|--|--|--|--|--|--|--|--|--|--|--|--|--|--|--|--|--|--|--|--|--|--|--|--|--|--|--|--|--|--|--|--|--|--|--|--|--|--|--|--|--|--|--|--|--|--|--|--|--|--|--|--|--|--|--|--|--|--|--|--|--|--|--|--|--|--|--|--|--|--|--|--|--|--|--|--|--|--|--|--|--|--|--|--|--|--|--|--|--|--|--|--|--|--|--|--|--|--|--|--|--|--|--|--|--|--|--|--|--|--|--|--|--|--|--|--|--|--|--|--|--|--|--|--|--|--|--|--|--|--|--|--|--|--|--|--|--|--|--|--|--|--|--|--|--|--|--|--|--|--|--|--|--|--|--|--|--|--|--|--|--|--|--|--|--|--|--|--|--|--|--|--|--|--|--|--|--|--|--|--|--|--|--|--|--|--|--|--|--|--|--|--|--|--|--|--|--|--|--|--|--|--|--|--|--|--|--|--|--|--|--|--|--|--|--|--|--|--|--|--|--|--|--|--|--|--|--|--|--|--|--|--|--|--|--|--|--|--|--|--|--|--|--|--|--|--|--|--|--|--|--|--|--|--|--|--|--|--|--|--|--|--|--|--|--|--|--|--|--|--|--|--|--|--|--|--|--|--|--|--|--|--|--|--|--|--|--|--|--|--|--|--|--|--|--|--|--|--|--|--|--|--|--|--|--|--|--|--|--|--|--|--|--|--|--|--|--|--|--|--|--|--|--|--|--|--|--|--|--|--|--|--|--|--|--|--|--|--|--|--|--|--|--|--|--|--|--|--|--|--|--|--|--|--|--|--|--|--|--|--|--|--|--|--|--|--|--|--|--|--|--|--|--|--|--|--|--|--|--|--|--|--|--|--|--|--|--|--|--|--|--|--|--|--|--|--|--|--|--|--|--|--|--|--|--|--|--|--|--|--|--|--|--|--|--|--|--|--|--|--|--|--|--|--|--|--|--|--|--|--|--|--|--|--|--|--|--|--|--|--|--|--|--|--|--|--|--|--|--|--|--|--|--|--|--|--|--|--|--|--|--|--|--|--|--|--|--|--|--|--|--|--|--|--|--|--|--|--|--|--|--|--|--|--|--|--|--|--|--|--|--|--|--|--|--|--|--|--|--|--|--|--|--|--|--|--|--|--|--|--|--|--|--|--|--|--|--|--|--|--|--|--|--|--|--|--|--|--|--|--|--|--|--|--|--|--|--|--|--|--|--|--|--|--|--|--|--|--|--|--|--|--|--|--|--|--|--|--|--|--|--|--|--|--|--|--|--|--|--|--|--|--|--|--|--|--|--|--|--|--|--|--|--|--|--|--|--|--|--|--|--|--|--|--|--|--|--|--|--|--|--|--|--|--|--|--|--|--|--|--|--|--|--|--|--|--|--|--|--|--|--|--|--|--|--|--|--|--|--|--|--|--|--|--|--|--|--|--|--|--|--|--|--|--|--|--|--|--|--|--|--|--|--|--|--|--|--|--|--|--|--|--|--|--|--|--|--|--|--|--|--|--|--|--|--|--|--|--|--|--|--|--|--|--|--|--|--|--|--|--|--|--|--|--|--|--|--|--|--|--|--|--|--|--|--|--|--|--|--|--|--|--|--|--|--|--|--|--|--|--|--|--|--|--|--|--|--|--|--|--|--|--|--|--|--|--|--|--|--|--|--|--|--|--|--|--|--|--|--|--|--|--|--|--|--|--|--|--|--|--|--|--|--|--|--|--|--|--|--|--|--|--|--|--|--|--|--|--|--|--|--|--|--|--|--|--|--|--|--|--|--|--|--|--|--|--|--|--|--|--|--|--|--|--|--|--|--|--|--|--|--|--|--|--|--|--|--|--|--|--|--|--|--|--|--|--|--|--|--|--|--|--|--|--|--|--|--|--|--|--|--|--|--|--|--|--|--|--|--|--|--|--|--|--|--|--|--|--|--|--|--|--|--|--|--|--|--|--|--|--|--|--|--|--|--|--|--|

|--|--|--|--|--|--|--|--|--|--|--|--|--|--|--|--|--|--|--|--|--|--|--|--|--|--|--|--|--|--|--|--|--|--|--|--|--|--|--|--|--|--|--|--|--|--|--|--|--|--|--|--|--|--|--|--|--|--|--|--|--|--|--|--|--|--|--|--|--|--|--|--|--|--|--|--|--|--|--|--|--|--|--|--|--|--|--|--|--|--|--|--|--|--|--|--|--|--|--|--|--|--|--|--|--|--|--|--|--|--|--|--|--|--|--|--|--|--|--|--|--|--|--|--|--|--|--|--|--|--|--|--|--|--|--|--|--|--|--|--|--|--|--|--|--|--|--|--|--|--|--|--|--|--|--|--|--|--|--|--|--|--|--|--|--|--|--|--|--|--|--|--|--|--|--|--|--|--|--|--|--|--|--|--|--|--|--|--|--|--|--|--|--|--|--|--|--|--|--|--|--|--|--|--|--|--|--|--|--|--|--|--|--|--|--|--|--|--|--|--|--|--|--|--|--|--|--|--|--|--|--|--|--|--|--|--|--|--|--|--|--|--|--|--|--|--|--|--|--|--|--|--|--|--|--|--|--|--|--|--|--|--|--|--|--|--|--|--|--|--|--|--|--|--|--|--|--|--|--|--|--|--|--|--|--|--|--|--|--|--|--|--|--|--|--|--|--|--|--|--|--|--|--|--|--|--|--|--|--|--|--|--|--|--|--|--|--|--|--|--|--|--|--|--|--|--|--|--|--|--|--|--|--|--|--|--|--|--|--|--|--|--|--|--|--|--|--|--|--|--|--|--|--|--|--|--|--|--|--|--|--|--|--|--|--|--|--|--|--|--|--|--|--|--|--|--|--|--|--|--|--|--|--|--|--|--|--|--|--|--|--|--|--|--|--|--|--|--|--|--|--|--|--|--|--|--|--|--|--|--|--|--|--|--|--|--|--|--|--|--|--|--|--|--|--|--|--|--|--|--|--|--|--|--|--|--|--|--|--|--|--|--|--|--|--|--|--|--|--|--|--|--|--|--|--|--|--|--|--|--|--|--|--|--|--|--|--|--|--|--|--|--|--|--|--|--|--|--|--|--|--|--|--|--|--|--|--|--|--|--|--|--|--|--|--|--|--|--|--|--|--|--|--|--|--|--|--|--|--|--|--|--|--|--|--|--|--|--|--|--|--|--|--|--|--|--|--|--|--|--|--|--|--|--|--|--|--|--|--|--|--|--|--|--|--|--|--|--|--|--|--|--|--|--|--|--|--|--|--|--|--|--|--|--|--|--|--|--|--|--|--|--|--|--|--|--|--|--|--|--|--|--|--|--|--|--|--|--|--|--|--|--|--|--|--|--|--|--|--|--|--|--|--|--|--|--|--|--|--|--|--|--|--|--|--|--|--|--|--|--|--|--|--|--|--|--|--|--|--|--|--|--|--|--|--|--|--|--|--|--|--|--|--|--|--|--|--|--|--|--|--|--|--|--|--|--|--|--|--|--|--|--|--|--|--|--|--|--|--|--|--|--|--|--|--|--|--|--|--|--|--|--|--|--|--|--|--|--|--|--|--|--|--|--|--|--|--|--|--|--|--|--|--|--|--|--|--|--|--|--|--|--|--|--|--|--|--|--|--|--|--|--|--|--|--|--|--|--|--|--|--|--|--|--|--|--|--|--|--|--|--|--|--|--|--|--|--|--|--|--|--|--|--|--|--|--|--|--|--|--|--|--|--|--|--|--|--|--|--|--|--|--|--|--|--|--|--|--|--|--|--|--|--|--|--|--|--|--|--|--|--|--|--|--|--|--|--|--|--|--|--|--|--|--|--|--|--|--|--|--|--|--|--|--|--|--|--|--|--|--|--|--|--|--|--|--|--|--|--|--|--|--|--|--|--|--|--|--|--|--|--|--|--|--|--|--|--|--|--|--|--|--|--|--|--|--|--|--|--|--|--|--|--|--|--|--|--|--|--|--|--|--|--|--|--|--|--|--|--|--|--|--|--|--|--|--|--|--|--|--|--|--|--|--|--|--|--|--|--|--|--|--|--|--|--|--|--|--|--|--|--|--|--|--|--|--|--|--|--|--|--|--|--|--|--|--|--|--|--|--|--|--|--|--|--|--|--|--|--|--|--|--|--|--|--|--|--|--|--|--|--|--|--|--|--|--|--|--|--|--|--|--|--|--|--|--|--|--|--|--|--|--|--|--|--|--|--|--|--|--|--|--|--|--|--|--|--|--|--|--|--|--|--|--|--|--|--|--|--|--|--|--|--|--|--|--|--|--|--|--|--|--|--|--|--|--|--|--|--|--|--|--|--|--|--|--|--|--|--|--|--|--|--|--|--|--|--|--|--|--|--|--|--|--|--|--|--|--|--|--|--|--|--|--|--|--|--|--|--|--|--|--|--|--|--|--|--|--|--|--|--|--|--|--|--|--|--|--|--|--|--|--|--|--|--|--|--|--|--|--|--|--|--|--|--|--|--|--|--|--|--|--|--|--|--|--|--|--|--|--|--|--|--|--|--|--|--|--|--|--|--|--|--|--|--|--|--|--|--|--|--|--|--|--|--|--|--|--|--|--|--|--|--|--|--|--|--|--|--|--|--|--|--|--|--|--|--|--|--|--|--|--|--|--|--|--|--|--|--|--|--|--|--|--|--|--|--|--|--|--|--|--|--|--|--|--|--|--|--|--|--|--|--|--|--|--|--|--|--|--|--|--|--|--|--|--|--|--|--|--|--|--|--|--|--|--|--|--|--|--|--|--|--|--|--|--|--|--|--|--|--|--|--|--|--|--|--|--|--|--|--|--|--|--|--|--|--|--|--|--|--|--|--|--|--|--|--|--|--|--|--|--|--|--|--|--|--|--|--|--|--|--|--|--|--|--|--|--|--|--|--|--|--|--|--|--|--|--|--|--|--|--|--|--|--|--|--|--|--|--|--|--|--|--|--|--|--|--|--|--|--|--|--|--|--|--|--|--|--|--|--|--|--|--|--|--|--|--|--|--|--|--|--|--|--|--|--|--|--|--|--|--|--|--|--|--|--|--|--|--|--|--|--|--|--|--|--|--|--|--|--|--|--|--|--|--|--|--|--|--|--|--|--|--|--|--|--|--|--|--|--|--|--|--|--|--|--|--|--|--|--|--|--|--|--|--|--|--|--|--|--|--|--|--|--|--|--|--|--|--|--|--|--|--|--|--|--|--|--|--|--|--|--|--|--|--|--|--|--|--|--|--|--|--|--|--|--|--|

						\$ million
Furloughed employee portion						
Gross - CIT						
Gross - PIT						
CEWS New scheme						
Gross - CIT						
Gross - PIT						
Total Gross - CIT						
Total Gross - PIT						
Total Gross						

[illegible]

s.69(1)(g) re: (d)

s.69(1)(g) re: (e)

	\$ million
--	------------

CEWS 4week	Period 5	Period 6	Period 7
------------	----------	----------	----------

\$ million

CEWS 4week	Period 5	Period 6	Period 7	Period 8	Period 9	Period 10
------------	----------	----------	----------	----------	----------	-----------

\$ million

CEWS 4week	Period 5	Period 6	Period 7	Period 8	Period 9	Period 10
------------	----------	----------	----------	----------	----------	-----------

001974

Total Gross
$$=$$
Total Gross
$$=$$

Period 10

Total Gross
$$=$$

Period 10

CEWS New scheme

s.69(1)(g) re: (e)

Gross - CIT

Gross - PIT

Total Gross - CIT**Total Gross - PIT****Total Gross**

Furloughed employee portion

Gross - CIT

Gross - PIT

CEWS New scheme

Gross - CIT

Gross - PIT

Total Gross - CIT**Total Gross - PIT****Total Gross**

Furloughed employee portion

Gross - CIT

Gross - PIT

CEWS New scheme

Gross - CIT

Gross - PIT

Total Gross - CIT**Total Gross - PIT****Total Gross**

Furloughed employee portion

Gross - CIT

Gross - PIT

CEWS New scheme

Gross - CIT

Gross - PIT

Total Gross - CIT**Total Gross - PIT****Total Gross**

s.69(1)(g) re: (d)

s.69(1)(g) re: (e)

	\$ million	CEWS 4week	Period 5	Period 6	Period 7	Period 8	Period 9	Period 10
Furloughed employee portion								
Gross - CIT								
Gross - PIT								
CEWS New scheme								
Gross - CIT								
Gross - PIT								
Total Gross - CIT								
Total Gross - PIT								
Total Gross								

	CEWS 4week	Period 5	Period 6	Period 7	Period 8	Period 9	Period 10
<i>Furlounged employee portion</i>							
Gross - CIT							
Gross - PIT							
<i>CEWS New scheme</i>							
Gross - CIT							
Gross - PIT							
Total Gross - CIT							
Total Gross - PIT							
Total Gross							

[illegible]

	CEWS 4week	Period 5	Period 6	Period 7	Period 8	Period 9	Period 10
<i>Furloughed employee portion</i>							
Gross - CIT							
Gross - PIT							

s.69(1)(g) re: (d)

s.69(1)(g) re: (e)

Gross - CIT	
Gross - PIT	
Total Gross - CIT	
Total Gross - PIT	
Total Gross	

Total Gross**Total Gross**

s.69(1)(g) re: (e)

(b) (5) DPP, (b) (5) ACP, (b) (5) ADP

(b) (5) ACP

	\$ million							
	CEWS 4week	Period 5	Period 6	Period 7	Period 8	Period 9	Period 10	
Furloughed employee portion								
Gross - CIT								
Gross - PIT								
CEWS New scheme								
Gross - CIT								
Gross - PIT								
Total Gross - CIT								
Total Gross - PIT								
Total Gross								

	\$ million							
	CEWS 4week	Period 5	Period 6	Period 7	Period 8	Period 9	Period 10	
Furloughed employee portion								
Gross - CIT								
Gross - PIT								
CEWS New scheme								
Gross - CIT								
Gross - PIT								
Total Gross - CIT								
Total Gross - PIT								
Total Gross								

	\$ million							
	CEWS 4week	Period 5	Period 6	Period 7	Period 8	Period 9	Period 10	
Furloungea employee portion								
Gross - CIT								
Gross - PIT								
CEWS New scheme								
Gross - CIT								
Gross - PIT								
Total Gross - CIT								
Total Gross - PIT								
Total Gross								

	\$ million							
	CEWS 4week	Period 5	Period 6	Period 7	Period 8	Period 9	Period 10	
Furloughed employee portion								
Gross - CIT								
Gross - PIT								

s.69(1)(g) re: (d)
 s.69(1)(g) re: (e)

CEWS New scheme

Gross - CIT

Gross - PIT

Total Gross - CIT

Total Gross - PIT

Total Gross

\$ million

CEWS 4week Period 5 Period 6 Period 7 Period 8 Period 9 Period 10

Furloughed employee portion

Gross - CIT

Gross - PIT

CEWS New scheme

Gross - CIT

Gross - PIT

Total Gross - CIT

Total Gross - PIT

Total Gross

--	--

--

\$ million

CEWS 4week Period 5 Period 6 Period 7 Period 8 Period 9 Period 10

Furloughed employee portion

Gross - CIT

Gross - PIT

CEWS New scheme

Gross - CIT

Gross - PIT

Total Gross - CIT

Total Gross - PIT

Total Gross

\$ million

CEWS 4week Period 5 Period 6 Period 7 Period 8 Period 9 Period 10

Furloughed employee portion

Gross - CIT

Gross - PIT

CEWS New scheme

Gross - CIT

Gross - PIT

Total Gross - CIT

Total Gross - PIT

Total Gross

		=
--	--	---

--

	CEWS 4week	Period 5	Period 6	Period 7	Period 8	Period 9	Period 10
<i>Furloughed employee portion</i>							
Gross - CIT							
Gross - PIT							
<i>CEWS New scheme</i>							
Gross - CIT							
Gross - PIT							
Total Gross - CIT							
Total Gross - PIT							
Total Gross							

s.69(1)(g) re: (d)
s.69(1)(g) re: (e)

with those with zero employment income removed:
(small difference)
Period

7 8 9 Total

Take-up used

7 8 9 Total

4 5 6 7 8 9 10 Periods 4 to 8

Corrected take-up (NOT USED)

7 8 9 Total

CEWS 4week Period 5 Period 6 Period 7 Period 8 Period 9 Period 10 Periods 4 to 8 Periods 9 to 10

s.18(d)
s.21(1)(b)
s.69(1)(g) re: (d)
s.69(1)(g) re: (e)

Period	7	8	9	Total
--------	---	---	---	-------

s.69(1)(g) re: (d)
s.69(1)(g) re: (e)

[illegible]

--	--

s.69(1)(g) re: (e)

s.69(1)(g) re: (e)

Total Gross - PIT
Total Gross

Furlounged employee portion
Gross - CIT
Gross - PIT
CEWS New scheme
Gross - CIT
Gross - PIT
Total Gross - CIT
Total Gross - PIT
Total Gross

	\$ million			
	CEWS 4week	Period 5	Period 6	Period 7

=

Furlounged employee portion
Gross - CIT
Gross - PIT
CEWS New scheme
Gross - CIT
Gross - PIT
Total Gross - CIT
Total Gross - PIT
Total Gross

	\$ million						
	CEWS 4week	Period 5	Period 6	Period 7	Period 8	Period 9	Period 10

=

Furlounged employee portion
Gross - CIT
Gross - PIT
CEWS New scheme
Gross - CIT
Gross - PIT
Total Gross - CIT
Total Gross - PIT
Total Gross

	\$ million							
	CEWS 4week	Period 5	Period 6	Period 7	Period 8	Period 9	Period 10	

=

Furlounged employee portion
Gross - CIT

	\$ million						
	CEWS 4week	Period 5	Period 6	Period 7	Period 8	Period 9	Period 10

s.69(1)(g) re: (d)
s.69(1)(g) re: (e)

Furloughed employee portion
Gross - CIT
Gross - PIT
CEWS New scheme
Gross - CIT
Gross - PIT
Total Gross - CIT
Total Gross - PIT
Total Gross

Furloughed employee portion

Gross - CIT	
Gross - PIT	
<i>CEWS New scheme</i>	
Gross - CIT	
Gross - PIT	
Total Gross - CIT	
Total Gross - PIT	
Total Gross	

Furloughed employee portion
Gross - CIT
Gross - PIT
CEWS New scheme
Gross - CIT
Gross - PIT
Total Gross - CIT
Total Gross - PIT
Total Gross

s.69(1)(g) re: (d)
s.69(1)(g) re: (e)

	CEWS 4week	Period 5	Period 6	Period 7	Period 8	Period 9	Period 10
<i>Furloughed employee portion</i>							
Gross - CIT							
Gross - PIT							
<i>CEWS New scheme</i>							
Gross - CIT							
Gross - PIT							
Total Gross - CIT							
Total Gross - PIT							
Total Gross							

[illegible]

	CEWS 4week	Period 5	Period 6	Period 7	Period 8	Period 9	Period 10
<i>Furloughed employee portion</i>							
Gross - CIT							
Gross - PIT							
<i>CEWS New scheme</i>							
Gross - CIT							
Gross - PIT							
Total Gross - CIT							
Total Gross - PIT							
Total Gross							

s.69(1)(g) re: (d)

s.69(1)(g) re: (e)

	CEWS 4week	Period 5	Period 6	Period 7	Period 8	Period 9	Period 10
<i>Furloughed employee portion</i>							
Gross - CIT							
Gross - PIT							
<i>CEWS New scheme</i>							
Gross - CIT							
Gross - PIT							
Total Gross - CIT							
Total Gross - PIT							
Total Gross							

	\$ million	CEWS 4week	Period 5	Period 6	Period 7	Period 8	Period 9	Period 10
Furloughed employee portion								
Gross - CIT								
Gross - PIT								
CEWS New scheme								
Gross - CIT								
Gross - PIT								
Total Gross - CIT								
Total Gross - PIT								
Total Gross								

	CEWS 4week	Period 5	Period 6	Period 7	Period 8	Period 9	Period 10
<i>Furloughed employee portion</i>							
Gross - CIT							
Gross - PIT							
<i>CEWS New scheme</i>							
Gross - CIT							
Gross - PIT							
Total Gross - CIT							
Total Gross - PIT							
Total Gross							

	CEWS 4week	Period 5	Period 6	Period 7	Period 8	Period 9	Period 10
<i>runnungea employee portion</i>							
Gross - CIT							
Gross - PIT							
<i>CEWS New scheme</i>							

s.69(1)(g) re: (d)

s.69(1)(g) re: (e)

	\$ million							
	CEWS 4week	Period 5	Period 6	Period 7	Period 8	Period 9	Period 10	
Furlounged employee portion								
Gross - CIT								
Gross - PIT								
CEWS New scheme								
Gross - CIT								
Gross - PIT								
Total Gross - CIT								
Total Gross - PIT								
Total Gross								

	\$ million							
	CEWS 4week	Period 5	Period 6	Period 7	Period 8	Period 9	Period 10	
Furlounged employee portion								
Gross - CIT								
Gross - PIT								
CEWS New scheme								
Gross - CIT								
Gross - PIT								
Total Gross - CIT								
Total Gross - PIT								
Total Gross								

	\$ million							
	CEWS 4week	Period 5	Period 6	Period 7	Period 8	Period 9	Period 10	
Furlounged employee portion								
Gross - CIT								
Gross - PIT								
CEWS New scheme								
Gross - CIT								
Gross - PIT								
Total Gross - CIT								
Total Gross - PIT								
Total Gross								

	\$ million							
	CEWS 4week	Period 5	Period 6	Period 7	Period 8	Period 9	Period 10	
Furlounged employee portion								
Gross - CIT								
Gross - PIT								
CEWS New scheme								
Gross - CIT								
Gross - PIT								
Total Gross - CIT								

s.69(1)(g) re: (d)
s.69(1)(g) re: (e)

	Jan-2020	Feb-2020	Mar-2020	Apr-2020	May-2020	Jun-2020	Jul-2020	Aug-2020	Sep-2020	Oct-2020	Nov-2020	Dec-2020
--	----------	----------	----------	----------	----------	----------	----------	----------	----------	----------	----------	----------

4-week Period	\$ million											
	CEWS 4week	Period 5	Period 6	Period 7	Period 8	Period 9	Period 10					

Total Gross - CIT
Total Gross - PIT
Total Gross

4-week Period	\$ million											
	CEWS 4week	Period 5	Period 6	Period 7	Period 8	Period 9	Period 10					

Total Gross - CIT
Total Gross - PIT
Total Gross

	CEWS 4week	Period 5	Period 6	Period 7	Period 8	Period 9						
--	------------	----------	----------	----------	----------	----------	--	--	--	--	--	--

Total Gross - CIT
Total Gross - PIT
Total Gross

	\$ million											
	CEWS 4week	Period 5	Period 6	Period 7								

Furloughed employee portion
Gross - CIT
Gross - PIT
CEWS New scheme
Gross - CIT
Gross - PIT
Total Gross - CIT
Total Gross - PIT
Total Gross

--	--	--	--	--	--	--	--	--	--	--	--	--

	\$ million											
	CEWS 4week	Period 5	Period 6	Period 7								

Furloughed employee portion
Gross - CIT
Gross - PIT
CEWS New scheme
Gross - CIT
Gross - PIT

--	--	--	--	--	--	--	--	--	--	--	--	--

s.18(d)
s.21(1)(b)
s.69(1)(g) re: (d)
s.69(1)(g) re: (e)

Furloughed employee portion

Gross - PIT

Gross - CIT

Total Gross - CIT**Total Gross**

Furloughed employee portion

Gross - PIT

Gross - CIT

Total Gross

Total Gross

Furloughed employee portion

Gross - PIT

Gross - CIT

Total Gross - CIT**Total Gross**

s.69(1)(g) re: (e)

s.69(1)(g) re: (d)
s.69(1)(g) re: (e)

==

Total Gross - PIT
Total Gross

--

.

-

.

		\$ million			
	CEWS 4week	Period 5	Period 6	Period 7	

Furlounged employee portion

Gross - CIT

Gross - PIT

CEWS New scheme

Gross - CIT

Gross - PIT

Total Gross - CIT

Total Gross - PIT

Total Gross

--

--

		\$ million						
	CEWS 4week	Period 5	Period 6	Period 7	Period 8	Period 9	Period 10	

Furlounged employee portion

Gross - CIT

Gross - PIT

CEWS New scheme

Gross - CIT

Gross - PIT

Total Gross - CIT

Total Gross - PIT

Total Gross

--

.

--

		\$ million						
	CEWS 4week	Period 5	Period 6	Period 7	Period 8	Period 9	Period 10	

Furlounged employee portion

Gross - CIT

Gross - PIT

CEWS New scheme

Gross - CIT

Gross - PIT

Total Gross - CIT

Total Gross - PIT

Total Gross

=

--

--

		\$ million						
	CEWS 4week	Period 5	Period 6	Period 7	Period 8	Period 9	Period 10	

Furlounged employee portion

Gross - CIT

s.69(1)(g) re: (d)

s.69(1)(g) re: (e)

[illegible]

	<i>\$ million</i>		
	Period 1	Period 2	Period 3

	\$ million						
	CEWS 4week	Period 5	Period 6	Period 7	Period 8	Period 9	Period 10



[illegible][illegible]

	CEWS 4week	Period 5	Period 6	Period 7	Period 8	Period 9	Period 10
<i>Furloughed employee portion</i>							
Gross - CIT							
Gross - PIT							
<i>CEWS New scheme</i>							
Gross - CIT							
Gross - PIT							
Total Gross - CIT							
Total Gross - PIT							
Total Gross							

[illegible]

s.69(1)(g) re: (d)

s.69(1)(g) re: (e)

Gross - PIT

Total Gross - PIT

Gross - CIT

Gross - PIT

CEWS New scheme

Gross - CIT

Gross - PIT

Total Gross - CIT

Total Gross - PIT

Total Gross

Gross - CIT

Gross - PIT

CEWS New scheme

Gross - CIT

Gross - PIT

Total Gross - CIT

Total Gross - PIT

Total Gross

Gross - CIT

Gross - PIT

CEWS New scheme

Gross - CIT

Gross - PIT

Total Gross - CIT

Total Gross - PIT

Total Gross

s.69(1)(g) re: (d)

s.69(1)(g) re: (e)

	\$ million							
	CEWS 4week	Period 5	Period 6	Period 7	Period 8	Period 9	Period 10	
Furloughed employee portion								
Gross - CIT								
Gross - PIT								
CEWS New scheme								
Gross - CIT								
Gross - PIT								
Total Gross - CIT								
Total Gross - PIT								
Total Gross								

	\$ million							
	CEWS 4week	Period 5	Period 6	Period 7	Period 8	Period 9	Period 10	
Furloughed employee portion								
Gross - CIT								
Gross - PIT								
CEWS New scheme								
Gross - CIT								
Gross - PIT								
Total Gross - CIT								
Total Gross - PIT								
Total Gross								

	\$ million							
	CEWS 4week	Period 5	Period 6	Period 7	Period 8	Period 9	Period 10	
Furloughed employee portion								
Gross - CIT								
Gross - PIT								
CEWS New scheme								
Gross - CIT								
Gross - PIT								
Total Gross - CIT								
Total Gross - PIT								
Total Gross								

	\$ million							
	CEWS 4week	Period 5	Period 6	Period 7	Period 8	Period 9	Period 10	
Furloughed employee portion								
Gross - CIT								
Gross - PIT								
CEWS New scheme								
Gross - CIT								
Gross - PIT								
Total Gross - CIT								

Total Gross	

	Jan-2020	Feb-2020	Mar-2020	Apr-2020	May-2020	Jun-2020	Jul-2020	Aug-2020	Sep-2020	Oct-2020	Nov-2020	Dec-2020

4-week Period	\$ million											
	CEWS 4week	Period 5	Period 6	Period 7	Period 8	Period 9	Period 10					

Total Gross - CIT

Total Gross - PIT

Total Gross

4-week Period	\$ million											
	CEWS 4week	Period 5	Period 6	Period 7	Period 8	Period 9	Period 10					

Total Gross - CIT

Total Gross - PIT

Total Gross

CEWS 4week	Period 5	Period 6	Period 7	Period 8	Period 9
------------	----------	----------	----------	----------	----------

Total Gross - CIT

Total Gross - PIT

Total Gross

\$ million											
CEWS 4week	Period 5	Period 6	Period 7								

Furloughed employee portion

Gross - CIT

Gross - PIT

CEWS New scheme

Gross - CIT

Gross - PIT

Total Gross - CIT

Total Gross - PIT

Total Gross



\$ million											
CEWS 4week	Period 5	Period 6	Period 7								

Furloughed employee portion

Gross - CIT

Gross - PIT

CEWS New scheme

Gross - CIT

Gross - PIT



s.18(d)

s.21(1)(b)

s.69(1)(g) re: (d)

s.69(1)(g) re: (e)

s.69(1)(g) re: (d)
s.69(1)(g) re: (e)

s.69(1)(g) re: (e)

Total Gross - PIT
Total Gross

Furlounged employee portion
Gross - CIT
Gross - PIT
CEWS New scheme
Gross - CIT
Gross - PIT
Total Gross - CIT
Total Gross - PIT
Total Gross

Furlounged employee portion
Gross - CIT
Gross - PIT
CEWS New scheme
Gross - CIT
Gross - PIT
Total Gross - CIT
Total Gross - PIT
Total Gross

Furlounged employee portion
Gross - CIT
Gross - PIT
CEWS New scheme
Gross - CIT
Gross - PIT
Total Gross - CIT
Total Gross - PIT
Total Gross

Furlounged employee portion
Gross - CIT

s.69(1)(g) re: (d)
s.69(1)(g) re: (e)

			9%	7%	6%	4%
			<i>\$ million</i>			
	CEWS 4week	Period 5	Period 6	Period 7	Period 8	

	<i>\$ million</i>		
	Period 1	Period 2	Period 3

	\$ million						
	CEWS 4week	Period 5	Period 6	Period 7	Period 8	Period 9	Period 10

002011

[illegible]

s.69(1)(g) re: (d)

s.69(1)(g) re: (e)

		CEWS 4week	Period 5	Period 6	Period 7	Period 8	Period 9	Period 10	
Furloughed employee portion									
Gross - CIT									
Gross - PIT									
CEWS New scheme									
Gross - CIT									
Gross - PIT									
Total Gross - CIT									
Total Gross - PIT									
Total Gross									

-									
-									

		CEWS 4week	Period 5	Period 6	Period 7	Period 8	Period 9	Period 10	
Furloughed employee portion									
Gross - CIT									
Gross - PIT									
CEWS New scheme									
Gross - CIT									
Gross - PIT									
Total Gross - CIT									
Total Gross - PIT									
Total Gross									

		CEWS 4week	Period 5	Period 6	Period 7	Period 8	Period 9	Period 10	
Furloughed employee portion									
Gross - CIT									
Gross - PIT									
CEWS New scheme									
Gross - CIT									
Gross - PIT									
Total Gross - CIT									
Total Gross - PIT									
Total Gross									

		CEWS 4week	Period 5	Period 6	Period 7	Period 8	Period 9	Period 10	
Furloughed employee portion									
Gross - CIT									
Gross - PIT									
CEWS New scheme									
Gross - CIT									
Gross - PIT									
Total Gross - CIT									
Total Gross - PIT									
Total Gross									

s.69(1)(g) re: (d)
s.69(1)(g) re: (e)

[illegible]

Furloughed employee portion

Gross - CIT

Gross - PIT

CEWS New scheme

Gross - CIT

Gross - PIT

Total Gross - CIT

Total Gross - PIT

Total Gross[illegible]

Furloughed employee portion

Gross - CIT

Gross - PIT

CEWS New scheme

Gross - CIT

Gross - PIT

Total Gross - CIT

Total Gross - PIT

Total Gross[illegible]

Furloughed employee portion

Gross - CIT

Gross - PIT

CEWS New scheme

Gross - CIT

Gross - PIT

Total Gross - CIT

Total Gross - PIT

Total Gross

	CEWS 4week	Period 5	Period 6	Period 7	Period 8	Period 9	Period 10

Furloughed employee portion

Gross - CIT

Gross - PIT

CEWS New scheme

s.69(1)(g) re: (d)

s.69(1)(g) re: (e)

Total Gross

Total Gross

Total Gross

CEWS 4week	Period 5	Period 6	Period 7	Period 8	Period 9	Period 10
------------	----------	----------	----------	----------	----------	-----------

	\$ million							
	CEWS 4week	Period 5	Period 6	Period 7	Period 8	Period 9	Period 10	
Furlounged employee portion								
Gross - CIT								
Gross - PIT								
CEWS New scheme								
Gross - CIT								
Gross - PIT								
Total Gross - CIT								
Total Gross - PIT								
Total Gross								

	\$ million							
	CEWS 4week	Period 5	Period 6	Period 7	Period 8	Period 9	Period 10	
Furlounged employee portion								
Gross - CIT								
Gross - PIT								
CEWS New scheme								
Gross - CIT								
Gross - PIT								
Total Gross - CIT								
Total Gross - PIT								
Total Gross								

	\$ million							
	CEWS 4week	Period 5	Period 6	Period 7	Period 8	Period 9	Period 10	
Furlounged employee portion								
Gross - CIT								
Gross - PIT								
CEWS New scheme								
Gross - CIT								
Gross - PIT								
Total Gross - CIT								
Total Gross - PIT								
Total Gross								

	\$ million							
	CEWS 4week	Period 5	Period 6	Period 7	Period 8	Period 9	Period 10	
Furlounged employee portion								
Gross - CIT								
Gross - PIT								
CEWS New scheme								
Gross - CIT								
Gross - PIT								
Total Gross - CIT								

s.69(1)(g) re: (d)
s.69(1)(g) re: (e)

CEWS 4week	Period 5	Period 6	Period 7	Period 8	Period 9	Period 10
------------	----------	----------	----------	----------	----------	-----------

CEWS 4week	Period 5	Period 6	Period 7	Period 8	Period 9	Period 10
------------	----------	----------	----------	----------	----------	-----------

CEWS 4week	Period 5	Period 6	Period 7	Period 8	Period 9	Period 10
------------	----------	----------	----------	----------	----------	-----------

s.69(1)(g) re: (e)

Effective CIT/PIT tax rate	10%	
Effective CIT tax rate (all corporations)	10%	
Effective CIT reduced tax rate	6%	Taxable PIT
Effective PIT tax rate	22%	64%
Effective partnerships tax rate	14%	

	2016A	2017A	2018A	2019A	2020A	
SEPHAWE	956	976	1,001	1,024	1,052	
Growth from X year to 2020	110.0%	107.9%	105.1%			

	Share of cost	\$ million					
		2017	2018	Total	Total adjusted for share	Partnerhsips only	Total Without Tax exempt and partnerhsips
Tier 1 - CIT							Tier 1 - CIT
Tier 1 - PIT							Tier 1 - PIT
Tier 2 - CIT							Tier 2 - CIT
Tier 2 - PIT							Tier 2 - PIT
Total Gross - CIT							Total Gross - CIT
Total Gross - PIT							Total Gross - PIT
Income Inclusion - CIT							Income Inclusion - CIT
Income Inclusion - PIT							Income Inclusion - PIT
Total Net - CIT							Total Net - CIT
Total Net - PIT							Total Net - PIT
Total Net							Total Net
Total Net - CIT - Rounded							Total Net - CIT - Rounded
Total Net - PIT - Rounded							Total Net - PIT - Rounded
Total Net - Rounded							Total Net - Rounded

	Share of cost	\$ million					
		2017	2018	Total	Total adjusted for share	Partnerhsips only	Total Without Tax exempt and partnerhsips
Tier 1 - CIT							
Tier 1 - PIT							
Tier 2 - CIT							
Tier 2 - PIT							
Total Gross - CIT							
Total Gross - PIT							
Income Inclusion - CIT							
Income Inclusion - PIT							
Total Net - CIT							
Total Net - PIT							
Total Net							
Total Net - CIT - Rounded							
Total Net - PIT - Rounded							

s.69(1)(g) re: (d)
s.69(1)(g) re: (e)

Total Net - Rounded

		Share of cost	\$ million							Share of cost			
			2017	2018	Total	Total adjusted for share	Partnerhsips only	Total Without Tax exempt and partnerhsips			2017	2018	Total
Tier 1 - CIT								Tier 1 - CIT					
Tier 1 - PIT								Tier 1 - PIT					
Tier 2 - CIT								Tier 2 - CIT					
Tier 2 - PIT								Tier 2 - PIT					
Total Gross - CIT								Total Gross - CIT					
Total Gross - PIT								Total Gross - PIT					
Income Inclusion - CIT								Income Inclusion - CIT					
Income Inclusion - PIT								Income Inclusion - PIT					
Total Net - CIT								Total Net - CIT					
Total Net - PIT								Total Net - PIT					
Total Net								Total Net					
Total Net - CIT - Rounded								Total Net - CIT - Rounded					
Total Net - PIT - Rounded								Total Net - PIT - Rounded					
Total Net - Rounded								Total Net - Rounded					

		Share of cost	\$ million							Share of cost			
			2017	2018	Total	Total adjusted for share	Partnerhsips only	Total Without Tax exempt and partnerhsips			2017	2018	Total
Tier 1 - CIT								Tier 1 - CIT					
Tier 1 - PIT								Tier 1 - PIT					
Tier 2 - CIT								Tier 2 - CIT					
Tier 2 - PIT								Tier 2 - PIT					
Total Gross - CIT								Total Gross - CIT					
Total Gross - PIT								Total Gross - PIT					
Income Inclusion - CIT								Income Inclusion - CIT					
Income Inclusion - PIT								Income Inclusion - PIT					
Total Net - CIT								Total Net - CIT					
Total Net - PIT								Total Net - PIT					
Total Net								Total Net					
Total Net - CIT - Rounded								Total Net - CIT - Rounded					
Total Net - PIT - Rounded								Total Net - PIT - Rounded					
Total Net - Rounded								Total Net - Rounded					

		Share of cost	\$ million							Share of cost			
			2017	2018	Total	Total adjusted for share	Partnerhsips only	Total Without Tax exempt and partnerhsips			2017	2018	Total
Tier 1 - CIT								Tier 1 - CIT					
Tier 1 - PIT								Tier 1 - PIT					

Tier 2 - CIT
Tier 2 - PIT

Total Gross - CIT
Total Gross - PIT

Income Inclusion - CIT
Income Inclusion - PIT

Total Net - CIT
Total Net - PIT
Total Net

Total Net - CIT - Rounded
Total Net - PIT - Rounded
Total Net - Rounded

Tier 2 - CIT
Tier 2 - PIT

Total Gross - CIT
Total Gross - PIT

Income Inclusion - CIT
Income Inclusion - PIT

Total Net - CIT
Total Net - PIT
Total Net

Total Net - CIT - Rounded
Total Net - PIT - Rounded
Total Net - Rounded

	Share of cost	\$ million					Total Without Tax exempt and partnerships		Share of cost						
		2017	2018	Total	Total adjusted for share	Partnerhsips only				2017	2018	Total			
Tier 1 - CIT							Tier 1 - CIT								
Tier 1 - PIT							Tier 1 - PIT								
Tier 2 - CIT							Tier 2 - CIT								
Tier 2 - PIT							Tier 2 - PIT								
Total Gross - CIT							Total Gross - CIT								
Total Gross - PIT							Total Gross - PIT								
Income Inclusion - CIT							Income Inclusion - CIT								
Income Inclusion - PIT							Income Inclusion - PIT								
Total Net - CIT							Total Net - CIT								
Total Net - PIT							Total Net - PIT								
Total Net							Total Net								
Total Net - CIT - Rounded							Total Net - CIT - Rounded								
Total Net - PIT - Rounded							Total Net - PIT - Rounded								
Total Net - Rounded							Total Net - Rounded								

	Share of cost	\$ million						Total Without Tax exempt and partnerships		Share of cost					
		2017	2018	Total	Total adjusted for share	Partnerships only							2017	2018	Total
Tier 1 - CIT								Tier 1 - CIT							
Tier 1 - PIT								Tier 1 - PIT							
Tier 2 - CIT								Tier 2 - CIT							
Tier 2 - PIT								Tier 2 - PIT							
Total Gross - CIT								Total Gross - CIT							
Total Gross - PIT								Total Gross - PIT							

Income Inclusion - CIT							Income Inclusion - CIT						
Income Inclusion - PIT							Income Inclusion - PIT						
Total Net - CIT							Total Net - CIT						
Total Net - PIT							Total Net - PIT						
Total Net							Total Net						
Total Net - CIT - Rounded							Total Net - CIT - Rounded						
Total Net - PIT - Rounded							Total Net - PIT - Rounded						
Total Net - Rounded							Total Net - Rounded						
		Share of cost	\$ million							Share of cost			
			2017	2018	Total	Total adjusted for share	Partnerhsips only	Total Without Tax exempt and partnerhsips			2017	2018	Total
Tier 1 - CIT									Tier 1 - CIT				
Tier 1 - PIT									Tier 1 - PIT				
Tier 2 - CIT									Tier 2 - CIT				
Tier 2 - PIT									Tier 2 - PIT				
Total Gross - CIT									Total Gross - CIT				
Total Gross - PIT									Total Gross - PIT				
Income Inclusion - CIT									Income Inclusion - CIT				
Income Inclusion - PIT									Income Inclusion - PIT				
Total Net - CIT									Total Net - CIT				
Total Net - PIT									Total Net - PIT				
Total Net									Total Net				
Total Net - CIT - Rounded									Total Net - CIT - Rounded				
Total Net - PIT - Rounded									Total Net - PIT - Rounded				
Total Net - Rounded									Total Net - Rounded				
		Share of cost	\$ million							Share of cost			
			2017	2018	Total	Total adjusted for share	Partnerhsips only	Total Without Tax exempt and partnerhsips			2017	2018	Total
Tier 1 - CIT									Tier 1 - CIT				
Tier 1 - PIT									Tier 1 - PIT				
Tier 2 - CIT									Tier 2 - CIT				
Tier 2 - PIT									Tier 2 - PIT				
Total Gross - CIT									Total Gross - CIT				
Total Gross - PIT									Total Gross - PIT				
Income Inclusion - CIT									Income Inclusion - CIT				
Income Inclusion - PIT									Income Inclusion - PIT				
Total Net - CIT									Total Net - CIT				
Total Net - PIT									Total Net - PIT				
Total Net									Total Net				

Total Net - CIT - Rounded							Total Net - CIT - Rounded								
Total Net - PIT - Rounded							Total Net - PIT - Rounded								
Total Net - Rounded							Total Net - Rounded								
		Share of cost	\$ million							Share of cost					
							Total Without Tax exempt and partnerhsips								
			2017	2018	Total	Total adjusted for share	Partnerhsips only				2017	2018	Total		
Tier 1 - CIT								Tier 1 - CIT							
Tier 1 - PIT								Tier 1 - PIT							
Tier 2 - CIT								Tier 2 - CIT							
Tier 2 - PIT								Tier 2 - PIT							
Total Gross - CIT								Total Gross - CIT							
Total Gross - PIT								Total Gross - PIT							
Income Inclusion - CIT								Income Inclusion - CIT							
Income Inclusion - PIT								Income Inclusion - PIT							
Total Net - CIT								Total Net - CIT							
Total Net - PIT								Total Net - PIT							
Total Net								Total Net							
Total Net - CIT - Rounded							Total Net - CIT - Rounded								
Total Net - PIT - Rounded							Total Net - PIT - Rounded								
Total Net - Rounded							Total Net - Rounded								
		Share of cost	\$ million							Share of cost					
							Total Without Tax exempt and partnerhsips								
			2017	2018	Total	Total adjusted for share	Partnerhsips only				2017	2018	Total		
Tier 1 - CIT								Tier 1 - CIT							
Tier 1 - PIT								Tier 1 - PIT							
Tier 2 - CIT								Tier 2 - CIT							
Tier 2 - PIT								Tier 2 - PIT							
Total Gross - CIT								Total Gross - CIT							
Total Gross - PIT								Total Gross - PIT							
Income Inclusion - CIT								Income Inclusion - CIT							
Income Inclusion - PIT								Income Inclusion - PIT							
Total Net - CIT								Total Net - CIT							
Total Net - PIT								Total Net - PIT							
Total Net								Total Net							
Total Net - CIT - Rounded							Total Net - CIT - Rounded								
Total Net - PIT - Rounded							Total Net - PIT - Rounded								
Total Net - Rounded							Total Net - Rounded								
		Share of cost	\$ million							Share of cost					

		Total Without Tax exempt and partnerhsips								
		2017	2018	Total	Total adjusted for share	Partnerhsips only		2017	2018	Total
Tier 1 - CIT							Tier 1 - CIT			
Tier 1 - PIT							Tier 1 - PIT			
Tier 2 - CIT							Tier 2 - CIT			
Tier 2 - PIT							Tier 2 - PIT			
Total Gross - CIT							Total Gross - CIT			
Total Gross - PIT							Total Gross - PIT			
Income Inclusion - CIT							Income Inclusion - CIT			
Income Inclusion - PIT							Income Inclusion - PIT			
Total Net - CIT							Total Net - CIT			
Total Net - PIT							Total Net - PIT			
Total Net							Total Net			
Total Net - CIT - Rounded							Total Net - CIT - Rounded			
Total Net - PIT - Rounded							Total Net - PIT - Rounded			
Total Net - Rounded							Total Net - Rounded			

		Total Without Tax exempt and partnerhsips								
		2017	2018	Total	Total adjusted for share	Partnerhsips only		2017	2018	Total
Tier 1 - CIT							Tier 1 - CIT			
Tier 1 - PIT							Tier 1 - PIT			
Tier 2 - CIT							Tier 2 - CIT			
Tier 2 - PIT							Tier 2 - PIT			
Total Gross - CIT							Total Gross - CIT			
Total Gross - PIT							Total Gross - PIT			
Income Inclusion - CIT							Income Inclusion - CIT			
Income Inclusion - PIT							Income Inclusion - PIT			
Total Net - CIT							Total Net - CIT			
Total Net - PIT							Total Net - PIT			
Total Net							Total Net			
Total Net - CIT - Rounded							Total Net - CIT - Rounded			
Total Net - PIT - Rounded							Total Net - PIT - Rounded			
Total Net - Rounded							Total Net - Rounded			

		Total Without Tax exempt and partnerhsips								
		2017	2018	Total	Total adjusted for share	Partnerhsips only		2017	2018	Total
Tier 1 - CIT							Tier 1 - CIT			
Tier 1 - PIT							Tier 1 - PIT			
Tier 2 - CIT							Tier 2 - CIT			

Total Net - CIT
Total Net - PIT
Total Net

Total Net - CIT
Total Net - PIT
Total Net

Total Net - CIT - Rounded
Total Net - PIT - Rounded
Total Net - Rounded

Total Net - CIT - Rounded
Total Net - PIT - Rounded
Total Net - Rounded

	Share of cost	\$ million						Total Without Tax exempt and partnerhsips		Share of cost						
		2017	2018	Total	Total adjusted for share	Partnerhsips only					2017	2018	Total			
Tier 1 - CIT								Tier 1 - CIT								
Tier 1 - PIT								Tier 1 - PIT								
Tier 2 - CIT								Tier 2 - CIT								
Tier 2 - PIT								Tier 2 - PIT								
Total Gross - CIT								Total Gross - CIT								
Total Gross - PIT								Total Gross - PIT								
Income Inclusion - CIT								Income Inclusion - CIT								
Income Inclusion - PIT								Income Inclusion - PIT								
Total Net - CIT								Total Net - CIT								
Total Net - PIT								Total Net - PIT								
Total Net								Total Net								
Total Net - CIT - Rounded								Total Net - CIT - Rounded								
Total Net - PIT - Rounded								Total Net - PIT - Rounded								
Total Net - Rounded								Total Net - Rounded								

	Share of cost	\$ million					Total Without Tax exempt and partnerhsips
		2017	2018	Total	Total adjusted for share	Partnerhsips only	
Tier 1 - CIT							
Tier 1 - PIT							
Tier 2 - CIT							
Tier 2 - PIT							
Total Gross - CIT							
Total Gross - PIT							
Income Inclusion - CIT							
Income Inclusion - PIT							
Total Net - CIT							
Total Net - PIT							
Total Net							
Total Net - CIT - Rounded							
Total Net - PIT - Rounded							
Total Net - Rounded							

s.69(1)(g) re: (d)
s.69(1)(g) re: (e)

[illegible]

Total Gross - CIT
Total Gross - PIT

Income Inclusion - CIT
Income Inclusion - PIT

Total Net - CIT
Total Net - PIT
Total Net

Total Net - CIT - Rounded
Total Net - PIT - Rounded
Total Net - Rounded

	Share of cost	\$ million					Total Without Tax exempt and partnerhsips
		2017	2018	Total	Total adjusted for share	Partnerhsips only	

Total Gross - CIT
Total Gross - PIT

Income Inclusion - CIT
Income Inclusion - PIT

Total Net - CIT
Total Net - PIT
Total Net

Total Net - CIT - Rounded
Total Net - PIT - Rounded
Total Net - Rounded

	Share of cost	\$ million					Total Without Tax exempt and partnerhsips		Share of cost			
		2017	2018	Total	Total adjusted for share	Partnerhsips only				2017	2018	Total
Tier 1 - CIT								Tier 1 - CIT				
Tier 1 - PIT								Tier 1 - PIT				
Tier 2 - CIT								Tier 2 - CIT				

s.69(1)(g) re: (d)
s.69(1)(g) re: (e)

Tier 2 - PIT	
Total Gross - CIT	
Total Gross - PIT	
Income Inclusion - CIT	
Income Inclusion - PIT	
Total Net - CIT	
Total Net - PIT	
Total Net	
Total Net - CIT - Rounded	
Total Net - PIT - Rounded	
Total Net - Rounded	

Tier 2 - PIT	
Total Gross - CIT	
Total Gross - PIT	
Income Inclusion - CIT	
Income Inclusion - PIT	
Total Net - CIT	
Total Net - PIT	
Total Net	
Total Net - CIT - Rounded	
Total Net - PIT - Rounded	
Total Net - Rounded	

	Share of cost	\$ million					Total Without Tax exempt and partnerships		Share of cost		
		2017	2018	Total	Total adjusted for share	Partnerships only			2017	2018	Total

Total Gross - CIT	
Total Gross - PIT	
Income Inclusion - CIT	
Income Inclusion - PIT	
Total Net - CIT	
Total Net - PIT	
Total Net	
Total Net - CIT - Rounded	
Total Net - PIT - Rounded	
Total Net - Rounded	

Total Gross - CIT	
Total Gross - PIT	
Income Inclusion - CIT	
Income Inclusion - PIT	
Total Net - CIT	
Total Net - PIT	
Total Net	
Total Net - CIT - Rounded	
Total Net - PIT - Rounded	
Total Net - Rounded	

	Share of cost	\$ million					Total Without Tax exempt and partnerships		Share of cost			
		2017	2018	Total	Total adjusted for share	Partnershsips only				2017	2018	Total
Tier 1 - CIT							Tier 1 - CIT					
Tier 1 - PIT							Tier 1 - PIT					
Tier 2 - CIT							Tier 2 - CIT					
Tier 2 - PIT							Tier 2 - PIT					
Total Gross - CIT							Total Gross - CIT					
Total Gross - PIT							Total Gross - PIT					

Tier 1 - CIT	
Tier 1 - PIT	
Tier 2 - CIT	
Tier 2 - PIT	
Total Gross - CIT	
Total Gross - PIT	

Income Inclusion - CIT	
------------------------	--

Income Inclusion - CIT	
------------------------	--

s.69(1)(g) re: (d)

s.69(1)(g) re: (e)

\$ million		Share of cost		\$ million						
Total adjusted for s/ Partnerhsips only		Total Without Tax exempt and partnerhsips		2017	2018	Total	Total adjusted for share	Partnerhsips only	Total Without Tax exempt and partnerhsips	
		Tier 1 - CIT								
		Tier 1 - PIT								
		Tier 2 - CIT								
		Tier 2 - PIT								
		Total Gross - CIT								
		Total Gross - PIT								
		Income Inclusion - CIT								
		Income Inclusion - PIT								
		Total Net - CIT								
		Total Net - PIT								
		Total Net								
		Total Net - CIT - Rounded								
		Total Net - PIT - Rounded								
		Total Net - Rounded								

\$ million		Share of cost		\$ million						
Total adjusted for s/ Partnerhsips only		Total Without Tax exempt and partnerhsips		2017	2018	Total	Total adjusted for share	Partnerhsips only	Total Without Tax exempt and partnerhsips	
		Tier 1 - CIT								
		Tier 1 - PIT								
		Tier 2 - CIT								
		Tier 2 - PIT								
		Total Gross - CIT								
		Total Gross - PIT								
		Income Inclusion - CIT								
		Income Inclusion - PIT								
		Total Net - CIT								
		Total Net - PIT								
		Total Net								
		Total Net - CIT - Rounded								
		Total Net - PIT - Rounded								
		Total Net - Rounded								

s.69(1)(g) re: (d)

s.69(1)(g) re: (e)

\$ million			Share of cost			\$ million			Share of cost			
Total Without Tax exempt and partnerhsips			2017		2018	Total	Total Without Tax exempt and partnerhsips		2017		2018	Total
Total adjusted for si Partnerhsips only						Total adjusted for share	Partnerhsips only					
		Tier 1 - CIT										
		Tier 1 - PIT										

	Tier 2 - CIT	
	Tier 2 - PIT	
	Total Gross - CIT	
	Total Gross - PIT	
	Income Inclusion - CIT	
	Income Inclusion - PIT	
	Total Net - CIT	
	Total Net - PIT	
	Total Net	
	Total Net - CIT - Rounded	
	Total Net - PIT - Rounded	
	Total Net - Rounded	

Tier 2 - CIT	
Tier 2 - PIT	
Total Gross - CIT	
Total Gross - PIT	
Income Inclusion - CIT	
Income Inclusion - PIT	
Total Net - CIT	
Total Net - PIT	
Total Net	
Total Net - CIT - Rounded	
Total Net - PIT - Rounded	

\$ million		Share of cost		\$ million					Total Without Tax exempt and partnerhsips	
Total adjusted for sl Partnerhsips only				2017	2018	Total	Total adjusted for share	Partnerhsips only	Total Without Tax exempt and partnerhsips	
	Tier 1 - CIT									
	Tier 1 - PIT									
	Tier 2 - CIT									
	Tier 2 - PIT									
	Total Gross - CIT									
	Total Gross - PIT									
	Income Inclusion - CIT									
	Income Inclusion - PIT									
	Total Net - CIT									
	Total Net - PIT									
	Total Net									
	Total Net - CIT - Rounded									
	Total Net - PIT - Rounded									
	Total Net - Rounded									

\$ million			Share of cost	\$ million						Share of cost				
Total adjusted for sl Partnerhsips only	Total Without Tax exempt and partnerhsips			2017	2018	Total	Total adjusted for share	Partnerhsips only	Total Without Tax exempt and partnerhsips			2017	2018	Total
	Tier 1 - CIT									Tier 1 - CIT				
	Tier 1 - PIT									Tier 1 - PIT				
	Tier 2 - CIT									Tier 2 - CIT				
	Tier 2 - PIT									Tier 2 - PIT				
	Total Gross - CIT									Total Gross - CIT				
	Total Gross - PIT									Total Gross - PIT				

s.69(1)(g) re: (d)
s.69(1)(g) re: (e)

		Total Net - CIT - Rounded				Total Net - CIT - Rounded
		Total Net - PIT - Rounded				Total Net - PIT - Rounded
		Total Net - Rounded				Total Net - Rounded

\$ million		Share of cost		\$ million				
Total Without Tax exempt and partnerhsips				Total Without Tax exempt and partnerhsips				
Total adjusted for sl Partnerhsips only	partnerhsips			2017	2018	Total	Total adjusted for share	Partnerhsips only
	Tier 1 - CIT							
	Tier 1 - PIT							
	Tier 2 - CIT							
	Tier 2 - PIT							
	Total Gross - CIT							
	Total Gross - PIT							
	Income Inclusion - CIT							
	Income Inclusion - PIT							
	Total Net - CIT							
	Total Net - PIT							
	Total Net							

	Total Net - CIT - Rounded
	Total Net - PIT - Rounded
	Total Net - Rounded

\$ million		Share of cost		\$ million					Share of cost	
Total adjusted for si		Total Without Tax exempt and partnerhsips		2017	2018	Total	Total adjusted for share	Partnerhsips only	Total Without Tax exempt and partnerhsips	
		Tier 1 - CIT							Tier 1 - CIT	
		Tier 1 - PIT							Tier 1 - PIT	
		Tier 2 - CIT							Tier 2 - CIT	
		Tier 2 - PIT							Tier 2 - PIT	
		Total Gross - CIT							Total Gross - CIT	
		Total Gross - PIT							Total Gross - PIT	
		Income Inclusion - CIT							Income Inclusion - CIT	
		Income Inclusion - PIT							Income Inclusion - PIT	
		Total Net - CIT							Total Net - CIT	
		Total Net - PIT							Total Net - PIT	
		Total Net							Total Net	

	Total Net - CIT - Rounded	
	Total Net - PIT - Rounded	
	Total Net - Rounded	

\$ million		Share of cost		\$ million					Share of cost	
------------	--	---------------	--	------------	--	--	--	--	---------------	--

s.69(1)(g) re: (d)
s.69(1)(g) re: (e)

		Total Without Tax exempt and partnerhsips					Total Without Tax exempt and partnerhsips				
Total adjusted for sl	Partnerhsips only		2017	2018	Total	Total adjusted for share	Partnerhsips only		2017	2018	Total
	Tier 1 - CIT						Tier 1 - CIT				
	Tier 1 - PIT						Tier 1 - PIT				
	Tier 2 - CIT						Tier 2 - CIT				
	Tier 2 - PIT						Tier 2 - PIT				
	Total Gross - CIT						Total Gross - CIT				
	Total Gross - PIT						Total Gross - PIT				
	Income Inclusion - CIT						Income Inclusion - CIT				
	Income Inclusion - PIT						Income Inclusion - PIT				
	Total Net - CIT						Total Net - CIT				
	Total Net - PIT						Total Net - PIT				
	Total Net						Total Net				
	Total Net - CIT - Rounded						Total Net - CIT - Rounded				
	Total Net - PIT - Rounded						Total Net - PIT - Rounded				
	Total Net - Rounded						Total Net - Rounded				

\$ million			Share of cost	\$ million						Share of cost			
		Total Without Tax exempt and partnerhsips							Total Without Tax exempt and partnerhsips				
Total adjusted for sl Partnerships only				2017	2018	Total	Total adjusted for share	Partnerships only			2017	2018	Total
	Tier 1 - CIT									Tier 1 - CIT			
	Tier 1 - PIT									Tier 1 - PIT			
	Tier 2 - CIT									Tier 2 - CIT			
	Tier 2 - PIT									Tier 2 - PIT			
	Total Gross - CIT									Total Gross - CIT			
	Total Gross - PIT									Total Gross - PIT			
	Income Inclusion - CIT									Income Inclusion - CIT			
	Income Inclusion - PIT									Income Inclusion - PIT			
	Total Net - CIT									Total Net - CIT			
	Total Net - PIT									Total Net - PIT			
	Total Net									Total Net			

\$ million			Share of cost		\$ million			Share of cost			
		Total Without Tax exempt and partnerhsips					Total Without Tax exempt and partnerhsips				
Total adjusted for sl	Partnerhsips only		2017	2018	Total	Total adjusted for share	Partnerhsips only		2017	2018	Total
	Tier 1 - CIT						Tier 1 - CIT				
	Tier 1 - PIT						Tier 1 - PIT				
	Tier 2 - CIT						Tier 2 - CIT				

s.69(1)(g) re: (d)

s.69(1)(g) re: (e)

	Tier 2 - PIT	
	Total Gross - CIT	
	Total Gross - PIT	
	Income Inclusion - CIT	
	Income Inclusion - PIT	
	Total Net - CIT	
	Total Net - PIT	
	Total Net	
	Total Net - CIT - Rounded	
	Total Net - PIT - Rounded	
	Total Net - Rounded	

	Tier 2 - PIT	
	Total Gross - CIT	
	Total Gross - PIT	
	Income Inclusion - CIT	
	Income Inclusion - PIT	
	Total Net - CIT	
	Total Net - PIT	
	Total Net	
	Total Net - CIT - Rounded	
	Total Net - PIT - Rounded	
	Total Net - Rounded	

\$ million			Share of cost			\$ million			Share of cost		
Total Without Tax exempt and partnerships						Total Without Tax exempt and partnerships					
Total adjusted for sl	Partnerships only		2017	2018	Total	Total adjusted for share	Partnerships only		2017	2018	Total
		Tier 1 - CIT						Tier 1 - CIT			
		Tier 1 - PIT						Tier 1 - PIT			
		Tier 2 - CIT						Tier 2 - CIT			
		Tier 2 - PIT						Tier 2 - PIT			
		Total Gross - CIT						Total Gross - CIT			
		Total Gross - PIT						Total Gross - PIT			
		Income Inclusion - CIT						Income Inclusion - CIT			
		Income Inclusion - PIT						Income Inclusion - PIT			
		Total Net - CIT						Total Net - CIT			
		Total Net - PIT						Total Net - PIT			
		Total Net						Total Net			
		Total Net - CIT - Rounded						Total Net - CIT - Rounded			
		Total Net - PIT - Rounded						Total Net - PIT - Rounded			
		Total Net - Rounded						Total Net - Rounded			

\$ million			Share of cost			\$ million			Share of cost		
Total Without Tax exempt and partnerships						Total Without Tax exempt and partnerships					
Total adjusted for sl	Partnerships only		2017	2018	Total	Total adjusted for share	Partnerships only		2017	2018	Total
		Tier 1 - CIT						Tier 1 - CIT			
		Tier 1 - PIT						Tier 1 - PIT			
		Tier 2 - CIT						Tier 2 - CIT			
		Tier 2 - PIT						Tier 2 - PIT			
		Total Gross - CIT						Total Gross - CIT			
		Total Gross - PIT						Total Gross - PIT			
		Income Inclusion - CIT						Income Inclusion - CIT			
		Income Inclusion - PIT						Income Inclusion - PIT			

s.69(1)(g) re: (d)
s.69(1)(g) re: (e)

			Total Net - CIT						Total Net - CIT		
			Total Net - PIT						Total Net - PIT		
			Total Net						Total Net		
			Total Net - CIT - Rounded						Total Net - CIT - Rounded		
			Total Net - PIT - Rounded						Total Net - PIT - Rounded		
			Total Net - Rounded						Total Net - Rounded		
\$ million			Share of cost			\$ million			Share of cost		
Total Without Tax						Total Without Tax					
exempt and						exempt and					
partnerhsips						partnerhsips					
Total adjusted for sl Partnerhsips only											
			2017			2017			2017		
			2018			2018			2018		
			Total			Total			Total		
			Total adjusted for share			Total adjusted for share					
			Partnerhsips only			Partnerhsips only					
			Tier 1 - CIT			Tier 1 - CIT			Tier 1 - CIT		
			Tier 1 - PIT			Tier 1 - PIT			Tier 1 - PIT		
			Tier 2 - CIT			Tier 2 - CIT			Tier 2 - CIT		
			Tier 2 - PIT			Tier 2 - PIT			Tier 2 - PIT		
			Total Gross - CIT			Total Gross - CIT			Total Gross - CIT		
			Total Gross - PIT			Total Gross - PIT			Total Gross - PIT		
			Income Inclusion - CIT			Income Inclusion - CIT			Income Inclusion - CIT		
			Income Inclusion - PIT			Income Inclusion - PIT			Income Inclusion - PIT		
			Total Net - CIT			Total Net - CIT			Total Net - CIT		
			Total Net - PIT			Total Net - PIT			Total Net - PIT		
			Total Net			Total Net			Total Net		
			Total Net - CIT - Rounded			Total Net - CIT - Rounded			Total Net - CIT - Rounded		
			Total Net - PIT - Rounded			Total Net - PIT - Rounded			Total Net - PIT - Rounded		
			Total Net - Rounded			Total Net - Rounded			Total Net - Rounded		

s.69(1)(g) re: (d)

s.69(1)(g) re: (e)

\$ million	
	Total Without Tax exempt and partnerhsips
Total adjusted for sl Partnerhsips only	



\$ million		Share of cost	\$ million						Share of cost			
	Total Without Tax exempt and partnerhsips		2017	2018	Total	Total adjusted for share	Partnerhsips only	Total Without Tax exempt and partnerhsips		2017	2018	Total
	Tier 1 - CIT							Tier 1 - CIT				
	Tier 1 - PIT							Tier 1 - PIT				
	Tier 2 - CIT							Tier 2 - CIT				
	Tier 2 - PIT							Tier 2 - PIT				
	Total Gross - CIT							Total Gross - CIT				
	Total Gross - PIT							Total Gross - PIT				
	Income Inclusion - CIT							Income Inclusion - CIT				
	Income Inclusion - PIT							Income Inclusion - PIT				
	Total Net - CIT							Total Net - CIT				
	Total Net - PIT							Total Net - PIT				
	Total Net							Total Net				
	Total Net - CIT - Rounded							Total Net - CIT - Rounded				
	Total Net - PIT - Rounded							Total Net - PIT - Rounded				
	Total Net - Rounded							Total Net - Rounded				



s.69(1)(g) re: (d)
s.69(1)(g) re: (e)

s.69(1)(g) re: (d)
s.69(1)(g) re: (e)

\$ million				Share of cost		\$ million				Share of cost				
Total Without Tax exempt and partnerhsips						Total Without Tax exempt and partnerhsips								
Total adjusted for sI	Partnerhsips only			2017	2018	Total	Total adjusted for share	Partnerhsips only				2017	2018	Total
		Tier 1 - CIT								Tier 1 - CIT				
		Tier 1 - PIT								Tier 1 - PIT				
		Tier 2 - CIT								Tier 2 - CIT				

	Tier 2 - PIT	
	Total Gross - CIT	
	Total Gross - PIT	
	Income Inclusion - CIT	
	Income Inclusion - PIT	
	Total Net - CIT	
	Total Net - PIT	
	Total Net	
	Total Net - CIT - Rounded	
	Total Net - PIT - Rounded	
	Total Net - Rounded	

<u>\$ million</u>	
	Total Without Tax exempt and partnerhsips
Total adjusted for sl Partnerhsips only	

	Tier 2 - PIT	
	Total Gross - CIT	
	Total Gross - PIT	
	Income Inclusion - CIT	
	Income Inclusion - PIT	
	Total Net - CIT	
	Total Net - PIT	
	Total Net	
	Total Net - CIT - Rounded	
	Total Net - PIT - Rounded	
	Total Net - Rounded	

\$ million			Share of cost	\$ million						Share of cost				
		Total Without Tax exempt and partnerhsips					Total Without Tax exempt and partnerhsips							
Total adjusted for sl Partnerhsips only				2017	2018	Total	Total adjusted for share	Partnerhsips only			2017	2018	Total	
		Tier 1 - CIT							Tier 1 - CIT					
		Tier 1 - PIT							Tier 1 - PIT					
		Tier 2 - CIT							Tier 2 - CIT					
		Tier 2 - PIT							Tier 2 - PIT					
		Total Gross - CIT							Total Gross - CIT					
		Total Gross - PIT							Total Gross - PIT					
		Income Inclusion - CIT							Income Inclusion - CIT					

s.69(1)(g) re: (d)
s.69(1)(g) re: (e)

	Income Inclusion - PIT
	Total Net - CIT
	Total Net - PIT
	Total Net
	Total Net - CIT - Rounded
	Total Net - PIT - Rounded
	Total Net - Rounded

\$ million	
	Total Without Tax exempt and
Total adjusted for sl Partnerhsips only	partnerhsips



Income Inclusion - PIT

Total Net - CIT
Total Net - PIT
Total Net

Total Net - CIT - Rounded
Total Net - PIT - Rounded
Total Net - Rounded

s.69(1)(g) re: (d)
s.69(1)(g) re: (e)

\$ million		
		Total Without Tax exempt and partnerhsips
Total adjusted for share	Partnerhsips only	

s.69(1)(g) re: (d)
s.69(1)(g) re: (e)




\$ million		
Total adjusted for share		Total Without Tax exempt and partnerhsips
Partnerhsips only		partnerhsips

s.69(1)(g) re: (d)
s.69(1)(g) re: (e)



<u>\$ million</u>		
		Total Without Tax exempt and
Total adjusted for share	Partnerhsips only	partnerhsips

s.69(1)(g) re: (d)
s.69(1)(g) re: (e)



\$ million		
		Total Without Tax exempt and
Total adjusted for share	Partnerships only	partnerships



\$ million		
------------	--	--

s.69(1)(g) re: (d)
s.69(1)(g) re: (e)

		Total Without Tax exempt and partnerhsips
Total adjusted for share	Partnerhsips only	



\$ million		Total Without Tax exempt and partnerhsips
Total adjusted for share	Partnerhsips only	
		Tier 1 - CIT
		Tier 1 - PIT
		Tier 2 - CIT
		Tier 2 - PIT
		Total Gross - CIT
		Total Gross - PIT
		Income Inclusion - CIT
		Income Inclusion - PIT
		Total Net - CIT
		Total Net - PIT
		Total Net
		Total Net - CIT - Rounded
		Total Net - PIT - Rounded
		Total Net - Rounded



\$ million		Total Without Tax exempt and partnerhsips
Total adjusted for share	Partnerhsips only	
		Tier 1 - CIT
		Tier 1 - PIT
		Tier 2 - CIT

Share of cost		\$ million			Total Without Tax exempt and partnerhsips
2017	2018	Total	Total adjusted for share	Partnerhsips only	
					Tier 1 - CIT
					Tier 1 - PIT
					Tier 2 - CIT
					Tier 2 - PIT
					Total Gross - CIT
					Total Gross - PIT
					Income Inclusion - CIT
					Income Inclusion - PIT
					Total Net - CIT
					Total Net - PIT
					Total Net
					Total Net - CIT - Rounded
					Total Net - PIT - Rounded
					Total Net - Rounded

Share of cost		\$ million			Total Without Tax exempt and partnerhsips
2017	2018	Total	Total adjusted for share	Partnerhsips only	
					Tier 1 - CIT
					Tier 1 - PIT
					Tier 2 - CIT

Share of cost		\$ million			Total Without Tax exempt and partnerhsips
2017	2018	Total	Total adjusted for share	Partnerhsips only	
					Tier 1 - CIT
					Tier 1 - PIT
					Tier 2 - CIT
					Tier 2 - PIT
					Total Gross - CIT
					Total Gross - PIT
					Income Inclusion - CIT
					Income Inclusion - PIT
					Total Net - CIT
					Total Net - PIT
					Total Net
					Total Net - CIT - Rounded
					Total Net - PIT - Rounded
					Total Net - Rounded

Share of cost		\$ million			Total Without Tax exempt and partnerhsips
2017	2018	Total	Total adjusted for share	Partnerhsips only	
					Tier 1 - CIT
					Tier 1 - PIT
					Tier 2 - CIT

	Tier 2 - PIT		Tier 2 - PIT
	Total Gross - CIT		Total Gross - CIT
	Total Gross - PIT		Total Gross - PIT
	Income Inclusion - CIT		Income Inclusion - CIT
	Income Inclusion - PIT		Income Inclusion - PIT
	Total Net - CIT		Total Net - CIT
	Total Net - PIT		Total Net - PIT
	Total Net		Total Net
	Total Net - CIT - Rounded		Total Net - CIT - Rounded
	Total Net - PIT - Rounded		Total Net - PIT - Rounded
	Total Net - Rounded		Total Net - Rounded

\$ million				Share of cost				\$ million				Share of cost					
		Total Without Tax exempt and partnerships				Total Without Tax exempt and partnerships				Total Without Tax exempt and partnerships				Total Without Tax exempt and partnerships			
Total adjusted for share	Partnerships only			2017	2018	Total	Total adjusted for share	Partnerships only				2017	2018	Total	Total adjusted for share	Partnerships only	
			Tier 1 - CIT								Tier 1 - CIT						
			Tier 1 - PIT								Tier 1 - PIT						
			Tier 2 - CIT								Tier 2 - CIT						
			Tier 2 - PIT								Tier 2 - PIT						
			Total Gross - CIT								Total Gross - CIT						
			Total Gross - PIT								Total Gross - PIT						
			Income Inclusion - CIT								Income Inclusion - CIT						
			Income Inclusion - PIT								Income Inclusion - PIT						
			Total Net - CIT								Total Net - CIT						
			Total Net - PIT								Total Net - PIT						
			Total Net								Total Net						
			Total Net - CIT - Rounded								Total Net - CIT - Rounded						
			Total Net - PIT - Rounded								Total Net - PIT - Rounded						
			Total Net - Rounded								Total Net - Rounded						

[illegible]

s.69(1)(g) re: (d)

s.69(1)(g) re: (e)

\$ million			Share of cost			\$ million			Share of cost			\$ million			Share of cost		
Total Without Tax exempt and partnerhsips						Total Without Tax exempt and partnerhsips						Total Without Tax exempt and partnerhsips					
Total adjusted for share	Partnerhsips only		2017	2018	Total	Total adjusted for share	Partnerhsips only		2017	2018	Total	Total adjusted for share	Partnerhsips only		2017	2018	Total
		Tier 1 - CIT						Tier 1 - CIT									
		Tier 1 - PIT						Tier 1 - PIT									
		Tier 2 - CIT						Tier 2 - CIT									
		Tier 2 - PIT						Tier 2 - PIT									
		Total Gross - CIT						Total Gross - CIT									
		Total Gross - PIT						Total Gross - PIT									
		Income Inclusion - CIT						Income Inclusion - CIT									
		Income Inclusion - PIT						Income Inclusion - PIT									
		Total Net - CIT						Total Net - CIT									
		Total Net - PIT						Total Net - PIT									
		Total Net						Total Net									
		Total Net - CIT - Rounded						Total Net - CIT - Rounded									
		Total Net - PIT - Rounded						Total Net - PIT - Rounded									
		Total Net - Rounded						Total Net - Rounded									

s.69(1)(g) re: (d)

s.69(1)(g) re: (e)

s.69(1)(g) re: (d)
s.69(1)(g) re: (e)

\$ million					Share of cost			\$ million				Share of cost			\$ million			
		Total Without Tax exempt and partnerhsips							Total Without Tax exempt and partnerhsips									Total Without Tax exempt and partnerhsips
Total adjusted for share	Partnerhsips only		2017	2018	Total	Total adjusted for share	Partnerhsips only			2017	2018	Total	Total adjusted for share	Partnerhsips only		2017	2018	
		Tier 1 - CIT							Tier 1 - CIT									
		Tier 1 - PIT							Tier 1 - PIT									
		Tier 2 - CIT							Tier 2 - CIT									

	Tier 2 - PIT	
	Total Gross - CIT	
	Total Gross - PIT	
	Income Inclusion - CIT	
	Income Inclusion - PIT	
	Total Net - CIT	
	Total Net - PIT	
	Total Net	
	Total Net - CIT - Rounded	
	Total Net - PIT - Rounded	
	Total Net - Rounded	

	Tier 2 - PIT	
	Total Gross - CIT	
	Total Gross - PIT	
	Income Inclusion - CIT	
	Income Inclusion - PIT	
	Total Net - CIT	
	Total Net - PIT	
	Total Net	
	Total Net - CIT - Rounded	
	Total Net - PIT - Rounded	
	Total Net - Rounded	

\$ million						\$ million						\$ million					
		Total Without Tax exempt and partnerhsips			Share of cost			Total Without Tax exempt and partnerhsips			Share of cost			Total Without Tax exempt and partnerhsips			Total Without Tax exempt and partnerhsips
Total adjusted for share	Partnerhsips only		2017	2018	Total	Total adjusted for share	Partnerhsips only		2017	2018	Total	Total adjusted for share	Partnerhsips only		2017	2018	Total
		Tier 1 - CIT						Tier 1 - CIT						Tier 1 - CIT			
		Tier 1 - PIT						Tier 1 - PIT						Tier 1 - PIT			
		Tier 2 - CIT						Tier 2 - CIT						Tier 2 - CIT			
		Tier 2 - PIT						Tier 2 - PIT						Tier 2 - PIT			
		Total Gross - CIT						Total Gross - CIT						Total Gross - CIT			
		Total Gross - PIT						Total Gross - PIT						Total Gross - PIT			
		Income Inclusion - CIT						Income Inclusion - CIT						Income Inclusion - CIT			

s.69(1)(g) re: (d)

s.69(1)(g) re: (e)



Income Inclusion - PIT

Total Net - CIT
Total Net - PIT
Total Net

Total Net - CIT - Rounded
Total Net - PIT - Rounded
Total Net - Rounded

Income Inclusion - PIT

Total Net - CIT
Total Net - PIT
Total Net

Total Net - CIT - Rounded
Total Net - PIT - Rounded
Total Net - Rounded

s.69(1)(g) re: (d)
s.69(1)(g) re: (e)

Effective CIT/PIT tax rate	10%	
Effective CIT tax rate (all corporations)	10%	
Effective CIT reduced tax rate	6%	Taxable PIT
Effective PIT tax rate	22%	64%
Effective partnerships tax rate	14%	

	2016A	2017A	2018A	2019A	2020A	
SEPRAW	956	976	1,001	1,024	1,052	
Growth from X year to 2020	110.0%	107.9%	105.1%			

	Share of cost	\$ million					Total Without Tax exempt and partnerships
		2017	2018	Total	Total adjusted for share	Partnerhsips only	

Total Gross - CIT
Total Gross - PIT

Income Inclusion - CIT
Income Inclusion - PIT

Total Net - CIT
Total Net - PIT
Total Net

Total Net - CIT - Rounded
Total Net - PIT - Rounded
Total Net - Rounded

	Share of cost	\$ million					Total Without Tax exempt and partnerships
		2017	2018	Total	Total adjusted for share	Partnerhsips only	

Total Gross - CIT
Total Gross - PIT

Income Inclusion - CIT
Income Inclusion - PIT

Total Net - CIT
Total Net - PIT
Total Net

Total Net - CIT - Rounded
Total Net - PIT - Rounded
Total Net - Rounded

	Share of cost	\$ million		Share of cost	\$ million
--	---------------	------------	--	---------------	------------

s.69(1)(g) re: (d)
s.69(1)(g) re: (e)

Pages 2054 to / à 2055
are duplicates
sont des duplicatas

Effective CIT/PIT tax rate	10%	
Effective CIT tax rate (all corporations)	10%	
Effective CIT reduced tax rate	6%	Taxable PIT
Effective PIT tax rate	22%	64%
Effective partnerships tax rate	14%	

	2016A	2017A	2018A	2019A	2020A	
SEPRAW	956	976	1,001	1,024	1,052	
Growth from X year to 2020	110.0%	107.9%	105.1%			

	Share of cost	\$ million					Total Without Tax exempt and partnerships
		2017	2018	Total	Total adjusted for share	Partnerhsips only	

Total Gross - CIT
Total Gross - PIT

Income Inclusion - CIT
Income Inclusion - PIT

Total Net - CIT
Total Net - PIT
Total Net

Total Net - CIT - Rounded
Total Net - PIT - Rounded
Total Net - Rounded

	Share of cost	\$ million					Total Without Tax exempt and partnerships
		2017	2018	Total	Total adjusted for share	Partnerhsips only	

Total Gross - CIT
Total Gross - PIT

Income Inclusion - CIT
Income Inclusion - PIT

Total Net - CIT
Total Net - PIT
Total Net

Total Net - CIT - Rounded
Total Net - PIT - Rounded
Total Net - Rounded

	Share of cost	\$ million		Share of cost	\$ million
--	---------------	------------	--	---------------	------------

s.69(1)(g) re: (d)
s.69(1)(g) re: (e)

						Total Without Tax exempt and partnerhsips							Total Without Tax exempt and partnerhsips
2017	2018	Total	Total adjusted for share	Partnerhsips only			2017	2018	Total	Total adjusted for share	Partnerhsips only		
Total Gross - CIT							Total Gross - CIT						
Total Gross - PIT							Total Gross - PIT						
Income Inclusion - CIT							Income Inclusion - CIT						
Income Inclusion - PIT							Income Inclusion - PIT						
Total Net - CIT							Total Net - CIT						
Total Net - PIT							Total Net - PIT						
Total Net							Total Net						
Total Net - CIT - Rounded							Total Net - CIT - Rounded						
Total Net - PIT - Rounded							Total Net - PIT - Rounded						
Total Net - Rounded							Total Net - Rounded						

	Share of cost	\$ million											
						Total Without Tax exempt and partnerhsips							
2017	2018	Total	Total adjusted for share	Partnerhsips only									
Total Gross - CIT													
Total Gross - PIT													
Income Inclusion - CIT													
Income Inclusion - PIT													
Total Net - CIT													
Total Net - PIT													
Total Net													
Total Net - CIT - Rounded													
Total Net - PIT - Rounded													
Total Net - Rounded													

s.69(1)(g) re: (d)
s.69(1)(g) re: (e)

2017 increase	1.069340651
Available 4 weeks	0.076923077

--

Unincorporated		For 4 weeks
2017		
2018		

T2125 salary and wages	Gross up by 1/0.87 based on PIT quant group
6,315,241,942	7,258,898,784
share of empl inc	3.22%

Cost for corporations			
year		sum_wage_sub_emplr	For 4 weeks
2017			
2018			436300

Qualifying ccpc only			
year	COUNT_of_INT_BN	SUM_of_sum_empt_incamt	sum_wage_sub_emplr
2018			

Unincorporated		For 4 weeks
2017		
2018		

T2125 salary and wages	Gross up by 1/0.87 based on PIT quant group
6,315,241,942	7,258,898,784
share of empl inc	3.22%

Cost for corporations			
year	number_employer	sum_wage_sub_emplr	For 4 weeks
2017			
2018			436300

5.55E+11 without removing zeroes

Qualifying ccpc only			
year	COUNT_of_INT_BN	SUM_of_sum_empt_incamt	sum_wage_sub_emplr
2018			

without removing zeroes

Unincorporated		For 4 weeks
2017		
2018		

T2125 salary and wages	Gross up by 1/0.87 based on PIT quant group
6,315,241,942	7,258,898,784
share of empl inc	#DIV/0!

s.69(1)(g) re: (d)
s.69(1)(g) re: (e)

Cost for corporations

year	number_employer	sum_wage_sub_emplr	For 4 weeks
2017			
2018			436300

Qualifying ccpc only

year	COUNT_of_INT_BN	SUM_of_sum_empt_incamt	sum_wage_sub_emplr
2018			

s.69(1)(g) re: (d)
s.69(1)(g) re: (e)

2017 increase	1.069340651
Available 4 weeks	0.076923077

--

[

Unincorporated		For 4 weeks
2017		
2018		

T2125 salary and wages	Gross up by 1/0.87 based on PIT quant group
6,315,241,942	7,258,898,784
share of empl inc	3.22%

Cost for corporations			
year		sum_wage_sub_emplr	For 4 weeks
2017			
2018			

436300

Qualifying ccpc only			
year	COUNT_of_INT_BN	SUM_of_sum_empt_incamt	sum_wage_sub_emplr
2018			

Unincorporated

2017
2018

T2125 salary and wages	Gross up by 1/0.87 based on PIT quant group
6,315,241,942	7,258,898,784
share of empl inc	3.22%

Cost for corporations			
year	number_employer	sum_wage_sub_emplr	For 4 weeks
2017			
2018			

436300

Qualifying ccpc only			
year	COUNT_of_INT_BN	SUM_of_sum_empt_incamt	sum_wage_sub_emplr
2018			

s.69(1)(g) re: (d)
s.69(1)(g) re: (e)

Tier 3 -		
Unincorporated		For 4 weeks
2017		
2018		

T2125 salary and wages	Gross up by 1/0.87 based on PIT quant group
6,315,241,942	7,258,898,784
share of empl inc	#DIV/0!

Cost for corporations

year	number_employer	sum_wage_sub_emplr	For 4 weeks	
2017				
2018				436300

Qualifying ccpc only

year	COUNT_of_INT_BN	SUM_of_sum_empt_incamt	sum_wage_sub_emplr
2018			

s.69(1)(g) re: (d)
s.69(1)(g) re: (e)

Pages 2062 to / à 2063
are duplicates
sont des duplicatas

2017 increase	1.069340651
Available 4 weeks	0.076923077

--

--

Unincorporated		For 4 weeks
2017		
2018		

T2125 salary and wages	Gross up by 1/0.87 based on PIT quant group
6,315,241,942	7,258,898,784
share of empl inc	2.95%

Cost for corporations			For 4 weeks
year	number_employer	sum_wage_sub_emplr	
2017			
2018			

436300

Qualifying ccpc only			
year	COUNT_of_INT_BN	SUM_of_sum_empt_incamt	sum_wage_sub_emplr
2018			

Unincorporated		For 4 weeks
2017		
2018		

T2125 salary and wages	Gross up by 1/0.87 based on PIT quant group
6,315,241,942	7,258,898,784
share of empl inc	#DIV/0!

Cost for corporations			For 4 weeks
year	number_employer	sum_wage_sub_emplr	
2017			
2018			

436300

Qualifying ccpc only			
year	COUNT_of_INT_BN	SUM_of_sum_empt_incamt	sum_wage_sub_emplr
2018			

Tier 3 -			
Unincorporated		For 4 weeks	
2017			
2018			

T2125 salary and wages	Gross up by 1/0.87 based on PIT quant group
6,315,241,942	7,258,898,784
share of empl inc	#DIV/0!

s.69(1)(g) re: (d)
s.69(1)(g) re: (e)

Cost for corporations

year	number_employer	sum_wage_sub_emplr	For 4 weeks	
2017				
2018				436300

Qualifying ccpc only

year	COUNT_of_INT_BN	SUM_of_sum_empt_incamt	sum_wage_sub_emplr
2018			

s.69(1)(g) re: (d)
s.69(1)(g) re: (e)

Pages 2066 to / à 2127
are duplicates
sont des duplicatas

	Measure already announced																						
		Cost	Diff.	Cost	Diff.	Cost	Diff.	Cost	Diff.	Cost	Diff.	Cost	Diff.	Cost	Diff.	Cost	Diff.	Cost	Diff.	Cost	Diff.	Cost	Diff.
CIT																							
PIT																							
Total																							

	Measure already announced	Cost	Diff.	Cost	Diff.	Cost	Diff.	Cost	Diff.	Cost	Diff.	Cost	Diff.	Cost	Diff.	Cost	Diff.	Cost	Diff.	Cost	Diff.	Cost	Diff.
CIT																							
PIT																							
Total																							

s.69(1)(g) re: (d)
s.69(1)(g) re: (e)

	Jan-2020	Feb-2020	Mar-2020	Apr-2020	May-2020	Jun-2020	Jul-2020	Aug-2020	Sep-2020	Oct-2020	Nov-2020	Dec-2020

4-week Period				\$ million				s.18(d) s.21(1)(b)			
				CEWS 4week	Period 5	Period 6					
Total Gross - CIT											
Total Gross - PIT											
Total Gross											
				CEWS 4week	Period 5	Period 6					
Total Gross - CIT											
Total Gross - PIT											
Total Gross											
				CEWS 4week	Period 5	Period 6					
Share of employment				100%	75%	100%					
Total Gross - CIT											
Total Gross - PIT											
Total Gross											
				CEWS 4week	Period 5	Period 6	Period 7	Period 8	Period 9		
share of employment											
Total Gross - CIT											
Total Gross - PIT											
Total Gross											
				CEWS 4week	Period 5	Period 6					
Total Gross - CIT											
Total Gross - PIT											

s.69(1)(g) re: (d)
s.69(1)(g) re: (e)

Total Gross

	CEWS 4week	Period 5	Period 6	Period 7	Period 8	Period 9
Share of employee						
Total Gross - CIT						
Total Gross - PIT						
Total Gross						

	CEWS 4week	Period 5	Period 6	Period 7	Period 8	Period 9
Share of employee						
Total Gross - CIT						
Total Gross - PIT						
Total Gross						

\$ million

	CEWS 4week	Period 5	Period 6		
Furloughed employee portion					
Gross - CIT					
Gross - PIT					
CEWS New scheme					
Gross - CIT					
Gross - PIT					
Total Gross - CIT					
Total Gross - PIT					
Total Gross					

\$ million

	CEWS 4week	Period 5	Period 6		
Furloughed employee portion					
Gross - CIT					
Gross - PIT					
CEWS New scheme					
Gross - CIT					
Gross - PIT					

s.69(1)(g) re: (d)
s.69(1)(g) re: (e)

Total Gross - PIT

	CEWS 4week	Period 5	Period 6
1			
2			
3			
4			
5			
6			
7			
8			
9			
10			
11			
12			
13			
14			
15			
16			
17			
18			
19			
20			
21			
22			
23			
24			
25			
26			
27			
28			
29			
30			
31			
32			
33			
34			
35			
36			
37			
38			
39			
40			
41			
42			
43			
44			
45			
46			
47			
48			
49			
50			
51			
52			
53			
54			
55			
56			
57			
58			
59			
60			
61			
62			
63			
64			
65			
66			
67			
68			
69			
70			
71			
72			
73			
74			
75			
76			
77			
78			
79			
80			
81			
82			
83			
84			
85			
86			
87			
88			
89			
90			
91			
92			
93			
94			
95			
96			
97			
98			
99			
100			

CEWS 4week Period 5 Period 6

Gross - PIT

Gross - CIT

Gross - PIT

Total Gross

	CEWS 4week	Period 5	Period 6
--	------------	----------	----------

CEWS 4week	Period 5	Period 6
------------	----------	----------

Gross - PIT

Gross - CIT

Gross - PIT

Total Gross

	CEWS 4week	Period 5	Period 6
--	------------	----------	----------

CEWS 4week	Period 5	Period 6
------------	----------	----------

s.69(1)(g) re: (e)

Total Gross**Total Gross****Total Gross - CIT**

Total Gross - PIT		
Total Gross		

				\$ million
			CEWS 4week	Period 5 Period 6
<i>Furloughed employee portion</i>				
Gross - CIT				
Gross - PIT				
<i>CEWS New scheme</i>				
Gross - CIT				
Gross - PIT				
Total Gross - CIT		=		
Total Gross - PIT				
Total Gross				

		\$ million	
		CEWS 4week	Period 5 Period 6
Furloughed employee portion			
Gross - CIT			
Gross - PIT			
CEWS New scheme			
Gross - CIT			
Gross - PIT			
Total Gross - CIT			
Total Gross - PIT			
Total Gross			

	\$ million
s.69(1)(g) re: (d)	
s.69(1)(g) re: (e)	

	CEWS 4week	Period 5	Period 6
<i>Furloughed employee portion</i>			
Gross - CIT			
Gross - PIT			
<i>CEWS New scheme</i>			
Gross - CIT			
Gross - PIT			
Total Gross - CIT	=		
Total Gross - PIT			
Total Gross			

	\$ million
	CEWS 4week Period 5 Period 6 Period 7
Furloughed employee portion	
Gross - CIT	
Gross - PIT	
CEWS New scheme	
Gross - CIT	
Gross - PIT	
Total Gross - CIT	
Total Gross - PIT	
Total Gross	

		<i>\$ million</i>				
		CEWS 4week	Period 5	Period 6	Period 7	
<i>Furloughed employee portion</i>						
Gross - CIT						
Gross - PIT						
<i>CEWS New scheme</i>						
Gross - CIT	s.69(1)(g) re: (d)					
	s.69(1)(g) re: (e)					

Gross - PIT		=
Total Gross - CIT		
Total Gross - PIT		
Total Gross		

		\$ million			
		CEWS 4week	Period 5	Period 6	Period 7
<i>Furlounged employee portion</i>					
Gross - CIT					
Gross - PIT					
<i>CEWS New scheme</i>					
Gross - CIT					
Gross - PIT					
Total Gross - CIT					
Total Gross - PIT					
Total Gross					

		\$ million			
		CEWS 4week	Period 5	Period 6	Period 7
<i>Furlounged employee portion</i>					
Gross - CIT					
Gross - PIT					
<i>CEWS New scheme</i>					
Gross - CIT					
Gross - PIT					
Total Gross - CIT					
Total Gross - PIT					
Total Gross					

		\$ million			
		CEWS 4week	Period 5	Period 6	Period 7
Furlounged employee portion					
Gross - CIT					
Gross - PIT					
CEWS New scheme					
Gross - CIT					
Gross - PIT					
Total Gross - CIT					
Total Gross - PIT					
Total Gross					

		\$ million		
		CEWS 4week	Period 5	Period 6
Furlounged employee portion				
Gross - CIT				
Gross - PIT				
CEWS New scheme				
Gross - CIT				
Gross - PIT				
Total Gross - CIT				
Total Gross - PIT				
Total Gross				

		\$ million		
		CEWS 4week	Period 5	Period 6
Furlounged employee portion				
s.69(1)(g) re: (d)				
s.69(1)(g) re: (e)				

=

Gross - PIT		
Total Gross - CIT		
Total Gross - PIT		
Total Gross		

s.69(1)(g) re: (d)

s.69(1)(g) re: (e)

Effective CIT/PIT tax rate	10%	
Effective CIT tax rate (all corporations)	10%	
Effective CIT reduced tax rate	6%	Taxable PIT
Effective PIT tax rate	22%	64%
Effective partnerships tax rate	14%	

	2016A	2017A	2018A	2019A	2020A	
SEPHAWE	956	976	1,001	1,024	1,052	
Growth from X year to 2020	110.0%	107.9%	105.1%			

	Share of cost	\$ million							Share of cost
		2017	2018	Total	Total adjusted for share	Partnerhsips only	Total Without Tax exempt and partnerhsips		
Total Gross - CIT								Total Gross - CIT	
Total Gross - PIT								Total Gross - PIT	
Income Inclusion - CIT								Income Inclusion - CIT	
Income Inclusion - PIT								Income Inclusion - PIT	
Total Net - CIT								Total Net - CIT	
Total Net - PIT								Total Net - PIT	
Total Net								Total Net	
Total Net - CIT - Rounded								Total Net - CIT - Rounded	
Total Net - PIT - Rounded								Total Net - PIT - Rounded	
Total Net - Rounded								Total Net - Rounded	

	Share of cost	\$ million							Share of cost
		2017	2018	Total	Total adjusted for share	Partnerhsips only	Total Without Tax exempt and partnerhsips		

Total Gross - CIT

Total Gross - PIT

Income Inclusion - CIT
Income Inclusion - PIT

Total Net - CIT
Total Net - PIT
Total Net

Total Net - CIT - Rounded
Total Net - PIT - Rounded
Total Net - Rounded

Total Gross - PIT

Income Inclusion - CIT
Income Inclusion - PIT

Total Net - CIT
Total Net - PIT
Total Net

Total Net - CIT - Rounded
Total Net - PIT - Rounded
Total Net - Rounded

	Share of cost	<u>\$ million</u>					Total Without Tax exempt and partnerships
		2017	2018	Total	Total adjusted for share	Partnerhsips only	
Tier 1 - CIT							
Tier 1 - PIT							
Tier 2 - CIT							
Tier 2 - PIT							

Total Gross - CIT
Total Gross - PIT

Income Inclusion - CIT
Income Inclusion - PIT

Total Net - CIT
Total Net - PIT
Total Net

Total Net - CIT - Rounded
Total Net - PIT - Rounded
Total Net - Rounded

	Share of cost	\$ million					Total Without Tax exempt and partnerships
		2017	2018	Total	Total adjusted for share	Partnerships only	
Tier 1 - CIT		-	-	-	-	-	-
Tier 1 - PIT							
Tier 2 - CIT							
Tier 2 - PIT							

Total Gross - CIT

s.69(1)(g) re: (d)
s.69(1)(g) re: (e)

Total Gross - PIT

Income Inclusion - CIT

Income Inclusion - PIT

Total Net - CIT

Total Net - PIT

Total Net

Total Net - CIT - Rounded

Total Net - PIT - Rounded

Total Net - Rounded

	Share of cost	\$ million					Share of cost
		2017	2018	Total	Total adjusted for share	Partnerhsips only	Total Without Tax exempt and partnerhsips
Tier 2 - CIT							
Tier 2 - PIT							

Total Gross - CIT

Total Gross - PIT

Total Gross - CIT

Total Gross - PIT

Income Inclusion - CIT

Income Inclusion - PIT

Income Inclusion - CIT

Income Inclusion - PIT

Total Net - CIT

Total Net - PIT

Total Net

Total Net - CIT

Total Net - PIT

Total Net

Total Net - CIT - Rounded

Total Net - PIT - Rounded

Total Net - Rounded

Total Net - CIT - Rounded

Total Net - PIT - Rounded

Total Net - Rounded

[illegible]

s.69(1)(g) re: (d)

s.69(1)(g) re: (e)

002141

Total Gross - CIT
Total Gross - PIT

Income Inclusion - CIT
Income Inclusion - PIT

Total Net - CIT
Total Net - PIT
Total Net

Total Net - CIT - Rounded
Total Net - PIT - Rounded
Total Net - Rounded

	Share of cost	\$ million				
						Total Without Tax exempt and partnerhsips
		2017	2018	Total	Total adjusted for share	Partnerhsips only

--

--

--

--

Total Gross - CIT
Total Gross - PIT

Income Inclusion - CIT
Income Inclusion - PIT

Total Net - CIT
Total Net - PIT
Total Net

Total Net - CIT - Rounded
Total Net - PIT - Rounded
Total Net - Rounded

	Share of cost	\$ million				
--	---------------	------------	--	--	--	--

Total Gross - CIT
Total Gross - PIT

Income Inclusion - CIT
Income Inclusion - PIT

Total Net - CIT
Total Net - PIT
Total Net

Total Net - CIT - Rounded
Total Net - PIT - Rounded
Total Net - Rounded

	Share of cost
--	---------------

Total Gross - CIT
Total Gross - PIT

Income Inclusion - CIT
Income Inclusion - PIT

Total Net - CIT
Total Net - PIT
Total Net

Total Net - CIT - Rounded
Total Net - PIT - Rounded
Total Net - Rounded

							Total Without Tax exempt and partnerships
		2017	2018	Total	Total adjusted for share	Partnerships only	
Tier 1 - CIT							
Tier 1 - PIT							
Tier 2 - CIT							
Tier 2 - PIT							
Total Gross - CIT							
Total Gross - PIT							
Income Inclusion - CIT							
Income Inclusion - PIT							
Total Net - CIT							
Total Net - PIT							
Total Net							
Total Net - CIT - Rounded							
Total Net - PIT - Rounded							
Total Net - Rounded							

							Total Without Tax exempt and partnerships
		2017	2018	Total	Total adjusted for share	Partnerships only	
Tier 1 - CIT							
Tier 1 - PIT							
Tier 2 - CIT							
Tier 2 - PIT							
Total Gross - CIT							
Total Gross - PIT							
Income Inclusion - CIT							
Income Inclusion - PIT							
Total Net - CIT							
Total Net - PIT							
Total Net							
Total Net - CIT - Rounded							
Total Net - PIT - Rounded							
Total Net - Rounded							

s.69(1)(g) re: (d)

s.69(1)(g) re: (e)

	Share of cost	\$ million					Total Without Tax exempt and partnerhsips
		2017	2018	Total	Total adjusted for share	Partnerhsips only	
Tier 1 - CIT							
Tier 1 - PIT							
Tier 2 - CIT							
Tier 2 - PIT							
Total Gross - CIT							
Total Gross - PIT							
Income Inclusion - CIT							
Income Inclusion - PIT							
Total Net - CIT							
Total Net - PIT							
Total Net							
Total Net - CIT - Rounded							
Total Net - PIT - Rounded							
Total Net - Rounded							

	Share of cost	\$ million					Total Without Tax exempt and partnerhsips
		2017	2018	Total	Total adjusted for share	Partnerhsips only	
Total Gross - CIT							
Total Gross - PIT							
Income Inclusion - CIT							
Income Inclusion - PIT							
Total Net - CIT							
Total Net - PIT							
Total Net							

Share of cost
Total Gross - CIT
Total Gross - PIT
Income Inclusion - CIT
Income Inclusion - PIT
Total Net - CIT
Total Net - PIT
Total Net

Total Net - CIT - Rounded
Total Net - PIT - Rounded
Total Net - Rounded

Total Net - CIT - Rounded
Total Net - PIT - Rounded
Total Net - Rounded

	Share of cost	\$ million					Total Without Tax exempt and partnerhsips		Share of cost
		2017	2018	Total	Total adjusted for share	Partnerhsips only			

Total Gross - CIT
Total Gross - PIT

Total Gross - CIT
Total Gross - PIT

Income Inclusion - CIT
Income Inclusion - PIT

Income Inclusion - CIT
Income Inclusion - PIT

Total Net - CIT
Total Net - PIT
Total Net

Total Net - CIT
Total Net - PIT
Total Net

Total Net - CIT - Rounded
Total Net - PIT - Rounded
Total Net - Rounded

Total Net - CIT - Rounded
Total Net - PIT - Rounded
Total Net - Rounded

	Share of cost	\$ million					Total Without Tax exempt and partnerhsips		Share of cost
		2017	2018	Total	Total adjusted for share	Partnerhsips only			

s.69(1)(g) re: (d)
s.69(1)(g) re: (e)

Total Gross - CIT
Total Gross - PIT

Income Inclusion - CIT
Income Inclusion - PIT

Total Net - CIT
Total Net - PIT
Total Net

Total Net - CIT - Rounded
Total Net - PIT - Rounded
Total Net - Rounded

Total Gross - CIT
Total Gross - PIT

Income Inclusion - CIT
Income Inclusion - PIT

Total Net - CIT
Total Net - PIT
Total Net

Total Net - CIT - Rounded
Total Net - PIT - Rounded
Total Net - Rounded

		Share of cost	\$ million							Share of cost
			2017	2018	Total	Total adjusted for share	Partnerhsips only	Total Without Tax exempt and partnerhsips		

Total Gross - CIT
Total Gross - PIT

Income Inclusion - CIT
Income Inclusion - PIT

Total Net - CIT
Total Net - PIT
Total Net

Total Net - CIT - Rounded
Total Net - PIT - Rounded
Total Net - Rounded

Total Gross - CIT
Total Gross - PIT

Income Inclusion - CIT
Income Inclusion - PIT

Total Net - CIT
Total Net - PIT
Total Net

Total Net - CIT - Rounded
Total Net - PIT - Rounded
Total Net - Rounded

		Share of cost	\$ million							Share of cost
--	--	---------------	------------	--	--	--	--	--	--	---------------

[illegible]

Total Net - CIT
Total Net - PIT
Total Net

Total Net - CIT - Rounded
Total Net - PIT - Rounded
Total Net - Rounded

Total Net - CIT
Total Net - PIT
Total Net

Total Net - CIT - Rounded
Total Net - PIT - Rounded
Total Net - Rounded

	Share of cost	\$ million							Share of cost
							Total Without Tax exempt and partnerships		
		2017	2018	Total	Total adjusted for share	Partnerships only			

Total Gross - CIT
Total Gross - PIT

Total Gross - CIT
Total Gross - PIT

Income Inclusion - CIT
Income Inclusion - PIT

Income Inclusion - CIT
Income Inclusion - PIT

Total Net - CIT
Total Net - PIT
Total Net

Total Net - CIT
Total Net - PIT
Total Net

Total Net - CIT - Rounded
Total Net - PIT - Rounded
Total Net - Rounded

Total Net - CIT - Rounded
Total Net - PIT - Rounded
Total Net - Rounded

	Share of cost	\$ million							Share of cost
							Total Without Tax exempt and partnerships		
		2017	2018	Total	Total adjusted for share	Partnerships only			

Total Gross - CIT
Total Gross - PIT

Income Inclusion - CIT
Income Inclusion - PIT

Total Net - CIT
Total Net - PIT
Total Net

Total Net - CIT - Rounded
Total Net - PIT - Rounded
Total Net - Rounded

	Share of cost	\$ million				
		Total Without Tax exempt and partnerhsips				
		2017	2018	Total	Total adjusted for share	Partnerhsips only

--

--

Total Gross - CIT
Total Gross - PIT

Income Inclusion - CIT
Income Inclusion - PIT

Total Net - CIT
Total Net - PIT
s.69(1)(g) re: (d)
s.69(1)(g) re: (e)

Total Gross - CIT
Total Gross - PIT

Income Inclusion - CIT
Income Inclusion - PIT

Total Net - CIT
Total Net - PIT
Total Net

Total Net - CIT - Rounded
Total Net - PIT - Rounded
Total Net - Rounded

	Share of cost
--	---------------

--

Total Gross - CIT
Total Gross - PIT

Income Inclusion - CIT
Income Inclusion - PIT

Total Net - CIT
Total Net - PIT

Total Net

Total Net - CIT - Rounded
Total Net - PIT - Rounded
Total Net - Rounded

Total Net

Total Net - CIT - Rounded
Total Net - PIT - Rounded
Total Net - Rounded

	Share of cost	\$ million							Share of cost
							Total Without Tax exempt and partnerships		
		2017	2018	Total	Total adjusted for share	Partnerships only			

Total Gross - CIT
Total Gross - PIT

Total Gross - CIT
Total Gross - PIT

Income Inclusion - CIT
Income Inclusion - PIT

Income Inclusion - CIT
Income Inclusion - PIT

Total Net - CIT
Total Net - PIT
Total Net

Total Net - CIT
Total Net - PIT
Total Net

Total Net - CIT - Rounded
Total Net - PIT - Rounded
Total Net - Rounded

Total Net - CIT - Rounded
Total Net - PIT - Rounded
Total Net - Rounded

	Share of cost	\$ million							Share of cost
							Total Without Tax exempt and partnerships		
		2017	2018	Total	Total adjusted for share	Partnerships only			

Total Gross - CIT
Total Gross - PIT

Total Gross - CIT
Total Gross - PIT

Income Inclusion - CIT
Income Inclusion - PIT

Income Inclusion - CIT
Income Inclusion - PIT

s.69(1)(g) re: (d)
s.69(1)(g) re: (e)

Total Net - CIT
Total Net - PIT
Total Net

Total Net - CIT - Rounded
Total Net - PIT - Rounded
Total Net - Rounded

Total Net - CIT
Total Net - PIT
Total Net

Total Net - CIT - Rounded
Total Net - PIT - Rounded
Total Net - Rounded

	Share of cost	\$ million					
		2017	2018	Total	Total adjusted for share	Partnerhsips only	Total Without Tax exempt and partnerhsips

Share of cost

Total Gross - CIT
Total Gross - PIT

Total Gross - CIT
Total Gross - PIT

Income Inclusion - CIT
Income Inclusion - PIT

Income Inclusion - CIT
Income Inclusion - PIT

Total Net - CIT
Total Net - PIT
Total Net

Total Net - CIT
Total Net - PIT
Total Net

Total Net - CIT - Rounded
Total Net - PIT - Rounded
Total Net - Rounded

Total Net - CIT - Rounded
Total Net - PIT - Rounded
Total Net - Rounded

	Share of cost	\$ million					
		2017	2018	Total	Total adjusted for share	Partnerhsips only	Total Without Tax exempt and partnerhsips

Share of cost

Total Gross - CIT
Total Gross - PIT

Total Gross - CIT
Total Gross - PIT

Income Inclusion - CIT
Income Inclusion - PIT

s.69(1)(g) re: (d)
s.69(1)(g) re: (e)

Income Inclusion - CIT
Income Inclusion - PIT

Total Net - CIT
Total Net - PIT
Total Net

Total Net - CIT - Rounded
Total Net - PIT - Rounded
Total Net - Rounded

Total Net - CIT
Total Net - PIT
Total Net

Total Net - CIT - Rounded
Total Net - PIT - Rounded
Total Net - Rounded

s.69(1)(g) re: (d)
s.69(1)(g) re: (e)

\$ million				
2017	2018	Total	Total adjusted for SI Partnerhsips only	Total Without Tax exempt and partnerhsips

s.69(1)(g) re: (d)

s.69(1)(g) re: (e)

\$ million				
2017	2018	Total	Total adjusted for SI Partnerhsips only	Total Without Tax exempt and partnerhsips

s.69(1)(g) re: (d)

s.69(1)(g) re: (e)



\$ million				
2017	2018	Total	Total adjusted for sl Partnerhsips only	Total Without Tax exempt and partnerhsips

s.69(1)(g) re: (d)
s.69(1)(g) re: (e)


\$ million				
2017	2018	Total	Total adjusted for sl Partnerhsips only	Total Without Tax exempt and partnerhsips
11,878	12,166	11,511	2,822	2,521

\$ million				
2017	2018	Total	Total adjusted for sl Partnerhsips only	Total Without Tax exempt and partnerhsips

s.69(1)(g) re: (d)
s.69(1)(g) re: (e)

\$ million				
				Total Without Tax exempt and partnerhsips
2017	2018	Total	Total adjusted for SI Partnerhsips only	

s.69(1)(g) re: (d)
s.69(1)(g) re: (e)



\$ million				
2017	2018	Total	Total adjusted for sl Partnerhsips only	Total Without Tax exempt and partnerhsips

s.69(1)(g) re: (d)
s.69(1)(g) re: (e)

\$ million				
2017	2018	Total	Total adjusted for sl Partnerhsips only	Total Without Tax exempt and partnerhsips



\$ million				
				Total Without Tax exempt and partnerhsips
2017	2018	Total	Total adjusted for sl Partnerhsips only	

s.69(1)(g) re: (d)
s.69(1)(g) re: (e)




\$ million				
------------	--	--	--	--

				Total Without Tax exempt and partnerhsips
2017	2018	Total	Total adjusted for sl Partnerhsips only	

s.69(1)(g) re: (d)
s.69(1)(g) re: (e)

\$ million				Total Without Tax exempt and partnerhsips
2017	2018	Total	Total adjusted for sl Partnerhsips only	



s.69(1)(g) re: (d)

s.69(1)(g) re: (e)

	2017	2018	Total	Total adjusted for share	Partnerhsips only	Total Without Tax exempt and partnerhsips	2017	2018	Total	Total adjusted for share	Partnerhsips only	Total Without Tax exempt and partnerhsips
Total Gross - CIT							Total Gross - CIT					
Total Gross - PIT							Total Gross - PIT					
Income Inclusion - CIT							Income Inclusion - CIT					
Income Inclusion - PIT							Income Inclusion - PIT					
Total Net - CIT							Total Net - CIT					
Total Net - PIT							Total Net - PIT					
Total Net							Total Net					
Total Net - CIT - Rounded							Total Net - CIT - Rounded					
Total Net - PIT - Rounded							Total Net - PIT - Rounded					
Total Net - Rounded							Total Net - Rounded					

s.69(1)(g) re: (d)
s.69(1)(g) re: (e)

2017 increase		1.069340651
Available 4 weeks	0.076923077	

Unincorporated			For 4 weeks
	2017		
	2018		

T2125 salary and wages	Gross up by 1/0.87 based on PIT quant group
6,315,241,942	7,258,898,784
share of empl inc	3.22%

Cost for corporations			
year	number_employer	sum_add_wage_sub_emplr	For 4 weeks
	2017		
	2018		

436300

Qualifying ccpc only			
year	COUNT_of_INT_BN	SUM_of_sum_empt_incamt	sum_add_wage_sub_emplr
	2018		

Unincorporated			For 4 weeks
	2017		
	2018		

T2125 salary and wages	Gross up by 1/0.87 based on PIT quant group
6,315,241,942	7,258,898,784
share of empl inc	3.22%

s.69(1)(g) re: (d)
s.69(1)(g) re: (e)

Cost for corporations			
year	number_employer	sum_add_wage_sub_emplr	For 4 weeks

436300

Qualifying ccpc only			
year	COUNT_of_INT_BN	SUM_of_sum_empt_incamt	sum_add_wage_sub_emplr
	2018		

Unincorporated			For 4 weeks
	2017		
	2018		

T2125 salary and wages	Gross up by 1/0.87 based on PIT quant group
6,315,241,942	7,258,898,784
share of empl inc	3.22%

Cost for corporations			
year	number_employer	sum_add_wage_sub_emplr	For 4 weeks
	2017		

	2018				436300
<u>Qualifying ccpc only</u>					
year	COUNT_of_INT_BN	SUM_of_sum_empt_incamt	sum_add_wage_sub_emplr		
	2018				

s.69(1)(g) re: (d)
s.69(1)(g) re: (e)

2017 increase	1.069340651
Available 4 weeks	0.076923077

s.69(1)(g) re: (d)
s.69(1)(g) re: (e)

Unincorporated

	For 4 weeks
2017	
2018	

T2125 salary and wages	Gross up by 1/0.87 based on PIT quant group
6,315,241,942	7,258,898,784
share of empl inc	3.22%

Cost for corporations

year	number_employer	sum_add_wage_sub_emplr	For 4 weeks
2017			
2018			

436300

Qualifying ccpc only

year	COUNT_of_INT_BN	SUM_of_sum_empt_incamt	sum_add_wage_sub_emplr
2018			

Unincorporated

	For 4 weeks
2017	
2018	

T2125 salary and wages	Gross up by 1/0.87 based on PIT quant group
6,315,241,942	7,258,898,784
share of empl inc	3.22%

Cost for corporations

year	number_employer	sum_add_wage_sub_emplr	For 4 weeks
2017			
2018			

436300

Qualifying ccpc only

year	COUNT_of_INT_BN	SUM_of_sum_empt_incamt	sum_add_wage_sub_emplr
2018			

Unincorporated

	For 4 weeks
2017	
2018	

T2125 salary and wages	Gross up by 1/0.87 based on PIT quant group
6,315,241,942	7,258,898,784
share of empl inc	3.22%

Cost for corporations

year	number_employer	sum_add_wage_sub_emplr	For 4 weeks
------	-----------------	------------------------	-------------

2018

436300

Qualifying ccpc only

yearCOUNT_of_INT_BNSUM_of_sum_empt_incamtsum_add_wage_sub_emplr

s.69(1)(g) re: (d)
s.69(1)(g) re: (e)

2017 increase	1.069340651
Available 4 weeks	0.076923077

Unincorporated

		For 4 weeks
2017		
2018		

T2125 salary and wages	Gross up by 1/0.87 based on PIT quant group
6,315,241,942	7,258,898,784
share of empl inc	3.22%

Cost for corporations

year	number_employer	sum_add_wage_sub_emplr	For 4 weeks
2017			
2018			

s.69(1)(g) re: (d)
s.69(1)(g) re: (e)

436300

Qualifying ccpc only

year	COUNT_of_INT_BN	SUM_of_sum_empt_incamt	sum_add_wage_sub_emplr
2018			32.1%

Unincorporated

		For 4 weeks
2017		
2018		

T2125 salary and wages	Gross up by 1/0.87 based on PIT quant group
6,315,241,942	7,258,898,784
share of empl inc	3.22%

Cost for corporations

year	number_employer	sum_add_wage_sub_emplr	For 4 weeks
2017			
2018			

436300

Qualifying ccpc only

year	COUNT_of_INT_BN	SUM_of_sum_empt_incamt	sum_add_wage_sub_emplr
2018			

Unincorporated

		For 4 weeks
2017		
2018		

T2125 salary and wages	Gross up by 1/0.87 based on PIT quant group
6,315,241,942	7,258,898,784
share of empl inc	3.22%

Cost for corporations

year	number_employer	sum_add_wage_sub_emplr	For 4 weeks
2017			

2018

436300

Qualifying ccpc only

yearCOUNT_of_INT_BNSUM_of_sum_empt_incamtsum_add_wage_sub_emplr

s.69(1)(g) re: (d)
s.69(1)(g) re: (e)

2017 increase	1.069340651
Available 4 weeks	0.076923077

Unincorporated

		For 4 weeks
2017		
2018		

T2125 salary and wages	Gross up by 1/0.87 based on PIT quant group
6,315,241,942	7,258,898,784
share of empl inc	3.22%

Cost for corporations

year	number_employer	sum_add_wage_sub_emplr	For 4 weeks
2017			
2018			

436300

s.69(1)(g) re: (d)
s.69(1)(g) re: (e)

Qualifying ccpc only

year	COUNT_of_INT_BN	SUM_of_sum_empt_incamt	sum_add_wage_sub_emplr
2018			

Unincorporated

		For 4 weeks
2017		
2018		

T2125 salary and wages	Gross up by 1/0.87 based on PIT quant group
6,315,241,942	7,258,898,784
share of empl inc	3.22%

Cost for corporations

year	number_employer	sum_add_wage_sub_emplr	For 4 weeks
2017			
2018			

436300

Qualifying ccpc only

year	COUNT_of_INT_BN	SUM_of_sum_empt_incamt	sum_add_wage_sub_emplr
2018			

Unincorporated

		For 4 weeks
2017		
2018		

T2125 salary and wages	Gross up by 1/0.87 based on PIT quant group
6,315,241,942	7,258,898,784
share of empl inc	3.22%

Cost for corporations

year	number_employer	sum_add_wage_sub_emplr	For 4 weeks
2017			

	2018			
<u>Qualifying ccpc only</u>				
year	COUNT_of_INT_BN	SUM_of_sum_empt_incamt	sum_add_wage_sub_emplr	
	2018			

436300

s.69(1)(g) re: (d)
s.69(1)(g) re: (e)

Qualifying ccpc only			
year	COUNT_of_INT_BN	SUM_of_sum_empt_incamt	sum_add_wage_sub_emplr
2018			

s.69(1)(g) re: (d)
s.69(1)(g) re: (e)

2017 increase	1.069340651
Available 4 weeks	0.076923077

--

Unincorporated		For 4 weeks
2017		
2018		

T2125 salary and wages	Gross up by 1/0.87 based on PIT quant group
6,315,241,942	7,258,898,784
share of empl inc	3.22%

Cost for corporations				
year	number_employer	sum_add_wage_sub_emplr	For 4 weeks	
2017				
2018				

436300

s.69(1)(g) re: (d)
s.69(1)(g) re: (e)

Qualifying ccpc only				
year	COUNT_of_INT_BN	SUM_of_sum_empt_incamt	sum_add_wage_sub_emplr	
2018				

Unincorporated		For 4 weeks
2017		
2018		

T2125 salary and wages	Gross up by 1/0.87 based on PIT quant group
6,315,241,942	7,258,898,784
share of empl inc	3.22%

Cost for corporations				
year	number_employer	sum_add_wage_sub_emplr	For 4 weeks	
2017				
2018				

436300

Qualifying ccpc only				
year	COUNT_of_INT_BN	SUM_of_sum_empt_incamt	sum_add_wage_sub_emplr	
2018				

Unincorporated			For 4 weeks
2017		#DIV/0!	#DIV/0!
2018	0	#DIV/0!	#DIV/0!

T2125 salary and wages	Gross up by 1/0.87 based on PIT quant group
6,315,241,942	7,258,898,784
share of empl inc	#DIV/0!

Cost for corporations				
year	number_employer	sum_add_wage_sub_emplr	For 4 weeks	
2017		0		0

	2018			436300
<u>Qualifying ccpc only</u>				
year	COUNT_of_INT_BN	SUM_of_sum_empt_incamt	sum_add_wage_sub_emplr	
	2018			

s.69(1)(g) re: (d)
s.69(1)(g) re: (e)

2017 increase	1.069340651
Available 4 weeks	0.076923077

--

Unincorporated			For 4 weeks
2017			
2018			

T2125 salary and wages	Gross up by 1/0.87 based on PIT quant group
6,315,241,942	7,258,898,784
share of empl inc	3.22%

Cost for corporations				
year	number_employer	sum_add_wage_sub_emplr	For 4 weeks	
2017		458,600,600,600	25,376,100,600	
2018				436300

Qualifying ccpc only				
year	COUNT_of_INT_BN	SUM_of_sum_empt_incamt	sum_add_wage_sub_emplr	
2018				

s.69(1)(g) re: (d)
s.69(1)(g) re: (e)

Unincorporated			For 4 weeks
2017			
2018			

T2125 salary and wages	Gross up by 1/0.87 based on PIT quant group
6,315,241,942	7,258,898,784
share of empl inc	3.22%

Cost for corporations				
year	number_employer	sum_add_wage_sub_emplr	For 4 weeks	
2017				
2018				436300

Qualifying ccpc only				
year	COUNT_of_INT_BN	SUM_of_sum_empt_incamt	sum_add_wage_sub_emplr	
2018				

Unincorporated			For 4 weeks
2017			
2018			

T2125 salary and wages	Gross up by 1/0.87 based on PIT quant group
6,315,241,942	7,258,898,784
share of empl inc	3.22%

Cost for corporations				
year	number_employer	sum_add_wage_sub_emplr	For 4 weeks	
2017		458,600,600,600	25,376,100,600	
2018				436300

Qualifying ccpc only			
year	COUNT_of_INT_BN	SUM_of_sum_empt_incamt	sum_add_wage_sub_emplr
2018			

Unincorporated		For 4 weeks
2017		
2018		

T2125 salary and wages	Gross up by 1/0.87 based on PIT quant group
6,315,241,942	7,258,898,784
share of empl inc	3.22%

Cost for corporations			
year	number_employer	sum_add_wage_sub_emplr	For 4 weeks
2017			
2018			

436300

Qualifying ccpc only			
year	COUNT_of_INT_BN	SUM_of_sum_empt_incamt	sum_add_wage_sub_emplr
2018			

s.69(1)(g) re: (d)
s.69(1)(g) re: (e)

2017 increase	1.069340651
Available 4 weeks	0.076923077

Unincorporated			For 4 weeks	
	2017		3,788,479,852	291,421,527
	2018	0	3,542,818,511	272,524,501
			T2125 salary and wages	Gross up by 1/0.87 based on PIT quant group
			6,315,241,942	7,258,898,784
			share of empl inc	3.21%

Cost for corporations			For 4 weeks		s.69(1)(g) re: (d)
year	number_employer	sum_wage_sub_emplr			s.69(1)(g) re: (e)
	2017				
	2018			436300	

Qualifying ccpc only			
year	COUNT_of_INT_BN	SUM_of_sum_empt_incamt	sum_wage_sub_emplr
	2018		

Partnership only			
year	COUNT_of_INT_BN	SUM_of_sum_empt_incamt	sum_wage_sub_emplr
	2018		

NPO only			
year	COUNT_of_INT_BN	SUM_of_sum_empt_incamt	sum_wage_sub_emplr
	2018		

Charities only			
year	COUNT_of_INT_BN	SUM_of_sum_empt_incamt	sum_wage_sub_emplr
	2018		

Unincorporated			For 4 weeks	
	2017			
	2018			
			T2125 salary and wages	Gross up by 1/0.87 based on PIT quant group
			6,315,241,942	7,258,898,784
			share of empl inc	3.21%

Cost for corporations			For 4 weeks	
year	number_employer	sum_wage_sub_emplr		
	2017			
	2018			436300

Qualifying ccpc only			
year	COUNT_of_INT_BN	SUM_of_sum_empt_incamt	sum_wage_sub_emplr
2018			

Partnership only			
year	COUNT_of_INT_BN	SUM_of_sum_empt_incamt	sum_wage_sub_emplr
2018			

NPO only			
year	COUNT_of_INT_BN	SUM_of_sum_empt_incamt	sum_wage_sub_emplr
2018			

Charities only			
year	COUNT_of_INT_BN	SUM_of_sum_empt_incamt	sum_wage_sub_emplr
2018			

year	number_employer	sum_wage_sub_emplr	For 4 weeks
2017		-	-
2018			

Unincorporated			
2017		-	-
2018			

T2125 salary and wages

Gross up by 1/0.87 based on PIT quant group

6,315,241,9427,258,898,784

share of empl inc#DIV/0!

Cost for corporations			
year	number_employer	sum_wage_sub_emplr	For 4 weeks
2017			
2018			436300

Qualifying ccpc only			
year	COUNT_of_INT_BN	SUM_of_sum_empt_incamt	sum_wage_sub_emplr
2018			

Partnership only			
year	COUNT_of_INT_BN	SUM_of_sum_empt_incamt	sum_wage_sub_emplr
2018			

s.69(1)(g) re: (d)

s.69(1)(g) re: (e)

NPO only			
year	COUNT_of_INT_BN	SUM_of_sum_empt_incamt	sum_wage_sub_emplr
2018			

Charities only

year	COUNT_of_INT_BN	SUM_of_sum_empt_incamt	sum_wage_sub_emplr
2018			

s.69(1)(g) re: (d)
s.69(1)(g) re: (e)

2017 increase	1.069340651
Available 4 weeks	0.076923077

--

Unincorporated

For 4 weeks

2017
2018

T2125 salary and wages Gross up by 1/0.87 based on PIT quant group
6,315,241,942 7,258,898,784
share of empl inc 3.21%

Cost for corporations

year	number_employer	sum_wage_sub_emplr	For 4 weeks
2017			
2018			

436300

s.69(1)(g) re: (d)
s.69(1)(g) re: (e)

Qualifying ccpc only

year	COUNT_of_INT_BN	SUM_of_sum_empt_incamt	sum_wage_sub_emplr
2018			

Partnership only

year	COUNT_of_INT_BN	SUM_of_sum_empt_incamt	sum_wage_sub_emplr
2018			

NPO only

year	COUNT_of_INT_BN	SUM_of_sum_empt_incamt	sum_wage_sub_emplr
2018			

Charities only

year	COUNT_of_INT_BN	SUM_of_sum_empt_incamt	sum_wage_sub_emplr
2018			

Unincorporated

For 4 weeks

2017
2018

T2125 salary and wages Gross up by 1/0.87 based on PIT quant group
6,315,241,942 7,258,898,784
share of empl inc 3.21%

Cost for corporations

year	number_employer	sum_wage_sub_emplr	For 4 weeks
2017			
2018			

436300

Qualifying ccpc only

year	COUNT_of_INT_BN	SUM_of_sum_empt_incamt	sum_wage_sub_emplr
2018			

Partnership only

year	COUNT_of_INT_BN	SUM_of_sum_empt_incamt	sum_wage_sub_emplr
2018			

NPO only

year	COUNT_of_INT_BN	SUM_of_sum_empt_incamt	sum_wage_sub_emplr
2018			

Charities only

year	COUNT_of_INT_BN	SUM_of_sum_empt_incamt	sum_wage_sub_emplr
2018			

s.69(1)(g) re: (d)

s.69(1)(g) re: (e)

year	number_employer	sum_wage_sub_emplr	For 4 weeks
2017			
2018			

Unincorporated

For 4 weeks

2017

2018

T2125 salary and wages	Gross up by 1/0.87 based on PIT quant group
6,315,241,942	7,258,898,784
share of empl inc	#DIV/0!

Cost for corporations

year	number_employer	sum_wage_sub_emplr	For 4 weeks
2017			
2018			

Qualifying ccpc only

year	COUNT_of_INT_BN	SUM_of_sum_empt_incamt	sum_wage_sub_emplr
2018			

Partnership only

year	COUNT_of_INT_BN	SUM_of_sum_empt_incamt	sum_wage_sub_emplr
2018			

NPO only

year	COUNT_of_INT_BN	SUM_of_sum_empt_incamt	sum_wage_sub_emplr
2018			

Charities only

year	COUNT_of_INT_BN	SUM_of_sum_empt_incamt	sum_wage_sub_emplr
2018			

s.69(1)(g) re: (d)
s.69(1)(g) re: (e)

2017 increase	1.069340651
Available 4 weeks	0.076923077

--

Unincorporated		For 4 weeks	T2125 salary and wages	Gross up by 1/0.87 based on PIT quant group
2017			6,315,241,942	7,258,898,784
2018			share of empl inc	3.22%

Cost for corporations			
year	number_employer	sum_add_wage_sub_emplr	For 4 weeks
2017			
2018			436300

Qualifying ccpc only				
year	COUNT_of_INT_BN	SUM_of_sum_empt_incamt	sum_add_wage_sub_emplr	
2018				s.69(1)(g) re: (d) s.69(1)(g) re: (e)

Unincorporated		For 4 weeks		
2017			T2125 salary and wages	Gross up by 1/0.87 based on PIT quant group
2018			6,315,241,942	7,258,898,784
			share of empl inc	3.22%

Cost for corporations			
year	number_employer	sum_add_wage_sub_emplr	For 4 weeks
2017			
2018			436300

Qualifying ccpc only				
year	COUNT_of_INT_BN	SUM_of_sum_empt_incamt	sum_add_wage_sub_emplr	
2018				

Unincorporated		For 4 weeks		
2017			T2125 salary and wages	Gross up by 1/0.87 based on PIT quant group
2018			6,315,241,942	7,258,898,784
			share of empl inc	3.22%

Cost for corporations			
year	number_employer	sum_add_wage_sub_emplr	For 4 weeks
2017			
2018			436300

Qualifying ccpc only			
year	COUNT_of_INT_BN	SUM_of_sum_empt_incamt	sum_add_wage_sub_emplr
2018			

Unincorporated				For 4 weeks	
2017					
2018				T2125 salary and wages	Gross up by 1/0.87 based on PIT quant group
				6,315,241,942	7,258,898,784
				share of empl inc	3.22%

Cost for corporations			
year	number_employer	sum_add_wage_sub_emplr	For 4 weeks
2017			
2018			

436300

Qualifying ccpc only			
year	COUNT_of_INT_BN	SUM_of_sum_empt_incamt	sum_add_wage_sub_emplr
2018			

s.69(1)(g) re: (d)
s.69(1)(g) re: (e)

2017 increase	1.069340651
Available 4 weeks	0.076923077

--

Unincorporated

		For 4 weeks		T2125 salary and wages	Gross up by 1/0.87 based on PIT quant group
2017				6,315,241,942	7,258,898,784
2018				share of empl inc	3.22%

Cost for corporations

year	number_employer	sum_add_wage_sub_emplr	For 4 weeks		s.69(1)(g) re: (d)
2017					
2018				436300	s.69(1)(g) re: (e)

Qualifying ccpc only

year	COUNT_of_INT_BN	SUM_of_sum_empt_incamt	sum_add_wage_sub_emplr
2018			

Unincorporated

		For 4 weeks		T2125 salary and wages	Gross up by 1/0.87 based on PIT quant group
2017				6,315,241,942	7,258,898,784
2018				share of empl inc	3.22%

Cost for corporations

year	number_employer	sum_add_wage_sub_emplr	For 4 weeks		
2017					
2018				436300	

Qualifying ccpc only

year	COUNT_of_INT_BN	SUM_of_sum_empt_incamt	sum_add_wage_sub_emplr
------	-----------------	------------------------	------------------------

Unincorporated

		For 4 weeks		T2125 salary and wages	Gross up by 1/0.87 based on PIT quant group
2017				6,315,241,942	7,258,898,784
2018				share of empl inc	3.22%

Cost for corporations

year	number_employer	sum_add_wage_sub_emplr	For 4 weeks		
2017					
2018				436300	

Qualifying ccpc only			
year	COUNT_of_INT_BN	SUM_of_sum_empt_incamt	sum_add_wage_sub_emplr
2018			

Unincorporated			
		For 4 weeks	
2017			
2018			
		T2125 salary and wages	Gross up by 1/0.87 based on PIT quant group
		6,315,241,942	7,258,898,784
		share of empl inc	3.22%

Cost for corporations			
year	number_employer	sum_add_wage_sub_emplr	For 4 weeks
2017			
2018			

436300

Qualifying ccpc only			
year	COUNT_of_INT_BN	SUM_of_sum_empt_incamt	sum_add_wage_sub_emplr
2018			

s.69(1)(g) re: (d)
s.69(1)(g) re: (e)

2017 increase	1.069340651
Available 4 weeks	0.076923077

--

Unincorporated				For 4 weeks
	2017		4,735,829,573	364,294,583
	2018	816,907	4,428,737,998	340,672,154

T2125 salary and wages	Gross up by 1/0.87 based on PIT quant group
6,315,241,942	7,258,898,784
share of empl inc	3.22%

Cost for corporations				
year	number_employer	sum_add_wage_sub_emplr		For 4 weeks
	2017			
	2018			

436300

Qualifying ccpc only				
year	COUNT_of_INT_BN	SUM_of_sum_empt_incamt	sum_add_wage_sub_emplr	
	2018			

s.69(1)(g) re: (d)
s.69(1)(g) re: (e)

Unincorporated				For 4 weeks
	2017			
	2018			

T2125 salary and wages	Gross up by 1/0.87 based on PIT quant group
6,315,241,942	7,258,898,784
share of empl inc	3.22%

Cost for corporations				
year	number_employer	sum_add_wage_sub_emplr		For 4 weeks
	2017			
	2018			

436300

Qualifying ccpc only				
year	COUNT_of_INT_BN	SUM_of_sum_empt_incamt	sum_add_wage_sub_emplr	
	2018			

Unincorporated				For 4 weeks
	2017			
	2018			

T2125 salary and wages	Gross up by 1/0.87 based on PIT quant group
6,315,241,942	7,258,898,784
share of empl inc	#DIV/0!

Cost for corporations				
year	number_employer	sum_add_wage_sub_emplr		For 4 weeks
	2017			
	2018			

436300

Qualifying ccpc only

year	COUNT_of_INT_BN	SUM_of_sum_empt_incamt	sum_add_wage_sub_emplr
2018			

s.69(1)(g) re: (d)
s.69(1)(g) re: (e)

2017 increase	1.069340651
Available 4 weeks	0.076923077

--

Unincorporated

	For 4 weeks
2017	
2018	

T2125 salary and wages	Gross up by 1/0.87 based on PIT quant group
6,315,241,942	7,258,898,784
share of empl inc	3.22%

Cost for corporations

year	number_employer	sum_add_wage_sub_emplr	For 4 weeks
2017			
2018			

436300
s.69(1)(g) re: (d)
s.69(1)(g) re: (e)

Qualifying ccpc only

year	COUNT_of_INT_BN	SUM_of_sum_empt_incamt	sum_add_wage_sub_emplr
2018			

Unincorporated

	For 4 weeks
2017	
2018	

T2125 salary and wages	Gross up by 1/0.87 based on PIT quant group
6,315,241,942	7,258,898,784
share of empl inc	3.22%

Cost for corporations

year	number_employer	sum_add_wage_sub_emplr	For 4 weeks
2017			
2018			

436300

Qualifying ccpc only

year	COUNT_of_INT_BN	SUM_of_sum_empt_incamt	sum_add_wage_sub_emplr
2018			

Unincorporated

	For 4 weeks
2017	
2018	

T2125 salary and wages	Gross up by 1/0.87 based on PIT quant group
6,315,241,942	7,258,898,784
share of empl inc	3.22%

Cost for corporations

year	number_employer	sum_add_wage_sub_emplr	For 4 weeks
2017			

	2018		
<u>Qualifying ccpc only</u>			
year	COUNT_of_INT_BN	SUM_of_sum_empt_incamt	sum_add_wage_sub_emplr
	2018		

436300

s.69(1)(g) re: (d)
s.69(1)(g) re: (e)

2017 increase	1.069340651
---------------	-------------

Available 4 weeks	0.076923077
-------------------	-------------

--	--	--

s.69(1)(g) re: (d)

s.69(1)(g) re: (e)

Unincorporated

2017	For 4 weeks
2018	

T2125 salary and wages	Gross up by 1/0.87 based on PIT quant group
6,315,241,942	7,258,898,784
share of empl inc	3.22%

Cost for corporations

year	number_employer	sum_add_wage_sub_emplr	For 4 weeks
2017			
2018			

436300

Qualifying ccpc only

year	COUNT_of_INT_BN	SUM_of_sum_empt_incamt	sum_add_wage_sub_emplr
2018			

Unincorporated

2017		2,591,013,771	199,308,752
2018	0	2,423,001,285	186,384,714

T2125 salary and wages	Gross up by 1/0.87 based on PIT quant group
6,315,241,942	7,258,898,784
share of empl inc	3.22%

Cost for corporations

year	number_employer	sum_add_wage_sub_emplr	For 4 weeks
2017			
2018			

436300

Qualifying ccpc only

year	COUNT_of_INT_BN	SUM_of_sum_empt_incamt	sum_add_wage_sub_emplr
2018			

Unincorporated

2017	For 4 weeks
2018	

T2125 salary and wages	Gross up by 1/0.87 based on PIT quant group
6,315,241,942	7,258,898,784
share of empl inc	3.22%

Cost for corporations				
year	number_employer	sum_add_wage_sub_emplr	For 4 weeks	
2017				
2018				436300
Qualifying ccpc only				
year	COUNT_of_INT_BN	SUM_of_sum_empt_incamt	sum_add_wage_sub_emplr	
2018				
Unincorporated				
2017			For 4 weeks	
2018		0		
Cost for corporations				
year	number_employer	sum_add_wage_sub_emplr	For 4 weeks	
2017				
2018				436300
Qualifying ccpc only				
year	COUNT_of_INT_BN	SUM_of_sum_empt_incamt	sum_add_wage_sub_emplr	
2018				

s.69(1)(g) re: (d)
s.69(1)(g) re: (e)

2017 increase	1.069340651
Available 4 weeks	0.076923077

Unincorporated

2017
2018

For 4 weeks

T2125 salary and wages Gross up by 1/0.87 based on PIT quant group
6,315,241,942 7,258,898,784
share of empl inc 3.22%

Cost for corporations

year	number_employer	sum_add_wage_sub_emplr	For 4 weeks
2017			
2018			

436300

s.69(1)(g) re: (d)
s.69(1)(g) re: (e)

Qualifying ccpc only

year	COUNT_of_INT_BN	SUM_of_sum_empt_incamt	sum_add_wage_sub_emplr
2018			

Unincorporated

2017
2018

For 4 weeks

T2125 salary and wages Gross up by 1/0.87 based on PIT quant group
6,315,241,942 7,258,898,784
share of empl inc 3.22%

Cost for corporations

year	number_employer	sum_add_wage_sub_emplr	For 4 weeks
2017			
2018			

436300

Qualifying ccpc only

year	COUNT_of_INT_BN	SUM_of_sum_empt_incamt	sum_add_wage_sub_emplr
2018			

Unincorporated

2017
2018

For 4 weeks

T2125 salary and wages Gross up by 1/0.87 based on PIT quant group
6,315,241,942 7,258,898,784
share of empl inc 3.22%

Cost for corporations			
year	number_employer	sum_add_wage_sub_emplr	For 4 weeks
2017			
2018			436300

Qualifying ccpc only			
year	COUNT_of_INT_BN	SUM_of_sum_empt_incamt	sum_add_wage_sub_emplr
2018			

Unincorporated			
2017			For 4 weeks
2018			
		T2125 salary and wages	Gross up by 1/0.87 based on PIT quant group
		6,315,241,942	7,258,898,784
		share of empl inc	3.22%

Cost for corporations			
year	number_employer	sum_add_wage_sub_emplr	For 4 weeks
2017			
2018			436300

Qualifying ccpc only			
year	COUNT_of_INT_BN	SUM_of_sum_empt_incamt	sum_add_wage_sub_emplr
2018			

s.69(1)(g) re: (d)

Unincorporated			
2017			For 4 weeks
2018			
		T2125 salary and wages	Gross up by 1/0.87 based on PIT quant group
		6,315,241,942	7,258,898,784
		share of empl inc	3.22%

s.69(1)(g) re: (e)

Cost for corporations			
year	number_employer	sum_add_wage_sub_emplr	For 4 weeks
2017			
2018			436300

Qualifying ccpc only			
year	COUNT_of_INT_BN	SUM_of_sum_empt_incamt	sum_add_wage_sub_emplr
2018			

% of revenue drop of maximum of \$58 700.			
Unincorporated			
2017			For 4 weeks
2018			
		T2125 salary and wages	Gross up by 1/0.87 based on PIT quant group
		6,315,241,942	7,258,898,784
		share of empl inc	3.22%

Cost for corporations			
year	number_employer	sum_add_wage_sub_emplr	For 4 weeks
2017			
2018			436300

Qualifying ccpc only

year	COUNT_of_INT_BN	SUM_of_sum_empt_incamt	sum_add_wage_sub_emplr
2018			

s.69(1)(g) re: (d)

s.69(1)(g) re: (e)

2017 increase	1.069340651
---------------	-------------

Available 4 weeks	0.076923077
-------------------	-------------

Unincorporated

2017	For 4 weeks
2018	

T2125 salary and wages	Gross up by 1/0.87 based on PIT quant group
6,315,241,942	7,258,898,784
share of empl inc	3.22%

Cost for corporations

year	number_employer	sum_add_wage_sub_emplr	For 4 weeks
2017			
2018			

436300

s.69(1)(g) re: (d)

s.69(1)(g) re: (e)

Qualifying ccpc only

year	COUNT_of_INT_BN	SUM_of_sum_empt_incamt	sum_add_wage_sub_emplr
2018			

Unincorporated

2017	For 4 weeks
2018	

T2125 salary and wages	Gross up by 1/0.87 based on PIT quant group
6,315,241,942	7,258,898,784
share of empl inc	3.22%

Cost for corporations

year	number_employer	sum_add_wage_sub_emplr	For 4 weeks
2017		-----	-----
2018			

436300

Qualifying ccpc only

year	COUNT_of_INT_BN	SUM_of_sum_empt_incamt	sum_add_wage_sub_emplr
2018			

Unincorporated

2017	For 4 weeks
2018	

T2125 salary and wages	Gross up by 1/0.87 based on PIT quant group
6,315,241,942	7,258,898,784
share of empl inc	3.22%

Cost for corporations

year	number_employer	sum_add_wage_sub_emplr	For 4 weeks
2017			
2018			

436300

Qualifying ccpc only

year	COUNT_of_INT_BN	SUM_of_sum_empt_incamt	sum_add_wage_sub_emplr
2018			

Unincorporated

year			For 4 weeks
2017			
2018			

T2125 salary and wages	Gross up by 1/0.87 based on PIT quant group
6,315,241,942	7,258,898,784
share of empl inc	3.22%

Cost for corporations

year	number_employer	sum_add_wage_sub_emplr	For 4 weeks
2017			
2018			

436300

Qualifying ccpc only

year	COUNT_of_INT_BN	SUM_of_sum_empt_incamt	sum_add_wage_sub_emplr
2018			

s.69(1)(g) re: (d)

s.69(1)(g) re: (e)

Unincorporated

year			For 4 weeks
2017			
2018			

T2125 salary and wages	Gross up by 1/0.87 based on PIT quant group
6,315,241,942	7,258,898,784
share of empl inc	3.22%

Cost for corporations

year	number_employer	sum_add_wage_sub_emplr	For 4 weeks
2017			
2018			

436300

Qualifying ccpc only

year	COUNT_of_INT_BN	SUM_of_sum_empt_incamt	sum_add_wage_sub_emplr
2018			

Unincorporated

year			For 4 weeks
2017			
2018			

T2125 salary and wages	Gross up by 1/0.87 based on PIT quant group
6,315,241,942	7,258,898,784
share of empl inc	3.22%

Cost for corporations

year	number_employer	sum_add_wage_sub_emplr	For 4 weeks
2017			
2018			

436300

Qualifying ccpc only

year	COUNT_of_INT_BN	SUM_of_sum_empt_incamt	sum_add_wage_sub_emplr
2018			

s.69(1)(g) re: (d)

s.69(1)(g) re: (e)

2017 increase	1.069340651
Available 4 weeks	0.076923077

Period 5 and 6	Period 7
----------------	----------

Unincorporated

	For 4 weeks
2017	
2018	

T2125 salary and wages	Gross up by 1/0.87 based on PIT quant group
6,315,241,942	7,258,898,784
share of empl inc	3.22%

Cost for corporations

year	number_employer	sum_wage_sub_emplr	For 4 weeks
2017			
2018			

436300

Qualifying ccpc only

year	COUNT_of_INT_BN	SUM_of_sum_empt_incamt	sum_wage_sub_emplr
2018	767,500	335,733,334,610	437,710,000,500

0.618111551

s.69(1)(g) re: (d)
s.69(1)(g) re: (e)

Unincorporated

	For 4 weeks
2017	
2018	

T2125 salary and wages	Gross up by 1/0.87 based on PIT quant group
6,315,241,942	7,258,898,784
share of empl inc	3.22%

Cost for corporations

year	number_employer	sum_wage_sub_emplr	For 4 weeks
2017			
2018			

436300

Qualifying ccpc only

year	COUNT_of_INT_BN	SUM_of_sum_empt_incamt	sum_wage_sub_emplr
2018			

Unincorporated

	For 4 weeks
2017	
2018	

T2125 salary and wages	Gross up by 1/0.87 based on PIT quant group
6,315,241,942	7,258,898,784
share of empl inc	3.22%

Cost for corporations

year	number_employer	sum_wage_sub_emplr	For 4 weeks
2017			
2018			

436300

Qualifying ccpc only			
year	COUNT_of_INT_BN	SUM_of_sum_empt_incamt	sum_wage_sub_emplr
2018			

unincorporated		For 4 weeks
2017		
2018		

Cost for corporations			
year	number_employer	sum_wage_sub_emplr	For 4 weeks
2017			
2018			

Qualifying ccpc only			
year	COUNT_of_INT_BN	SUM_of_sum_empt_incamt	sum_wage_sub_emplr
2018			

--

T2125 salary and wages	Gross up by 1/0.87 based on PIT quant group
6,315,241,942	7,258,898,784
share of empl inc	3.22%

s.69(1)(g) re: (d)
s.69(1)(g) re: (e)

2017 increase	1.069340651
Available 4 weeks	0.076923077

Period 5 and 6	Period 7
----------------	----------

Unincorporated	For 4 weeks
2017	
2018	

T2125 salary and wages	Gross up by 1/0.87 based on PIT quant group
6,315,241,942	7,258,898,784
share of empl inc	3.22%

Cost for corporations			
year	number_employer	sum_wage_sub_emplr	For 4 weeks
2017			
2018			

436300

Qualifying ccpc only			
year	COUNT_of_INT_BN	SUM_of_sum_empt_incamt	sum_wage_sub_emplr
2018			

s.69(1)(g) re: (d)
s.69(1)(g) re: (e)

Unincorporated	For 4 weeks
2017	
2018	

T2125 salary and wages	Gross up by 1/0.87 based on PIT quant group
6,315,241,942	7,258,898,784
share of empl inc	3.22%

Cost for corporations			
year	number_employer	sum_wage_sub_emplr	For 4 weeks
2017			
2018			

436300

Qualifying ccpc only			
year	COUNT_of_INT_BN	SUM_of_sum_empt_incamt	sum_wage_sub_emplr
2018			

Unincorporated	For 4 weeks
2017	
2018	

T2125 salary and wages	Gross up by 1/0.87 based on PIT quant group
6,315,241,942	7,258,898,784
share of empl inc	3.22%

Cost for corporations			
year	number_employer	sum_wage_sub_emplr	For 4 weeks
2017		222 172 272 227	17 622 221 227
2018			

436300

Qualifying ccpc only			
year	COUNT_of_INT_BN	SUM_of_sum_empt_incamt	sum_wage_sub_emplr
2018			

Unincorporated		For 4 weeks
2017		
2018		

Cost for corporations			
year	number_employer	sum_wage_sub_emplr	For 4 weeks
2017			
2018			

Qualifying ccpc only			
year	COUNT_of_INT_BN	SUM_of_sum_empt_incamt	sum_wage_sub_emplr
2018			

--

T2125 salary and wages	Gross up by 1/0.87 based on PIT quant group	
6,315,241,942	7,258,898,784	
share of empl inc	3.22%	s.69(1)(g) re: (d)
		s.69(1)(g) re: (e)

436300

2017 increase	1.069340651
Available 4 weeks	0.076923077

Period 5 and 6	Period 7
----------------	----------

Unincorporated	For 4 weeks
2017	
2018	

T2125 salary and wages	Gross up by 1/0.87 based on PIT quant group
6,315,241,942	7,258,898,784
share of empl inc	3.22%

<u>Cost for corporations</u>			
year	number_employer	sum_wage_sub_emplr	For 4 weeks
2017			
2018			

436300

Qualifying ccpc only			
year	COUNT_of_INT_BN	SUM_of_sum_empt_incamt	sum_wage_sub_emplr
2018			

s.69(1)(g) re: (d)
s.69(1)(g) re: (e)

Unincorporated	For 4 weeks
2017	
2018	

T2125 salary and wages	Gross up by 1/0.87 based on PIT quant group
6,315,241,942	7,258,898,784
share of empl inc	3.22%

Cost for corporations			
year	number_employer	sum_wage_sub_emplr	For 4 weeks
2017			
2018			

436300

Qualifying ccpc only			
year	COUNT_of_INT_BN	SUM_of_sum_empt_incamt	sum_wage_sub_emplr
2018			

Unincorporated	For 4 weeks
2017	
2018	

T2125 salary and wages	Gross up by 1/0.87 based on PIT quant group
6,315,241,942	7,258,898,784
share of empl inc	3.22%

Cost for corporations			
year	number_employer	sum_wage_sub_emplr	For 4 weeks
2017			
2018			

436300

Qualifying ccpc only

year	COUNT_of_INT_BN	SUM_of_sum_empt_incamt	sum_wage_sub_emplr
2018			

Unincorporated

2017	For 4 weeks
2018	

T2125 salary and wages	Gross up by 1/0.87 based on PIT quant group
6,315,241,942	7,258,898,784
share of empl inc	3.22%

Cost for corporations

year	number_employer	sum_wage_sub_emplr	For 4 weeks
2017			
2018			

436300

Qualifying ccpc only

year	COUNT_of_INT_BN	SUM_of_sum_empt_incamt	sum_wage_sub_emplr
2018			

s.69(1)(g) re: (d)

s.69(1)(g) re: (e)

2017 increase	1.069340651
Available 4 weeks	0.076923077

s.18(d)
s.21(1)(b)

Period 5 and 6	Period 7
----------------	----------

Unincorporated	For 4 weeks
2017	
2018	

T2125 salary and wages	Gross up by 1/0.87 based on PIT quant group
6,315,241,942	7,258,898,784
share of empl inc	3.22%

Cost for corporations			
year	number_employer	sum_wage_sub_emplr	For 4 weeks
2017			
2018			

436300
s.69(1)(g) re: (d)
s.69(1)(g) re: (e)

Qualifying ccpc only			
year	COUNT_of_INT_BN	SUM_of_sum_empt_incamt	sum_wage_sub_emplr
2018			

Unincorporated	For 4 weeks
2017	
2018	

T2125 salary and wages	Gross up by 1/0.87 based on PIT quant group
6,315,241,942	7,258,898,784
share of empl inc	3.22%

<u>Cost for corporations</u>			
year	number_employer	sum_wage_sub_emplr	For 4 weeks
2017			
2018			

436300

Qualifying ccpc only			
year	COUNT_of_INT_BN	SUM_of_sum_empt_incamt	sum_wage_sub_emplr
2018			

Unincorporated	For 4 weeks
2017	
2018	

T2125 salary and wages	Gross up by 1/0.87 based on PIT quant group
6,315,241,942	7,258,898,784
share of empl inc	3.22%

<u>Cost for corporations</u>			
year	number_employer	sum_wage_sub_emplr	For 4 weeks
2017			
2018			

436300

Qualifying ccpc only			
year	COUNT_of_INT_BN	SUM_of_sum_empt_incamt	sum_wage_sub_emplr
2018			

Unincorporated			
			For 4 weeks
2017			
2018			

Cost for corporations			
year	number_employer	sum_wage_sub_emplr	For 4 weeks
2017			
2018			

Qualifying ccpc only			
year	COUNT_of_INT_BN	SUM_of_sum_empt_incamt	sum_wage_sub_emplr
2018			

--

T2125 salary and wages	Gross up by 1/0.87 based on PIT quant group
6,315,241,942	7,258,898,784
share of empl inc	3.22%

s.69(1)(g) re: (d)
s.69(1)(g) re: (e)

2017 increase	1.069340651
Available 4 weeks	0.076923077

Period 5	Period 6
----------	----------

Unincorporated		For 4 weeks	T2125 salary and wages	Gross up by 1/0.87 based on PIT quant group
2017			6,315,241,942	7,258,898,784
2018			share of empl inc	3.22%

Cost for corporations		For 4 weeks		
year	number_employer	sum_add_wage_sub_emplr		
2017				
2018			436300	

Qualifying ccpc only				s.69(1)(g) re: (d)
year	COUNT_of_INT_BN	SUM_of_sum_empt_incamt	sum_add_wage_sub_emplr	s.69(1)(g) re: (e)
2018				

Unincorporated		For 4 weeks	T2125 salary and wages	Gross up by 1/0.87 based on PIT quant group
2017			6,315,241,942	7,258,898,784
2018			share of empl inc	3.22%

Cost for corporations		For 4 weeks		
year	number_employer	sum_add_wage_sub_emplr		
2017				
2018			436300	

Qualifying ccpc only				
year	COUNT_of_INT_BN	SUM_of_sum_empt_incamt	sum_add_wage_sub_emplr	
2018				

Unincorporated		For 4 weeks	T2125 salary and wages	Gross up by 1/0.87 based on PIT quant group
2017			6,315,241,942	7,258,898,784
2018			share of empl inc	3.22%

Cost for corporations		For 4 weeks		
year	number_employer	sum_add_wage_sub_emplr		
2017				
2018			436300	

Qualifying ccpc only			
year	COUNT_of_INT_BN	SUM_of_sum_empt_incamt	sum_add_wage_sub_emplr
2018			

Unincorporated		For 4 weeks
2017		
2018		

T2125 salary and wages	Gross up by 1/0.87 based on PIT quant group
6,315,241,942	7,258,898,784
share of empl inc	3.22%

Cost for corporations			
year	number_employer	sum_add_wage_sub_emplr	For 4 weeks
2017			
2018			

436300

Qualifying ccpc only			
year	COUNT_of_INT_BN	SUM_of_sum_empt_incamt	sum_add_wage_sub_emplr
2018			

s.69(1)(g) re: (d)
s.69(1)(g) re: (e)

Pages 2215 to / à 2222

are duplicates

sont des duplicatas

2017 increase	1.069340651
Available 4 weeks	0.076923077

--

--	--	--	--	--	--

--	--	--	--	--	--

year	number_employer	sum_wage_sub_emplr	For 4 weeks
	2017		
	2018		

Unincorporated		For 4 weeks
	2017	
	2018	

T2125 salary and wages	Gross up by 1/0.87 based on PIT quant group
6,315,241,942	7,258,898,784
share of empl inc	3.22%

Cost for corporations			For 4 weeks
year	number_employer	sum_add_wage_sub_emplr	
	2017		
	2018		

436300

Qualifying ccpc only			
year	COUNT_of_INT_BN	SUM_of_sum_empt_incamt	sum_add_wage_sub_emplr
	2018		

s.69(1)(g) re: (d)
s.69(1)(g) re: (e)

Partnership only			
year	COUNT_of_INT_BN	SUM_of_sum_empt_incamt	sum_add_wage_sub_emplr
	2018		

NPO only			
year	COUNT_of_INT_BN	SUM_of_sum_empt_incamt	sum_add_wage_sub_emplr
	2018		

Charities only			
year	COUNT_of_INT_BN	SUM_of_sum_empt_incamt	sum_add_wage_sub_emplr
	2018		

year	number_employer	sum_wage_sub_emplr	For 4 weeks
	2017		
	2018		

Unincorporated		For 4 weeks
	2017	

	2018		
<div>Charities only</div>			
year	COUNT_of_INT_BN	SUM_of_sum_empt_incamt	sum_add_wage_sub_emplr
	2018		

s.69(1)(g) re: (d)
s.69(1)(g) re: (e)

2018	0	T2125 salary and wages	Gross up by 1/0.87 based on PIT quant group
		6,315,241,942	7,258,898,784
		share of empl inc	3.22%

Cost for corporations			
year	number_employer	sum_add_wage_sub_emplr	For 4 weeks
2017			
2018			

Qualifying ccpc only			
year	COUNT_of_INT_BN	SUM_of_sum_empt_incant	sum_add_wage_sub_emplr
2018			

Partnership only			
year	COUNT_of_INT_BN	SUM_of_sum_empt_incant	sum_add_wage_sub_emplr
2018			

NPO only			
year	COUNT_of_INT_BN	SUM_of_sum_empt_incant	sum_add_wage_sub_emplr
2018			

Charities only			
year	COUNT_of_INT_BN	SUM_of_sum_empt_incant	sum_add_wage_sub_emplr
2018			

year	number_employer	sum_wage_sub_emplr	For 4 weeks
2017			
2018			

<u>Unincorporated</u>	For 4 weeks
2017	
2018	

T2125 salary and wages	Gross up by 1/0.87 based on PIT quant group
6,315,241,942	7,258,898,784
share of empl inc	3.22%

<u>Cost for corporations</u>			
year	number_employer	sum_add_wage_sub_emplr	For 4 weeks
2017			
2018			

Qualifying ccpc only			
year	COUNT_of_INT_BN	SUM_of_sum_empt_incant	sum_add_wage_sub_emplr
2018			

Partnership only			
year	COUNT_of_INT_BN	SUM_of_sum_empt_incamt	sum_add_wage_sub_emplr
2018			

NPO only			
year	COUNT_of_INT_BN	SUM_of_sum_empt_incant	sum_add_wage_sub_emplr

s.69(1)(g) re: (d)

s.69(1)(g) re: (e)

2018

Charities only

year	COUNT_of_INT_BN	SUM_of_sum_empt_incamt	sum_add_wage_sub_emplr
2018			

s.69(1)(g) re: (d)
s.69(1)(g) re: (e)

2017 increase	1.069340651
Available 4 weeks	0.076923077

year	number_employer	sum_wage_sub_emplr	For 4 weeks
	2017		
	2018		

Unincorporated		For 4 weeks
	2017	
	2018	

T2125 salary and wages	Gross up by 1/0.87 based on PIT quant group	s.69(1)(g) re: (d)
6,315,241,942	7,258,898,784	s.69(1)(g) re: (e)
share of empl inc	3.22%	

<u>Cost for corporations</u>			
year	number_employer	sum_add_wage_sub_emplr	For 4 weeks
	2017		
	2018		

436300

Qualifying ccpc only			
year	COUNT_of_INT_BN	SUM_of_sum_empt_incamt	sum_add_wage_sub_emplr
	2018		

Partnership only			
year	COUNT_of_INT_BN	SUM_of_sum_empt_incamt	sum_add_wage_sub_emplr
	2018		

NPO only			
year	COUNT_of_INT_BN	SUM_of_sum_empt_incamt	sum_add_wage_sub_emplr
	2018		

Charities only			
year	COUNT_of_INT_BN	SUM_of_sum_empt_incamt	sum_add_wage_sub_emplr
	2018		

year	number_employer	sum_wage_sub_emplr	For 4 weeks
	2017		
	2018		

Unincorporated			For 4 weeks		
	2017				
	2018			T2125 salary and wages	Gross up by 1/0.87 based on PIT quant group
				6,315,241,942	7,258,898,784
				share of empl inc	3.22%

Cost for corporations					
year	number_employer	sum_add_wage_sub_emplr	For 4 weeks		
	2017				
	2018			436300	

Qualifying ccpc only					
year	COUNT_of_INT_BN	SUM_of_sum_empt_incamt	sum_add_wage_sub_emplr		
	2018			#REF!	

Partnership only					
year	COUNT_of_INT_BN	SUM_of_sum_empt_incamt	sum_add_wage_sub_emplr		
	2018				

NPO only					
year	COUNT_of_INT_BN	SUM_of_sum_empt_incamt	sum_add_wage_sub_emplr		
	2018				

Charities only					
year	COUNT_of_INT_BN	SUM_of_sum_empt_incamt	sum_add_wage_sub_emplr		
	2018				

s.69(1)(g) re: (d)
s.69(1)(g) re: (e)

year	number_employer	sum_wage_sub_emplr	For 4 weeks		
	2017				
	2018				

Unincorporated			For 4 weeks		
	2017				
	2018			T2125 salary and wages	Gross up by 1/0.87 based on PIT quant group
				6,315,241,942	7,258,898,784
				share of empl inc	3.22%

Cost for corporations					
year	number_employer	sum_add_wage_sub_emplr	For 4 weeks		
	2017				
	2018				

Qualifying ccpc only					
year	COUNT_of_INT_BN	SUM_of_sum_empt_incamt	sum_add_wage_sub_emplr		
	2018				

Partnership only					
year	COUNT_of_INT_BN	SUM_of_sum_empt_incamt	sum_add_wage_sub_emplr		

2018			
NPO only			
year	COUNT_of_INT_BN	SUM_of_sum_empt_incamt	sum_add_wage_sub_emplr
2018			
Charities only			
year	COUNT_of_INT_BN	SUM_of_sum_empt_incamt	sum_add_wage_sub_emplr
2018			

s.69(1)(g) re: (d)
s.69(1)(g) re: (e)

2017 increase	1.069340651
Available 4 weeks	0.076923077

year	number_employer	sum_wage_sub_emplr	For 4 weeks	s.69(1)(g) re: (d)
2017				s.69(1)(g) re: (e)
2018				

Unincorporated		For 4 weeks	
2017			
2018			
		T2125 salary and wages	Gross up by 1/0.87 based on PIT quant group
		6,315,241,942	7,258,898,784
		share of empl inc	3.22%

Cost for corporations			
year	number_employer	sum_add_wage_sub_emplr	For 4 weeks
2017			
2018			436300

Qualifying ccpt only				
year	COUNT_of_INT_BN	SUM_of_sum_empt_incant	sum_add_wage_sub_emplr	
2018				#REF!

<u>Partnership only</u>			
year	COUNT_of_INT_BN	SUM_of_sum_empt_incamt	sum_add_wage_sub_emplr
2018			

NPO only			
year	COUNT_of_INT_BN	SUM_of_sum_empt_incant	sum_add_wage_sub_emplr
2018			

Charities only			
year	COUNT_of_INT_BN	SUM_of_sum_empt_incamt	sum_add_wage_sub_emplr
2018			

year number_employer sum_wage_sub_emplr For 4 weeks

2017

2018

Unincorporated			For 4 weeks		
year	number_employer	sum_add_wage_sub_emplr			
2017					
2018				T2125 salary and wages	Gross up by 1/0.87 based on PIT quant group
				6,315,241,942	7,258,898,784
				share of empl inc	3.22%

Cost for corporations			For 4 weeks		
year	number_employer	sum_add_wage_sub_emplr			
2017					
2018				436300	

Qualifying ccpc only					
year	COUNT_of_INT_BN	SUM_of_sum_empt_incamt	sum_add_wage_sub_emplr		
2018				#REF!	

Partnership only					
year	COUNT_of_INT_BN	SUM_of_sum_empt_incamt	sum_add_wage_sub_emplr		
2018					

NPO only					s.69(1)(g) re: (d)
year	COUNT_of_INT_BN	SUM_of_sum_empt_incamt	sum_add_wage_sub_emplr		s.69(1)(g) re: (e)
2018					

Charities only					
year	COUNT_of_INT_BN	SUM_of_sum_empt_incamt	sum_add_wage_sub_emplr		
2018					

year	number_employer	sum_wage_sub_emplr	For 4 weeks		
2017					
2018					

Unincorporated			For 4 weeks		
year	number_employer	sum_add_wage_sub_emplr			
2017					
2018				T2125 salary and wages	Gross up by 1/0.87 based on PIT quant group
				6,315,241,942	7,258,898,784
				share of empl inc	3.22%

Cost for corporations			For 4 weeks		
year	number_employer	sum_add_wage_sub_emplr			
2017					
2018					

Qualifying ccpc only					
year	COUNT_of_INT_BN	SUM_of_sum_empt_incamt	sum_add_wage_sub_emplr		
2018					

Partnership only					
year	COUNT_of_INT_BN	SUM_of_sum_empt_incamt	sum_add_wage_sub_emplr		

	2018		
<u>NPO only</u>			
year	COUNT_of_INT_BN	SUM_of_sum_empt_incamt	sum_add_wage_sub_emplr
	2018		

s.69(1)(g) re: (d)
s.69(1)(g) re: (e)

<u>Charities only</u>			
year	COUNT_of_INT_BN	SUM_of_sum_empt_incamt	sum_add_wage_sub_emplr
	2018		

Page 2235

**is withheld pursuant to sections
est retenue en vertu des articles**

69(1)(g) re: (d), 69(1)(g) re: (e)

**of the Access to Information Act
de la Loi sur l'accès à l'information**

Unincorporated

For 4 weeks

2017
2018

T2125 salary and wages Gross up by 1/0.87 based on PIT quant group
6,315,241,942 7,258,898,784
share of empl inc 3.21%

Cost for corporations

year number_employer sum_wage_sub_emplr
2017
2018

For 4 weeks

436300

Qualifying ccpc only

year COUNT_of_INT_BN SUM_of_sum_empt_incamt sum_wage_sub_emplr
2018

Partnership only

year COUNT_of_INT_BN SUM_of_sum_empt_incamt sum_wage_sub_emplr
2018

s.69(1)(g) re: (d)
s.69(1)(g) re: (e)

NPO only

year COUNT_of_INT_BN SUM_of_sum_empt_incamt sum_wage_sub_emplr
2018

Charities only

year COUNT_of_INT_BN SUM_of_sum_empt_incamt sum_wage_sub_emplr
2018

2017 increase	1.069340651
Available 12 weeks	0.230769231

	Annual limit

year	number_employer	sum_wage_sub_emplr	For 12 weeks
	2017		
	2018		

Unincorporated		For 12 weeks		
	2017			
	2018		T2125 salary and wages	Gross up by 1/0.87 based on PIT quant group
			6,315,241,942	7,258,898,784
			share of empl inc	#DIV/0!

s.69(1)(g) re: (d)
s.69(1)(g) re: (e)

Cost for corporations			
year	number_employer	sum_add_wage_sub_emplr	For 12 weeks
	2017		
	2018		436300

Qualifying ccpc only			
year	COUNT_of_INT_BN	SUM_of_sum_empt_incamt	sum_add_wage_sub_emplr
	2018		

Partnership only			
year	COUNT_of_INT_BN	SUM_of_sum_empt_incamt	sum_add_wage_sub_emplr
	2018		

year	number_employer	sum_wage_sub_emplr	For 12 weeks
	2017		
	2018		

Unincorporated		For 12 weeks		
	2017			
	2018		T2125 salary and wages	Gross up by 1/0.87 based on PIT quant group
			6,315,241,942	7,258,898,784
			share of empl inc	#DIV/0!

Cost for corporations

year	number_employer	sum_add_wage_sub_emplr	For 12 weeks
	2017		
	2018		

Qualifying ccpc only

year	COUNT_of_INT_BN	SUM_of_sum_empt_incant	sum_add_wage_sub_emplr
	2018		

s.69(1)(g) re: (d)
s.69(1)(g) re: (e)

Partnership only

year	COUNT_of_INT_BN	SUM_of_sum_empt_incant	sum_add_wage_sub_emplr
	2018		

Cost for corporations

year	number_employ	sum_wage_sub_emplr	For 12 weeks
2017			
2018			436300

Qualifying ccpc only

year	COUNT_of_INT_	SUM_of_sum_empt_incamt	sum_wage_sub_emplr
2018			

Partnership only

year	COUNT_of_INT_	SUM_of_sum_empt_incamt	sum_wage_sub_emplr
2018			

NPO only

year	COUNT_of_INT_	SUM_of_sum_empt_incamt	sum_wage_sub_emplr	s.69(1)(g) re: (d)
2018				s.69(1)(g) re: (e)

Charities only

year	COUNT_of_INT_	SUM_of_sum_empt_incamt	sum_wage_sub_emplr
2018			

Group cost

year	number_employ	sum_add_wage_sub_emplr	For 12 weeks
2017			
2018			

Total

Total
Total rounded

alternative count
Total rounded

Number of employer

2017 increase	1.069340651
Available 12 weeks	0.076923077

Annual limit

year	number_employ	sum wage	sub emplr	For 4 weeks
2017				
2018				

Unincorporated	For 4 weeks
2017	
2018	
T2125 salary and wages	Gross up by 1/0.87 based on PIT quant group
6,315,241,942	7,258,898,784
share of empl inc	#DIV/0!

Cost for corporations					s.69(1)(g) re: (d)
year	number_employ	sum_add_wage	sub_emplr	For 4 weeks	s.69(1)(g) re: (e)
2017					
2018				436300	

Qualifying ccpc only			
year	COUNT_of_INT_	SUM_of_sum_empt_incant	sum_add_wage_sub_emplr
2018			

<u>Partnership only</u>		
year	COUNT_of_INT_ SUM_of_sum_empt_incant	sum_add_wage_sub_emplr
2018		

year	number_employ	sum_wage	sub_emplr	For 12 weeks
2017				
2018				

Unincorporated	For 4 weeks
2017	
2018	
T2125 salary and wages	Gross up by 1/0.87 based on PIT quant group
6,315,241,942	7,258,898,784
share of empl inc	3.21%

Cost for corporations

year	number_employ	sum_wage_sub_emplr	For 4 weeks
2017			
2018			436300

Qualifying ccpc only

year	COUNT_of_INT_	SUM_of_sum_empt_incamt	sum_wage_sub_emplr
2018			

Partnership only

year	COUNT_of_INT_	SUM_of_sum_empt_incamt	sum_wage_sub_emplr
2018			s.69(1)(g) re: (d) s.69(1)(g) re: (e)

NPO only

year	COUNT_of_INT_	SUM_of_sum_empt_incamt	sum_wage_sub_emplr
2018			

Charities only

year	COUNT_of_INT_	SUM_of_sum_empt_incamt	sum_wage_sub_emplr
2018			

Group cost

year	number_employ	sum_add_wage_sub_emplr	For 12 weeks
2017			
2018			

Total

Total
Total rounded

alternative count
Total rounded

Number of employer

Pages 2244 to / à 2248
are duplicates
sont des duplicatas

	2016A	2017A	2018A	2019A	2020A
SEPHAWE	956	976	1,001	1,024	1,052
Growth from X year to 2020	110.0%	107.9%	105.1%		

2017 increase	1.069340651
4 weeks	0.076923077

PIT	
T2125 salary and wages	6,315,241,942
share of empl inc	

Data 2018	EI		CPP	
	Employer	Employee	Employer	Employee
All eligible	10,865,061,720	8,203,901,059	20,192,992,368	20,201,558,876
Qualifying CCPC	3,285,893,323	2,369,783,622	6,233,254,438	6,238,184,974
Individual	105,481,807	76,073,394	200,096,253	200,254,530

Employment incor Share PIT
226,123,989,628
3.2%

	Employer			Employee			Total - Average - 2020
	2017	2018	Average -2020	2017	2018	Average - 2020	
EI	187,682,689	175,512,535	193,485,399	141,713,894	132,524,556	146,095,357	339,580,755
CPP	348,813,030	326,194,492	359,597,513	348,961,008	326,332,874	359,750,066	719,347,580
Total	536,495,719	501,707,028	553,082,912	490,674,903	458,857,430	505,845,423	1,058,928,335

s.69(1)(g) re: (d)
s.69(1)(g) re: (e)

\$ million	Employer			Employee			Total - Average - 2020	Rounded
	2017	2018	Average -2020	2017	2018	Average - 2020		
EI	188	176	193	142	133	146	340	340
CPP	349	326	360	349	326	360	719	720
Total	536	502	553	491	459	506	1,059	1,060
Rounded			555			505		

Data 2018	EI		CPP	
	Employer	Employee	Employer	Employee
All eligible	6,683,413,702	4,773,866,930	10,864,534,041	10,864,534,041
Qualifying CCPC	3,285,893,323	2,369,783,622	6,233,254,438	6,238,184,974
Individual	105,481,807	76,073,394	200,096,253	200,254,530

Employment incorr Share PIT

226,123,989,628

3.2%

s.69(1)(g) re: (d)

s.69(1)(g) re: (e)

	Employer			Employee			Total - Average - 2020
	2017	2018	Average -2020	2017	2018	Average - 2020	
EI	329,854,429	308,465,248	340,052,756	235,610,306	220,332,320	242,894,826	582,947,582
CPP	536,210,211	501,440,033	552,788,576	536,210,211	501,440,033	552,788,576	1,105,577,153
Total	866,064,640	809,905,280	892,841,332	771,820,517	721,772,352	795,683,402	1,688,524,734

\$ million	Employer			Employee			Total - Average - 2020	Rounded
	2017	2018	Average -2020	2017	2018	Average - 2020		
EI	330	308	340	236	220	243	583	585
CPP	536	501	553	536	501	553	1,106	1,105
Total	866	810	893	772	722	796	1,689	1,690
Rounded			895			795		

Data 2018	EI		CPP		QPP		QPIP	
	Employer	Employee	Employer	Employee	Employer	Employee	Employer	Employee
All eligible	10,865,061,720	0	20,192,992,368	0	5,957,684,027	0	992,672,822	0
Qualifying CCPC	3,285,893,323	0	6,233,254,438	0	2,137,277,044	0	350,200,155	0
Individual	105,481,807	0	200,096,253	0	68,609,606	0	11,241,919	0

Employment incorr Share PIT

226,123,989,628

3.2%

	Employer			Employee			Total - Average - 2020
	2017	2018	Average -2020	2017	2018	Average - 2020	
EI	125,121,793	117,008,357	128,990,266	0	0	0	128,990,266
CPP	232,542,020	217,462,995	239,731,676	0	0	0	239,731,676
QPP	68,608,548	64,159,674	70,729,764	0	0	0	70,729,764
QPIP	11,431,597	10,690,323	11,785,035	0	0	0	11,785,035

Total 437,703,957 409,321,349 451,236,740 0 0 0 451,236,740

\$ million	Employer			Employee			Total - Average - 2020	Rounded
	2017	2018	Average -2020	2017	2018	Average - 2020		
EI	125	117	129	0	0	0	129	130
CPP	233	217	240	0	0	0	240	240
QPP	69	64	71	0	0	0	71	70
QPIP	11	11	12	0	0	0	12	10
Total	438	409	451	0	0	0	451	450
Rounded			450			0		

s.69(1)(g) re: (d)
s.69(1)(g) re: (e)

Data 2018	EI		CPP		QPP		QPIP	
	Employer	Employee	Employer	Employee	Employer	Employee	Employer	Employee
All eligible	10,865,061,720	0	20,192,992,368	0	5,957,684,027	0	992,672,822	0
Qualifying CCPC	3,285,893,323	0	6,233,254,438	0	2,137,277,044	0	350,200,155	0
Individual	105,481,807	0	200,096,253	0	68,609,606	0	11,241,919	0

Employment incorr Share PIT
226,123,989,628
3.2%

	Employer			Employee			Total - Average - 2020
	2017	2018	Average -2020	2017	2018	Average - 2020	
EI	536,236,254	501,464,387	552,815,425	0	0	0	552,815,425
CPP	996,608,658	931,984,263	1,027,421,467	0	0	0	1,027,421,467
QPP	294,036,633	274,970,032	303,127,558	0	0	0	303,127,558
QPIP	48,992,557	45,815,669	50,507,292	0	0	0	50,507,292
Total	1,875,874,102	1,754,234,351	1,933,871,742	0	0	0	1,933,871,742

\$ million	Employer			Employee			Total - Average - 2020	Rounded
	2017	2018	Average -2020	2017	2018	Average - 2020		
EI	536	501	553	0	0	0	553	555
CPP	997	932	1,027	0	0	0	1,027	1,025
QPP	294	275	303	0	0	0	303	305
QPIP	49	46	51	0	0	0	51	50
Total	1,876	1,754	1,934	0	0	0	1,934	1,935
Rounded			1,935			0		

s.69(1)(g) re: (d)
s.69(1)(g) re: (e)

Data 2018	EI		CPP		QPP		QPIP	
	Employer	Employee	Employer	Employee	Employer	Employee	Employer	Employee
All eligible	10,865,061,720	0	20,192,992,368	0	5,957,684,027	0	992,672,822	0
Qualifying CCPC	3,285,893,323	0	6,233,254,438	0	2,137,277,044	0	350,200,155	0
Individual	105,481,807	0	200,096,253	0	68,609,606	0	11,241,919	0

Employment incorr Share PIT
226,123,989,628

3.2%

	Employer			Employee			Total - Average - 2020
	2017	2018	Average -2020	2017	2018	Average - 2020	
EI	759,668,027	710,407,882	783,155,185	0	0	0	783,155,185
CPP	1,411,862,266	1,320,311,039	1,455,513,745	0	0	0	1,455,513,745
QPP	416,551,897	389,540,879	429,430,707	0	0	0	429,430,707
QPIP	69,406,122	64,905,531	71,551,997	0	0	0	71,551,997
Total	2,657,488,312	2,485,165,330	2,739,651,634	0	0	0	2,739,651,634

\$ million	Employer			Employee			Total - Average - 2020	Rounded
	2017	2018	Average -2020	2017	2018	Average - 2020		
EI	760	710	783	0	0	0	783	785
CPP	1,412	1,320	1,456	0	0	0	1,456	1,455
QPP	417	390	429	0	0	0	429	430
QPIP	69	65	72	0	0	0	72	70
Total	2,657	2,485	2,740	0	0	0	2,740	2,740
Rounded			2,740			0		

SUM_of_sum_empt_incant	SUM_of_CTOT_EMSUM_of_CTOT_EMSUM_of_CTOT_EMSUM_of_CTOT_EMSUM_of_sum_empSUM_of_sum_empSUM_of_CCTOT_EISUM_of_CCTOSUM_of_CCTOT_EISUM_of_CCTOT_EMPR_PPIPP_AMT
226,123,989,628	3,285,893,3232,369,783,6226,233,254,4386,238,184,974254,437,160350,200,1552,137,277,0442,137,277,044490,056,172685,899,788

Gross up by 1/0.87 based on PIT quant group	
	7,258,898,784
	3.21%

s.69(1)(g) re: (d)
s.69(1)(g) re: (e)

Data 2018	EI		CPP		QPP		QPIP	
	Employer	Employee	Employer	Employee	Employer	Employee	Employer	Employee
All eligible	10,865,061,720	0	20,192,992,368	0	5,957,684,027	0	992,672,822	0
Qualifying CCPC	3,285,893,323	0	6,233,254,438	0	2,137,277,044	0	350,200,155	0
Individual	105,481,807	0	200,096,253	0	68,609,606	0	11,241,919	0

Employment income Share PIT
226,123,989,628
3.2%

	Employer			Employee			Total - Average - 2020
	2017	2018	Average -2020	2017	2018	Average - 2020	
EI	893,727,090	835,773,978	921,359,041	0	0	0	921,359,041
CPP	1,661,014,431	1,553,307,105	1,712,369,112	0	0	0	1,712,369,112
QPP	490,061,055	458,283,387	505,212,596	0	0	0	505,212,596
QPIP	81,654,262	76,359,448	84,178,820	0	0	0	84,178,820

Total3,126,456,8372,923,723,9183,223,119,5690003,223,119,569

\$ million	Employer			Employee			Total - Average - 2020	Rounded
	2017	2018	Average -2020	2017	2018	Average - 2020		
EI	894	836	921	0	0	0	921	920
CPP	1,661	1,553	1,712	0	0	0	1,712	1,710
QPP	490	458	505	0	0	0	505	505
QPIP	82	76	84	0	0	0	84	85
Total	3,126	2,924	3,223	0	0	0	3,223	3,220
Rounded			3,225			0		
		CIT	3121.472954					
		PIT	104					

Pages 2256 to / à 2258
are duplicates
sont des duplicatas

2017 increase	1.069340651
Available 4 weeks	0.076923077

--

--

year	number_employer	sum_wage_sub_emplr	For 4 weeks
	2017		
	2018		

Unincorporated			For 4 weeks
	2017		
	2018		

		s.69(1)(g) re: (d)
		s.69(1)(g) re: (e)
T2125 salary and wages	Gross up by 1/0.87 based on PIT quant group	
6,315,241,942	7,258,898,784	
share of empl inc	3.21%	

Cost for corporations			
year	number_employer	sum_wage_sub_emplr	For 4 weeks
	2017		
	2018		

436300

Qualifying ccpc only			
year	COUNT_of_INT_BN	SUM_of_sum_empt_incamt	sum_wage_sub_emplr
	2018		

Partnership only			
year	COUNT_of_INT_BN	SUM_of_sum_empt_incamt	sum_wage_sub_emplr
	2018		

NPO only			
year	COUNT_of_INT_BN	SUM_of_sum_empt_incamt	sum_wage_sub_emplr
	2018		

Charities only			
year	COUNT_of_INT_BN	SUM_of_sum_empt_incamt	sum_wage_sub_emplr
	2018		

year	number_employer	sum_wage_sub_emplr	For 4 weeks
	2017		
	2018		

Unincorporated			For 4 weeks
year	number_employer	sum_wage_sub_emplr	
	2017		
	2018		

T2125 salary and wages	Gross up by 1/0.87 based on PIT quant group
6,315,241,942	7,258,898,784
share of empl inc	3.21%

Cost for corporations			For 4 weeks
year	number_employer	sum_wage_sub_emplr	
	2017		
	2018		

436300

Qualifying ccpc only			
year	COUNT_of_INT_BN	SUM of sum empt incamt	sum wage sub emplr
	2018		

Partnership only			
year	COUNT_of_INT_BN	SUM_of_sum_empt_incamt	sum_wage_sub_emplr
	2018		

NPO only			
year	COUNT_of_INT_BN	SUM_of_sum_empt_incamt	sum_wage_sub_emplr
	2018		

s.69(1)(g) re: (d)
s.69(1)(g) re: (e)

Charities only			
year	COUNT_of_INT_BN	SUM_of_sum_empt_incamt	sum_wage_sub_emplr
	2018		

year	number_employer	sum_wage_sub_emplr	For 4 weeks
	2017		
	2018		

Unincorporated			For 4 weeks
year	number_employer	sum_wage_sub_emplr	
	2017		
	2018		

T2125 salary and wages	Gross up by 1/0.87 based on PIT quant group
6,315,241,942	7,258,898,784
share of empl inc	3.21%

Cost for corporations			For 4 weeks
year	number_employer	sum_wage_sub_emplr	
	2017		
	2018		

436300

Qualifying ccpc only			
----------------------	--	--	--

year	COUNT_of_INT_BN	SUM_of_sum_empt_incamt	sum_wage_sub_emplr
2018			

Partnership only

year	COUNT_of_INT_BN	SUM_of_sum_empt_incamt	sum_wage_sub_emplr
2018			

NPO only

year	COUNT_of_INT_BN	SUM_of_sum_empt_incamt	sum_wage_sub_emplr
2018			

s.69(1)(g) re: (d)

Charities only

year	COUNT_of_INT_BN	SUM_of_sum_empt_incamt	sum_wage_sub_emplr
2018			

s.69(1)(g) re: (e)

Unincorporated			For 4 weeks
year	number_employer	sum_wage_sub_emplr	
	2017		
	2018		

T2125 salary and wages	Gross up by 1/0.87 based on PIT quant group
6,315,241,942	7,258,898,784
share of empl inc	3.21%

Cost for corporations			For 4 weeks
year	number_employer	sum_wage_sub_emplr	
	2017		
	2018		436300

Qualifying ccpc only			
year	COUNT_of_INT_BN	SUM of sum empt incamt	sum wage sub emplr
	2018		

Partnership only			
year	COUNT_of_INT_BN	SUM_of_sum_empt_incamt	sum_wage_sub_emplr
	2018		

NPO only			
year	COUNT_of_INT_BN	SUM_of_sum_empt_incamt	sum_wage_sub_emplr
	2018		

s.69(1)(g) re: (d)
s.69(1)(g) re: (e)

Charities only			
year	COUNT_of_INT_BN	SUM_of_sum_empt_incamt	sum_wage_sub_emplr
	2018		

year	number_employer	sum_wage_sub_emplr	For 4 weeks
	2017		
	2018		

Unincorporated			For 4 weeks
year	number_employer	sum_wage_sub_emplr	
	2017		
	2018		

T2125 salary and wages	Gross up by 1/0.87 based on PIT quant group
6,315,241,942	7,258,898,784
share of empl inc	3.21%

Cost for corporations			For 4 weeks
year	number_employer	sum_wage_sub_emplr	
	2017		
	2018		436300

Qualifying ccpc only			
----------------------	--	--	--

year	COUNT_of_INT_BN	SUM_of_sum_empt_incamt	sum_wage_sub_emplr
2018			

Partnership only

year	COUNT_of_INT_BN	SUM_of_sum_empt_incamt	sum_wage_sub_emplr
2018			

NPO only

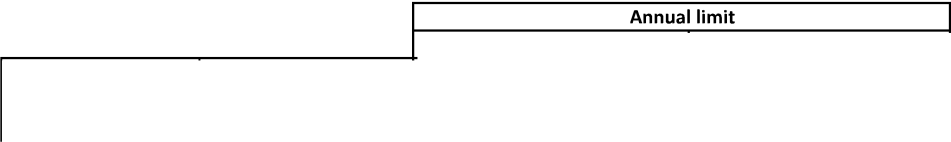
year	COUNT_of_INT_BN	SUM_of_sum_empt_incamt	sum_wage_sub_emplr
2018			

Charities only

year	COUNT_of_INT_BN	SUM_of_sum_empt_incamt	sum_wage_sub_emplr
2018			

s.69(1)(g) re: (d)
s.69(1)(g) re: (e)

2017 increase	1.069340651
Available 12 weeks	0.230769231



year	number_employer	sum_wage_sub_emplr	For 12 weeks
2017			
2018			

Unincorporated		For 12 weeks			
2017					
2018				T2125 salary and wages	Gross up by 1/0.87 based on PIT quant group
				6,315,241,942	7,258,898,784
				share of empl inc	#DIV/0!
					s.69(1)(g) re: (d)
					s.69(1)(g) re: (e)

Cost for corporations					
year	number_employer	sum_add_wage_sub_emplr	For 12 weeks		
2017					
2018				436300	

Qualifying ccpc only					
year	COUNT_of_INT_BN	SUM_of_sum_empt_incamt	sum_add_wage_sub_emplr		
2018					

Partnership only					
year	COUNT_of_INT_BN	SUM_of_sum_empt_incamt	sum_add_wage_sub_emplr		
2018					

year	number_employer	sum_wage_sub_emplr	For 12 weeks
2017			
2018			

Unincorporated		For 12 weeks			
2017					
2018				T2125 salary and wages	Gross up by 1/0.87 based on PIT quant group
				6,315,241,942	7,258,898,784
				share of empl inc	#DIV/0!

Cost for corporations

year	number_employer	sum_add_wage_sub_emplr	For 12 weeks
2017			
2018			436300

Qualifying ccpc only

year	COUNT_of_INT_BN	SUM_of_sum_empt_incamt	sum_add_wage_sub_emplr
2018			#DIV/0!

Partnership only

year	COUNT_of_INT_BN	SUM_of_sum_empt_incamt	sum_add_wage_sub_emplr
2018			

s.69(1)(g) re: (d)

s.69(1)(g) re: (e)

	Measure already announced	Cost	Diff.	Cost	Diff.	Cost	Diff.	Cost	Diff.	Cost	Diff.	Cost	Diff.	Cost	Diff.	Cost	Diff.
CIT																	
PIT																	
Total																	

	Measure already announced	Cost	Diff.	Cost	Diff.	Cost	Diff.	Cost	Diff.	Cost	Diff.	Cost	Diff.	Cost	Diff.	Cost	Diff.
CIT																	
PIT																	
Total																	

s.69(1)(g) re: (d)
s.69(1)(g) re: (e)

	Jan-2020	Feb-2020	Mar-2020	Apr-2020	May-2020	Jun-2020	Jul-2020	Aug-2020	Sep-2020	Oct-2020	Nov-2020	Dec-2020

4-week Period					\$ million							
					CEWS 4week	Period 5	Period 6					
Total Gross - CIT												
Total Gross - PIT												
Total Gross												
					CEWS 4week	Period 5	Period 6					
Total Gross - CIT												
Total Gross - PIT												
Total Gross												
					CEWS 4week	Period 5	Period 6					
Total Gross - CIT												
Total Gross - PIT												
Total Gross												
					CEWS 4week	Period 5	Period 6	Period 7	Period 8	Period 9		
Total Gross - CIT												
Total Gross - PIT												
Total Gross												
					CEWS 4week	Period 5	Period 6					
Total Gross - CIT												
Total Gross - PIT												

s.69(1)(g) re: (d)
s.69(1)(g) re: (e)

Total Gross

CEWS 4week Period 5 Period 6 Period 7 Period 8 Period 9

Share of employee

Total Gross - CIT

Total Gross - PIT

Total Gross

CEWS 4week Period 5 Period 6 Period 7 Period 8 Period 9

Share of employee

Total Gross - CIT

Total Gross - PIT

Total Gross

\$ million

CEWS 4week Period 5 Period 6

Furlounged employee portion

Gross - CIT

Gross - PIT

CEWS New scheme

Gross - CIT

Gross - PIT

Total Gross - CIT

Total Gross - PIT

Total Gross

\$ million

CEWS 4week Period 5 Period 6

Furlounged employee portion

Gross - CIT

Gross - PIT

CEWS New scheme

s.69(1)(g) re: (d)

Gross - CIT

s.69(1)(g) re: (e)

Gross - PIT

[illegible]

	CEWS 4week	Period 5	Period 6
1. Prevalence of mental health problems			
2. Prevalence of mental health problems in the last 12 months			
3. Prevalence of mental health problems in the last 6 months			
4. Prevalence of mental health problems in the last 3 months			
5. Prevalence of mental health problems in the last 1 month			
6. Prevalence of mental health problems in the last 2 weeks			
7. Prevalence of mental health problems in the last 7 days			
8. Prevalence of mental health problems in the last 24 hours			
9. Prevalence of mental health problems in the last 12 hours			
10. Prevalence of mental health problems in the last 6 hours			
11. Prevalence of mental health problems in the last 3 hours			
12. Prevalence of mental health problems in the last 1 hour			
13. Prevalence of mental health problems in the last 30 minutes			
14. Prevalence of mental health problems in the last 15 minutes			
15. Prevalence of mental health problems in the last 5 minutes			
16. Prevalence of mental health problems in the last 1 minute			
17. Prevalence of mental health problems in the last 30 seconds			
18. Prevalence of mental health problems in the last 15 seconds			
19. Prevalence of mental health problems in the last 5 seconds			
20. Prevalence of mental health problems in the last 1 second			
21. Prevalence of mental health problems in the last 30 milliseconds			
22. Prevalence of mental health problems in the last 15 milliseconds			
23. Prevalence of mental health problems in the last 5 milliseconds			
24. Prevalence of mental health problems in the last 1 millisecond			
25. Prevalence of mental health problems in the last 300 microseconds			
26. Prevalence of mental health problems in the last 150 microseconds			
27. Prevalence of mental health problems in the last 50 microseconds			
28. Prevalence of mental health problems in the last 10 microseconds			
29. Prevalence of mental health problems in the last 1 microsecond			
30. Prevalence of mental health problems in the last 300 nanoseconds			
31. Prevalence of mental health problems in the last 150 nanoseconds			
32. Prevalence of mental health problems in the last 50 nanoseconds			
33. Prevalence of mental health problems in the last 10 nanoseconds			
34. Prevalence of mental health problems in the last 1 nanosecond			
35. Prevalence of mental health problems in the last 300 picoseconds			
36. Prevalence of mental health problems in the last 150 picoseconds			
37. Prevalence of mental health problems in the last 50 picoseconds			
38. Prevalence of mental health problems in the last 10 picoseconds			
39. Prevalence of mental health problems in the last 1 picosecond			
40. Prevalence of mental health problems in the last 300 femtoseconds			
41. Prevalence of mental health problems in the last 150 femtoseconds			
42. Prevalence of mental health problems in the last 50 femtoseconds			
43. Prevalence of mental health problems in the last 10 femtoseconds			
44. Prevalence of mental health problems in the last 1 femtosecond			
45. Prevalence of mental health problems in the last 300 attoseconds			
46. Prevalence of mental health problems in the last 150 attoseconds			
47. Prevalence of mental health problems in the last 50 attoseconds			
48. Prevalence of mental health problems in the last 10 attoseconds			
49. Prevalence of mental health problems in the last 1 attosecond			
50. Prevalence of mental health problems in the last 300 zeptoseconds			
51. Prevalence of mental health problems in the last 150 zeptoseconds			
52. Prevalence of mental health problems in the last 50 zeptoseconds			
53. Prevalence of mental health problems in the last 10 zeptoseconds			
54. Prevalence of mental health problems in the last 1 zeptosecond			
55. Prevalence of mental health problems in the last 300 yoctoseconds			
56. Prevalence of mental health problems in the last 150 yoctoseconds			
57. Prevalence of mental health problems in the last 50 yoctoseconds			
58. Prevalence of mental health problems in the last 10 yoctoseconds			
59. Prevalence of mental health problems in the last 1 yoctosecond			
60. Prevalence of mental health problems in the last 300 rontoseconds			
61. Prevalence of mental health problems in the last 150 rontoseconds			
62. Prevalence of mental health problems in the last 50 rontoseconds			
63. Prevalence of mental health problems in the last 10 rontoseconds			
64. Prevalence of mental health problems in the last 1 rontosecond			
65. Prevalence of mental health problems in the last 300 quectoseconds			
66. Prevalence of mental health problems in the last 150 quectoseconds			
67. Prevalence of mental health problems in the last 50 quectoseconds			
68. Prevalence of mental health problems in the last 10 quectoseconds			
69. Prevalence of mental health problems in the last 1 quectosecond			
70. Prevalence of mental health problems in the last 300 hertzs			
71. Prevalence of mental health problems in the last 150 hertzs			
72. Prevalence of mental health problems in the last 50 hertzs			
73. Prevalence of mental health problems in the last 10 hertzs			
74. Prevalence of mental health problems in the last 1 hertz			
75. Prevalence of mental health problems in the last 300 kilohertzs			
76. Prevalence of mental health problems in the last 150 kilohertzs			
77. Prevalence of mental health problems in the last 50 kilohertzs			
78. Prevalence of mental health problems in the last 10 kilohertzs			
79. Prevalence of mental health problems in the last 1 kilohertz			
80.			

s.69(1)(g) re: (e)

Total Gross - CIT
Total Gross - PIT

Income Inclusion - CIT
Income Inclusion - PIT

Total Net - CIT
Total Net - PIT
Total Net

Total Net - CIT - Rounded
Total Net - PIT - Rounded
Total Net - Rounded

s.69(1)(g) re: (d)
s.69(1)(g) re: (e)

	Share of cost	\$ million					
		2017	2018	Total	Total adjusted for share	Partnerships only	Total Without Tax exempt and partnerships

--

--

Total Gross - CIT
Total Gross - PIT

Income Inclusion - CIT
Income Inclusion - PIT

Total Net - CIT
Total Net - PIT
Total Net

Total Net - CIT - Rounded
Total Net - PIT - Rounded
Total Net - Rounded

	Share of cost	\$ million					
		2017	2018	Total	Total adjusted for share	Partnerships only	Total Without Tax exempt and partnerships

--

--

Total Gross - CIT
Total Gross - PIT

Income Inclusion - CIT
Income Inclusion - PIT

Total Net - CIT
Total Net - PIT
Total Net

Total Net - CIT - Rounded

	Share of cost	\$ million					
		2017	2018	Total	Total adjusted for s	Partnerships only	Total Without Tax exempt and partnerships

--

--

Total Gross - CIT
Total Gross - PIT

Income Inclusion - CIT
Income Inclusion - PIT

Total Net - CIT
Total Net - PIT
Total Net

Total Net - CIT - Rounded

Tier 1 - CIT	
Tier 1 - PIT	
Tier 2 - CIT	
Tier 2 - PIT	
Total Gross - CIT	
Total Gross - PIT	
Income Inclusion - CIT	
Income Inclusion - PIT	
Total Net - CIT	
Total Net - PIT	
Total Net	
Total Net - CIT - Rounded	
Total Net - PIT - Rounded	
Total Net - Rounded	

	Share of cost	\$ million					Total Without Tax exempt and partnerhsips
		2017	2018	Total	Total adjusted for share	Partnerhsips only	partnerhsips
Tier 1 - CIT							
Tier 1 - PIT							
Tier 2 - CIT							
Tier 2 - PIT							
Total Gross - CIT							
Total Gross - PIT							
Income Inclusion - CIT							
Income Inclusion - PIT							
Total Net - CIT							
Total Net - PIT							
Total Net							
Total Net - CIT - Rounded							
Total Net - PIT - Rounded							
Total Net - Rounded							

s.69(1)(g) re: (d)

s.69(1)(g) re: (e)

	Share of cost	\$ million					Total Without Tax exempt and partnerhsips
		2017	2018	Total	Total adjusted for share	Partnerhsips only	partnerhsips
Tier 1 - CIT							
Tier 1 - PIT							
Tier 2 - CIT							
Tier 2 - PIT							
Total Gross - CIT							
Total Gross - PIT							
Income Inclusion - CIT							
Income Inclusion - PIT							
Total Net - CIT							
Total Net - PIT							
Total Net							

Total Net - CIT - Rounded
Total Net - PIT - Rounded
Total Net - Rounded

s.69(1)(g) re: (d)

s.69(1)(g) re: (e)

Pages 2276 to / à 2277
are duplicates
sont des duplicatas

	2016A	2017A	2018A	2019A	2020A
SEPHAWE	956	976	1,001	1,024	1,052
Growth from X year to 2020	110.0%	107.9%	105.1%		

2017 increase	1.069340651
4 weeks	0.076923077

PIT		
T2125 salary and wages	Gross up by 1/0.87 based on PIT quant group	
	6,315,241,942	7,258,898,784
share of empl inc		3.21%

s.69(1)(g) re: (d)

s.69(1)(g) re: (e)

450				
Data 2018	EI		CPP	
	Employer	Employee	Employer	Employee
All eligible	10,865,061,720	8,203,901,059	20,192,992,368	20,201,558,876
Qualifying CCPC	3,285,893,323	2,369,783,622	6,233,254,438	6,238,184,974
Individual	105,481,807	76,073,394	200,096,253	200,254,530

Employment incorr Share PIT
226,123,989,628
3.2%

	Employer			Employee			Total - Average -
	2017	2018	Average -2020	2017	2018	Average - 2020	2020
EI	187,682,689	175,512,535	193,485,399	141,713,894	132,524,556	146,095,357	339,580,755
CPP	348,813,030	326,194,492	359,597,513	348,961,008	326,332,874	359,750,066	719,347,580
Total	536,495,719	501,707,028	553,082,912	490,674,903	458,857,430	505,845,423	1,058,928,335

\$ million	Employer			Employee			Total - Average -	Rounded
	2017	2018	Average -2020	2017	2018	Average - 2020	2020	
EI	188	176	193	142	133	146	340	340
CPP	349	326	360	349	326	360	719	720
Total	536	502	553	491	459	506	1,059	1,060
Rounded			555			505		

Data 2018	EI		CPP	
	Employer	Employee	Employer	Employee
All eligible	6,683,413,702	4,773,866,930	10,864,534,041	10,864,534,041
Qualifying CCPC	3,285,893,323	2,369,783,622	6,233,254,438	6,238,184,974
Individual	105,481,807	76,073,394	200,096,253	200,254,530

Employment incorr Share PIT
226,123,989,628
3.2%

	Employer	Employee	Total - Average -
--	----------	----------	-------------------

	2017	2018	Average -2020	2017	2018	Average - 2020	2020
EI	329,854,429	308,465,248	340,052,756	235,610,306	220,332,320	242,894,826	582,947,582
CPP	536,210,211	501,440,033	552,788,576	536,210,211	501,440,033	552,788,576	1,105,577,153
Total	866,064,640	809,905,280	892,841,332	771,820,517	721,772,352	795,683,402	1,688,524,734

\$ million	Employer			Employee			Total - Average - 2020	Rounded
	2017	2018	Average -2020	2017	2018	Average - 2020		
EI	330	308	340	236	220	243	583	585
CPP	536	501	553	536	501	553	1,106	1,105
Total	866	810	893	772	722	796	1,689	1,690
Rounded			895			795		

s.69(1)(g) re: (d)

s.69(1)(g) re: (e)

Data 2018	EI		CPP		QPP		QPIP	
	Employer	Employee	Employer	Employee	Employer	Employee	Employer	Employee
All eligible	10,865,061,720	0	20,192,992,368	0	5,957,684,027	0	992,672,822	0
Qualifying CCPC	3,285,893,323	0	6,233,254,438	0	2,137,277,044	0	350,200,155	0
Individual	105,481,807	0	200,096,253	0	68,609,606	0	11,241,919	0

Employment incor Share PIT

226,123,989,628

3.2%

	Employer			Employee			Total - Average - 2020
	2017	2018	Average -2020	2017	2018	Average - 2020	
EI	125,121,793	117,008,357	128,990,266	0	0	0	128,990,266
CPP	232,542,020	217,462,995	239,731,676	0	0	0	239,731,676
QPP	68,608,548	64,159,674	70,729,764	0	0	0	70,729,764
QPIP	11,431,597	10,690,323	11,785,035	0	0	0	11,785,035
Total	437,703,957	409,321,349	451,236,740	0	0	0	451,236,740

\$ million	Employer			Employee			Total - Average - 2020	Rounded
	2017	2018	Average -2020	2017	2018	Average - 2020		
EI	125	117	129	0	0	0	129	130
CPP	233	217	240	0	0	0	240	240
QPP	69	64	71	0	0	0	71	70
QPIP	11	11	12	0	0	0	12	10
Total	438	409	451	0	0	0	451	450
Rounded			450			0		

Data 2018	EI	CPP	QPP	QPIP
-----------	----	-----	-----	------

Data 2020	Employer	Employee	Employer	Employee	Employer	Employee	Employer	Employee
All eligible	10,865,061,720	0	20,192,992,368	0	5,957,684,027	0	992,672,822	0
Qualifying CCPC	3,285,893,323	0	6,233,254,438	0	2,137,277,044	0	350,200,155	0
Individual	105,481,807	0	200,096,253	0	68,609,606	0	11,241,919	0

Employment incorr Share PIT

226,123,989,628

3.2%

	Employer			Employee			Total - Average - 2020
	2017	2018	Average -2020	2017	2018	Average - 2020	
EI	536,236,254	501,464,387	552,815,425	0	0	0	552,815,425
CPP	996,608,658	931,984,263	1,027,421,467	0	0	0	1,027,421,467
QPP	294,036,633	274,970,032	303,127,558	0	0	0	303,127,558
QPIP	48,992,557	45,815,669	50,507,292	0	0	0	50,507,292
Total	1,875,874,102	1,754,234,351	1,933,871,742	0	0	0	1,933,871,742

\$ million	Employer			Employee			Total - Average - 2020	Rounded
	2017	2018	Average -2020	2017	2018	Average - 2020		
EI	536	501	553	0	0	0	553	555
CPP	997	932	1,027	0	0	0	1,027	1,025
QPP	294	275	303	0	0	0	303	305
QPIP	49	46	51	0	0	0	51	50
Total	1,876	1,754	1,934	0	0	0	1,934	1,935
Rounded			1,935			0		

s.69(1)(g) re: (d)

s.69(1)(g) re: (e)

Data 2018	EI		CPP		QPP		QPIP	
	Employer	Employee	Employer	Employee	Employer	Employee	Employer	Employee
All eligible	10,865,061,720	0	20,192,992,368	0	5,957,684,027	0	992,672,822	0
Qualifying CCPC	3,285,893,323	0	6,233,254,438	0	2,137,277,044	0	350,200,155	0
Individual	105,481,807	0	200,096,253	0	68,609,606	0	11,241,919	0

Employment incorr Share PIT

226,123,989,628

3.2%

	Employer			Employee			Total - Average - 2020
	2017	2018	Average -2020	2017	2018	Average - 2020	
EI	759,668,027	710,407,882	783,155,185	0	0	0	783,155,185
CPP	1,411,862,266	1,320,311,039	1,455,513,745	0	0	0	1,455,513,745
QPP	416,551,897	389,540,879	429,430,707	0	0	0	429,430,707
QPIP	69,406,122	64,905,531	71,551,997	0	0	0	71,551,997
Total	2,657,488,312	2,485,165,330	2,739,651,634	0	0	0	2,739,651,634

\$ million	Employer			Employee			Total - Average - 2020	Rounded
	2017	2018	Average -2020	2017	2018	Average - 2020		
EI	760	710	783	0	0	0	783	785
CPP	1,412	1,320	1,456	0	0	0	1,456	1,455
QPP	417	390	429	0	0	0	429	430
QPIP	69	65	72	0	0	0	72	70

Total	2,657	2,485	2,740	0	0	0	2,740	2,740
Rounded			2,740			0		

SUM_of_sum_empt_incamt	SUM_of_CTOT_EM	SUM_of_CTOT_EM	SUM_of_CTOT_EM	SUM_of_CTOT_EM	SUM_of_sum_emp	SUM_of_sum_emp	SUM_of_CCTOT_EI	SUM_of_CCTO	SUM_of_CCTOT_EI	SUM_of_CCTOT_EM	PR_PPIPP_AMT
226,123,989,628	3,285,893,323	2,369,783,622	6,233,254,438	6,238,184,974	254,437,160	350,200,155	2,137,277,044	2,137,277,044	490,056,172		685,899,788

Pages 2282 to / à 2293
are duplicates
sont des duplicatas

Page 2294

**is withheld pursuant to sections
est retenue en vertu des articles**

69(1)(g) re: (d), 69(1)(g) re: (e)

**of the Access to Information Act
de la Loi sur l'accès à l'information**

Pages 2295 to / à 2330
are duplicates
sont des duplicatas

	Jan-2020	Feb-2020	Mar-2020	Apr-2020	May-2020	Jun-2020	Jul-2020	Aug-2020	Sep-2020	Oct-2020	Nov-2020	Dec-2020

4-week Period	\$ million						
	CEWS 4week	Period 5	Period 6	Period 7	Period 8	Period 9	

Total Gross - CIT
Total Gross - PIT
Total Gross

	CEWS 4week	Period 5	Period 6	Period 7	Period 8	Period 9
--	------------	----------	----------	----------	----------	----------

Total Gross - CIT
Total Gross - PIT
Total Gross

	\$ million				
--	------------	--	--	--	--

	CEWS 4week	Period 5	Period 6	Period 7
--	------------	----------	----------	----------

Furloughed employee portion
Gross - CIT
Gross - PIT
CEWS New scheme
Gross - CIT
Gross - PIT

Total Gross - CIT
Total Gross - PIT
Total Gross

--	--

	\$ million			
--	------------	--	--	--

Furloughed employee portion
Gross - CIT
Gross - PIT
CEWS New scheme
Gross - CIT
Gross - PIT
Total Gross - CIT
Total Gross - PIT
Total Gross

s.18(d)
s.21(1)(b)

s.69(1)(g) re: (d)
s.69(1)(g) re: (e)

		\$ million				
		CEWS 4week	Period 5	Period 6	Period 7	Period 8
<i>Furloughed employee portion</i>						
Gross - CIT						
Gross - PIT						
<i>CEWS New scheme</i>						
Gross - CIT						
Gross - PIT						
Total Gross - CIT						
Total Gross - PIT						
Total Gross						

	<i>\$ million</i>
	CEWS 4week Period 5 Period 6 Period 7
Furloughed employee portion	
Gross - CIT	
Gross - PIT	
CEWS New scheme	
Gross - CIT	
Gross - PIT	
Total Gross - CIT	
Total Gross - PIT	
Total Gross	

		\$ million				
		CEWS 4week	Period 5	Period 6	Period 7	Period 8
<i>Furloughed employee portion</i>						
Gross - CIT						
Gross - PIT						
<i>CEWS New scheme</i>						
Gross - CIT						
Gross - PIT						
Total Gross - CIT		=				
Total Gross - PIT						
Total Gross						

	CEWS 4week	Period 5	Period 6	Period 7	Period 8
<i>Furloughed employee portion</i>					
Gross - CIT					
Gross - PIT					

s.69(1)(g) re: (d)
s.69(1)(g) re: (e)

CEWS New scheme

Gross - CIT

Gross - PIT

Total Gross - CIT

Total Gross - PIT

Total Gross

=

.

.

\$ million

CEWS 4week Period 5 Period 6 Period 7

Furloughed employee portion

Gross - CIT

Gross - PIT

CEWS New scheme

Gross - CIT

Gross - PIT

Total Gross - CIT

Total Gross - PIT

Total Gross

=

.

.

\$ million

CEWS 4week Period 5 Period 6 Period 7 Period 8 Period 9 Period 10

Furloughed employee portion

Gross - CIT

Gross - PIT

CEWS New scheme

Gross - CIT

Gross - PIT

Total Gross - CIT

Total Gross - PIT

Total Gross

=

.

.

\$ million

CEWS 4week Period 5 Period 6 Period 7 Period 8 Period 9 Period 10

Furloughed employee portion

Gross - CIT

Gross - PIT

CEWS New scheme

Gross - CIT

Gross - PIT

Total Gross - CIT

Total Gross - PIT

=

s.69(1)(g) re: (d)

s.69(1)(g) re: (e)

Total Gross

	CEWS 4week	Period 5	Period 6	Period 7	Period 8	Period 9	Period 10
<i>Furloughed employee portion</i>							
Gross - CIT							
Gross - PIT							
<i>CEWS New scheme</i>							
Gross - CIT							
Gross - PIT							
Total Gross - CIT							
Total Gross - PIT							
Total Gross							

		<i>\$ million</i>					
		CEWS 4week	Period 5	Period 6	Period 7	Period 8	
<i>Furloughed employee portion</i>							
Gross - CIT							
Gross - PIT							
<i>CEWS New scheme</i>							
Gross - CIT							
Gross - PIT							
Total Gross - CIT							
Total Gross - PIT							
Total Gross							

	\$ million		
	Period 1	Period 2	Period 3
<i>Furloughed employee portion</i>			
Gross - CIT			
Gross - PIT			
<i>CEWS New scheme</i>			
Gross - CIT			
Gross - PIT			
Total Gross - CIT			
Total Gross - PIT			
Total Gross			

s.69(1)(g) re: (d)

s.69(1)(g) re: (e)

	\$ million						
	CEWS 4week	Period 5	Period 6	Period 7	Period 8	Period 9	Period 10
Furloughed employee portion							
Gross - CIT							
Gross - PIT							
CEWS New scheme							
Gross - CIT							
Gross - PIT							
Total Gross - CIT							
Total Gross - PIT							
Total Gross							

	\$ million						
	CEWS 4week	Period 5	Period 6	Period 7	Period 8	Period 9	Period 10
Furloughed employee portion							
Gross - CIT							
Gross - PIT							
CEWS New scheme							
Gross - CIT							
Gross - PIT							
Total Gross - CIT							
Total Gross - PIT							
Total Gross							

	\$ million						
	CEWS 4week	Period 5	Period 6	Period 7	Period 8	Period 9	Period 10
Furloughed employee portion							
Gross - CIT							
Gross - PIT							
CEWS New scheme							
Gross - CIT							
Gross - PIT							
Total Gross - CIT							
Total Gross - PIT							
Total Gross							

	\$ million						
	CEWS 4week	Period 5	Period 6	Period 7	Period 8	Period 9	Period 10
Furloughed employee portion							
Gross - CIT							
Gross - PIT							

CEWS New scheme

Gross - CIT

Gross - PIT

Total Gross - CIT

Total Gross - PIT

Total Gross

=====

=====

s.69(1)(g) re: (d)

s.69(1)(g) re: (e)

Effective CIT/PIT tax rate	10%	
Effective CIT tax rate (all corporations)	10%	
Effective CIT reduced tax rate	6%	Taxable PIT
Effective PIT tax rate	22%	64%
Effective partnerships tax rate	14%	

	2016A	2017A	2018A	2019A	2020A	
SEPHAWE	956	976	1,001	1,024	1,052	
Growth from X year to 2020	110.0%	107.9%	105.1%			

	Share of cost	\$ million					Total Without Tax exempt and partnerhsips		Share of cost	\$ million			
		2017	2018	Total	Total adjusted for share	Partnerhsips only				2017	2018	Total	Total adjusted for sl
Tier 1 - CIT								Tier 1 - CIT					
Tier 1 - PIT								Tier 1 - PIT					
Tier 2 - CIT								Tier 2 - CIT					
Tier 2 - PIT								Tier 2 - PIT					
Total Gross - CIT								Total Gross - CIT					
Total Gross - PIT								Total Gross - PIT					
Income Inclusion - CIT								Income Inclusion - CIT					
Income Inclusion - PIT								Income Inclusion - PIT					
Total Net - CIT								Total Net - CIT					
Total Net - PIT								Total Net - PIT					
Total Net								Total Net					
Total Net - CIT - Rounded								Total Net - CIT - Rounded					
Total Net - PIT - Rounded								Total Net - PIT - Rounded					
Total Net - Rounded								Total Net - Rounded					

	Share of cost	\$ million					Total Without Tax exempt and partnerhsips
		2017	2018	Total	Total adjusted for share	Partnerhsips only	
Tier 1 - CIT							
Tier 1 - PIT							
Tier 2 - CIT							
Tier 2 - PIT							
Total Gross - CIT							
Total Gross - PIT							
Income Inclusion - CIT							
Income Inclusion - PIT							
Total Net - CIT							
Total Net - PIT							
Total Net							
Total Net - CIT - Rounded							
Total Net - PIT - Rounded							

s.69(1)(g) re: (d)
s.69(1)(g) re: (e)

Total Net - Rounded

	Share of cost	\$ million					Total Without Tax exempt and partnerhsips		Share of cost	\$ million			
		2017	2018	Total	Total adjusted for share	Partnerhsips only				2017	2018	Total	Total adjusted for sl
Tier 1 - CIT								Tier 1 - CIT					
Tier 1 - PIT								Tier 1 - PIT					
Tier 2 - CIT								Tier 2 - CIT					
Tier 2 - PIT								Tier 2 - PIT					
Total Gross - CIT								Total Gross - CIT					
Total Gross - PIT								Total Gross - PIT					
Income Inclusion - CIT								Income Inclusion - CIT					
Income Inclusion - PIT								Income Inclusion - PIT					
Total Net - CIT								Total Net - CIT					
Total Net - PIT								Total Net - PIT					
Total Net								Total Net					
Total Net - CIT - Rounded								Total Net - CIT - Rounded					
Total Net - PIT - Rounded								Total Net - PIT - Rounded					
Total Net - Rounded								Total Net - Rounded					

	Share of cost	\$ million					Total Without Tax exempt and partnerhsips		Share of cost	\$ million			
		2017	2018	Total	Total adjusted for share	Partnerhsips only				2017	2018	Total	Total adjusted for sl
Tier 1 - CIT								Tier 1 - CIT					
Tier 1 - PIT								Tier 1 - PIT					
Tier 2 - CIT								Tier 2 - CIT					
Tier 2 - PIT								Tier 2 - PIT					
Total Gross - CIT								Total Gross - CIT					
Total Gross - PIT								Total Gross - PIT					
Income Inclusion - CIT								Income Inclusion - CIT					
Income Inclusion - PIT								Income Inclusion - PIT					
Total Net - CIT								Total Net - CIT					
Total Net - PIT								Total Net - PIT					
Total Net								Total Net					
Total Net - CIT - Rounded								Total Net - CIT - Rounded					
Total Net - PIT - Rounded								Total Net - PIT - Rounded					
Total Net - Rounded								Total Net - Rounded					

	Share of cost	\$ million					Total Without Tax exempt and partnerhsips		Share of cost	\$ million			
		2017	2018	Total	Total adjusted for share	Partnerhsips only				2017	2018	Total	Total adjusted for sl
Tier 1 - CIT								Tier 1 - CIT					
Tier 1 - PIT								Tier 1 - PIT					

s.69(1)(g) re: (d)

s.69(1)(g) re: (e)

Tier 2 - CIT
Tier 2 - PIT

Total Gross - CIT
Total Gross - PIT

Income Inclusion - CIT
Income Inclusion - PIT

Total Net - CIT
Total Net - PIT
Total Net

Total Net - CIT - Rounded
Total Net - PIT - Rounded
Total Net - Rounded

Tier 2 - CIT
Tier 2 - PIT

Total Gross - CIT
Total Gross - PIT

Income Inclusion - CIT
Income Inclusion - PIT

Total Net - CIT
Total Net - PIT
Total Net

Total Net - CIT - Rounded
Total Net - PIT - Rounded
Total Net - Rounded

	Share of cost	\$ million						Total Without Tax exempt and partnerships		Share of cost	\$ million			
		2017	2018	Total	Total adjusted for share	Partnerships only					2017	2018	Total	Total adjusted for sl
Tier 1 - CIT									Tier 1 - CIT					
Tier 1 - PIT									Tier 1 - PIT					
Tier 2 - CIT									Tier 2 - CIT					
Tier 2 - PIT									Tier 2 - PIT					
Total Gross - CIT									Total Gross - CIT					
Total Gross - PIT									Total Gross - PIT					
Income Inclusion - CIT									Income Inclusion - CIT					
Income Inclusion - PIT									Income Inclusion - PIT					
Total Net - CIT									Total Net - CIT					
Total Net - PIT									Total Net - PIT					
Total Net									Total Net					
Total Net - CIT - Rounded									Total Net - CIT - Rounded					
Total Net - PIT - Rounded									Total Net - PIT - Rounded					
Total Net - Rounded									Total Net - Rounded					

	Share of cost	\$ million						Total Without Tax exempt and partnerships		Share of cost	\$ million			
		2017	2018	Total	Total adjusted for share	Partnerships only					2017	2018	Total	Total adjusted for sl
Tier 1 - CIT									Tier 1 - CIT					
Tier 1 - PIT									Tier 1 - PIT					
Tier 2 - CIT									Tier 2 - CIT					
Tier 2 - PIT									Tier 2 - PIT					

Total Gross - CIT
Total Gross - PIT

Total Gross - CIT
Total Gross - PIT

Total Net - CIT - Rounded
Total Net - PIT - Rounded
Total Net - Rounded

Total Net - CIT - Rounded
Total Net - PIT - Rounded
Total Net - Rounded

	Share of cost	\$ million						Share of cost	\$ million			
		Total Without Tax exempt and partnerhsips only							Total Without Tax exempt and partnerhsips only			
		2017	2018	Total	Total adjusted for share	Partnerhsips only			2017	2018	Total	Total adjusted for share
Tier 1 - CIT							Tier 1 - CIT					
Tier 1 - PIT							Tier 1 - PIT					
Tier 2 - CIT							Tier 2 - CIT					
Tier 2 - PIT							Tier 2 - PIT					
Total Gross - CIT							Total Gross - CIT					
Total Gross - PIT							Total Gross - PIT					
Income Inclusion - CIT							Income Inclusion - CIT					
Income Inclusion - PIT							Income Inclusion - PIT					
Total Net - CIT							Total Net - CIT					
Total Net - PIT							Total Net - PIT					
Total Net							Total Net					
Total Net - CIT - Rounded							Total Net - CIT - Rounded					
Total Net - PIT - Rounded							Total Net - PIT - Rounded					
Total Net - Rounded							Total Net - Rounded					

	Share of cost	\$ million						Share of cost	\$ million			
						Total Without Tax exempt and partnerhsips only						
		2017	2018	Total	Total adjusted for share	Partnerhsips only			2017	2018	Total	Total adjusted for s
Tier 1 - CIT							Tier 1 - CIT					
Tier 1 - PIT							Tier 1 - PIT					
Tier 2 - CIT							Tier 2 - CIT					
Tier 2 - PIT							Tier 2 - PIT					
Total Gross - CIT							Total Gross - CIT					
Total Gross - PIT							Total Gross - PIT					
Income Inclusion - CIT							Income Inclusion - CIT					
Income Inclusion - PIT							Income Inclusion - PIT					
Total Net - CIT							Total Net - CIT					
Total Net - PIT							Total Net - PIT					
Total Net							Total Net					
Total Net - CIT - Rounded							Total Net - CIT - Rounded					
Total Net - PIT - Rounded							Total Net - PIT - Rounded					
Total Net - Rounded							Total Net - Rounded					

	Share of cost	\$ million							Share of cost	\$ million			
--	---------------	------------	--	--	--	--	--	--	---------------	------------	--	--	--

s.69(1)(g) re: (d)
s.69(1)(g) re: (e)

		Total Without Tax exempt and partnerhsips									
		2017	2018	Total	Total adjusted for share	Partnerhsips only		2017	2018	Total	Total adjusted for sl
Tier 1 - CIT								Tier 1 - CIT			
Tier 1 - PIT								Tier 1 - PIT			
Tier 2 - CIT								Tier 2 - CIT			
Tier 2 - PIT								Tier 2 - PIT			
Total Gross - CIT								Total Gross - CIT			
Total Gross - PIT								Total Gross - PIT			
Income Inclusion - CIT								Income Inclusion - CIT			
Income Inclusion - PIT								Income Inclusion - PIT			
Total Net - CIT								Total Net - CIT			
Total Net - PIT								Total Net - PIT			
Total Net								Total Net			
Total Net - CIT - Rounded								Total Net - CIT - Rounded			
Total Net - PIT - Rounded								Total Net - PIT - Rounded			
Total Net - Rounded								Total Net - Rounded			

		Total Without Tax exempt and partnerhsips									
		2017	2018	Total	Total adjusted for share	Partnerhsips only		2017	2018	Total	Total adjusted for sl
Tier 1 - CIT								Tier 1 - CIT			
Tier 1 - PIT								Tier 1 - PIT			
Tier 2 - CIT								Tier 2 - CIT			
Tier 2 - PIT								Tier 2 - PIT			
Total Gross - CIT								Total Gross - CIT			
Total Gross - PIT								Total Gross - PIT			
Income Inclusion - CIT								Income Inclusion - CIT			
Income Inclusion - PIT								Income Inclusion - PIT			
Total Net - CIT								Total Net - CIT			
Total Net - PIT								Total Net - PIT			
Total Net								Total Net			
Total Net - CIT - Rounded								Total Net - CIT - Rounded			
Total Net - PIT - Rounded								Total Net - PIT - Rounded			
Total Net - Rounded								Total Net - Rounded			

		Total Without Tax exempt and partnerhsips									
		2017	2018	Total	Total adjusted for share	Partnerhsips only		2017	2018	Total	Total adjusted for sl
Tier 1 - CIT								Tier 1 - CIT			
Tier 1 - PIT								Tier 1 - PIT			
Tier 2 - CIT								Tier 2 - CIT			

Tier 2 - PIT	
Total Gross - CIT	
Total Gross - PIT	
Income Inclusion - CIT	
Income Inclusion - PIT	
Total Net - CIT	
Total Net - PIT	
Total Net	
Total Net - CIT - Rounded	
Total Net - PIT - Rounded	
Total Net - Rounded	

Tier 2 - PIT	
Total Gross - CIT	
Total Gross - PIT	
Income Inclusion - CIT	
Income Inclusion - PIT	
Total Net - CIT	
Total Net - PIT	
Total Net	
Total Net - CIT - Rounded	
Total Net - PIT - Rounded	
Total Net - Rounded	

	Share of cost	\$ million						Share of cost	\$ million			
		Total Without Tax exempt and partnerhsips										
		2017	2018	Total	Total adjusted for share	Partnerhsips only			2017	2018	Total	Total adjusted for sl
Tier 1 - CIT							Tier 1 - CIT					
Tier 1 - PIT							Tier 1 - PIT					
Tier 2 - CIT							Tier 2 - CIT					
Tier 2 - PIT							Tier 2 - PIT					
Total Gross - CIT							Total Gross - CIT					
Total Gross - PIT							Total Gross - PIT					
Income Inclusion - CIT							Income Inclusion - CIT					
Income Inclusion - PIT							Income Inclusion - PIT					
Total Net - CIT							Total Net - CIT					
Total Net - PIT							Total Net - PIT					
Total Net							Total Net					
Total Net - CIT - Rounded							Total Net - CIT - Rounded					
Total Net - PIT - Rounded							Total Net - PIT - Rounded					
Total Net - Rounded							Total Net - Rounded					

	Share of cost	\$ million						Share of cost	\$ million			
							Total Without Tax exempt and partnerhsips					
		2017	2018	Total	Total adjusted for share	Partnerhsips only			2017	2018	Total	Total adjusted for sl
Tier 1 - CIT							Tier 1 - CIT					
Tier 1 - PIT							Tier 1 - PIT					
Tier 2 - CIT							Tier 2 - CIT					
Tier 2 - PIT							Tier 2 - PIT					
Total Gross - CIT							Total Gross - CIT					
Total Gross - PIT							Total Gross - PIT					
Income Inclusion - CIT							Income Inclusion - CIT					
Income Inclusion - PIT							Income Inclusion - PIT					

s.69(1)(g) re: (d)
s.69(1)(g) re: (e)

Total Net - CIT
Total Net - PIT
Total Net

Total Net - CIT - Rounded
Total Net - PIT - Rounded
Total Net - Rounded

Total Net - CIT
Total Net - PIT
Total Net

Total Net - CIT - Rounded
Total Net - PIT - Rounded
Total Net - Rounded

	Total Without Tax exempt and partnerhsips only
--	--

s.69(1)(g) re: (d)

s.69(1)(g) re: (e)

		Share of cost	\$ million						Total Without Tax exempt and partnerhsips
Partnerhsips only	Total Without Tax exempt and partnerhsips		2017	2018	Total	Total adjusted for share	Partnerhsips only		Total Without Tax exempt and partnerhsips
	Tier 1 - CIT								
	Tier 1 - PIT								
	Tier 2 - CIT								
	Tier 2 - PIT								
	Total Gross - CIT								
	Total Gross - PIT								
	Income Inclusion - CIT								
	Income Inclusion - PIT								
	Total Net - CIT								
	Total Net - PIT								
	Total Net								
	Total Net - CIT - Rounded								
	Total Net - PIT - Rounded								
	Total Net - Rounded								

		Share of cost	\$ million						Total Without Tax exempt and partnerhsips
Partnerhsips only	Total Without Tax exempt and partnerhsips		2017	2018	Total	Total adjusted for share	Partnerhsips only		Total Without Tax exempt and partnerhsips
	Tier 1 - CIT								
	Tier 1 - PIT								
	Tier 2 - CIT								
	Tier 2 - PIT								
	Total Gross - CIT								
	Total Gross - PIT								
	Income Inclusion - CIT								
	Income Inclusion - PIT								
	Total Net - CIT								
	Total Net - PIT								
	Total Net								
	Total Net - CIT - Rounded								
	Total Net - PIT - Rounded								
	Total Net - Rounded								

		Share of cost	\$ million						Share of cost	\$ million			
Partnerhsips only	Total Without Tax exempt and partnerhsips		2017	2018	Total	Total adjusted for share	Partnerhsips only	Total Without Tax exempt and partnerhsips		2017	2018	Total	Total adjusted for share
	Tier 1 - CIT							Tier 1 - CIT					
	Tier 1 - PIT							Tier 1 - PIT					

Tier 2 - CIT	
Tier 2 - PIT	
Total Gross - CIT	
Total Gross - PIT	
Income Inclusion - CIT	
Income Inclusion - PIT	
Total Net - CIT	
Total Net - PIT	
Total Net	
Total Net - CIT - Rounded	
Total Net - PIT - Rounded	
Total Net - Rounded	

Tier 2 - CIT	
Tier 2 - PIT	
Total Gross - CIT	
Total Gross - PIT	
Income Inclusion - CIT	
Income Inclusion - PIT	
Total Net - CIT	
Total Net - PIT	
Total Net	
Total Net - CIT - Rounded	
Total Net - PIT - Rounded	

		Share of cost	\$ million					
Total Without Tax exempt and							Total Without Tax exempt and	
Partnerhsips only	partnerhsips		2017	2018	Total	Total adjusted for share	Partnerhsips only	partnerhsips
	Tier 1 - CIT							
	Tier 1 - PIT							
	Tier 2 - CIT							
	Tier 2 - PIT							
	Total Gross - CIT							
	Total Gross - PIT							
	Income Inclusion - CIT							
	Income Inclusion - PIT							
	Total Net - CIT							
	Total Net - PIT							
	Total Net							
	Total Net - CIT - Rounded							
	Total Net - PIT - Rounded							
	Total Net - Rounded							

		Share of cost	\$ million						Share of cost	\$ million			
Total Without Tax exempt and							Total Without Tax exempt and						
Partnerhsips only	partnerhsips		2017	2018	Total	Total adjusted for share	Partnerhsips only	partnerhsips		2017	2018	Total	Total adjusted for share
	Tier 1 - CIT							Tier 1 - CIT					
	Tier 1 - PIT							Tier 1 - PIT					
	Tier 2 - CIT							Tier 2 - CIT					
	Tier 2 - PIT							Tier 2 - PIT					
	Total Gross - CIT							Total Gross - CIT					
	Total Gross - PIT							Total Gross - PIT					

Income Inclusion - CIT
Income Inclusion - PIT

Total Net - CIT
Total Net - PIT
Total Net

Total Net - CIT - Rounded
Total Net - PIT - Rounded
Total Net - Rounded

Income Inclusion - CIT
Income Inclusion - PIT

Total Net - CIT
Total Net - PIT
Total Net

Total Net - CIT - Rounded
Total Net - PIT - Rounded
Total Net - Rounded

Total Without Tax exempt and partnerhsips		Share of cost	\$ million					Total Without Tax exempt and partnerhsips
Partnerhsips only	partnerhsips		2017	2018	Total	Total adjusted for share	Partnerhsips only	partnerhsips
	Tier 1 - CIT							
	Tier 1 - PIT							
	Tier 2 - CIT							
	Tier 2 - PIT							
	Total Gross - CIT							
	Total Gross - PIT							
	Income Inclusion - CIT							
	Income Inclusion - PIT							
	Total Net - CIT							
	Total Net - PIT							
	Total Net							
	Total Net - CIT - Rounded							
	Total Net - PIT - Rounded							
	Total Net - Rounded							

Total Without Tax exempt and partnerhsips		Share of cost	\$ million					Total Without Tax exempt and partnerhsips	Share of cost	\$ million			
Partnerhsips only	partnerhsips		2017	2018	Total	Total adjusted for share	Partnerhsips only	partnerhsips		2017	2018	Total	Total adjusted for share
	Tier 1 - CIT							Tier 1 - CIT					
	Tier 1 - PIT							Tier 1 - PIT					
	Tier 2 - CIT							Tier 2 - CIT					
	Tier 2 - PIT							Tier 2 - PIT					
	Total Gross - CIT							Total Gross - CIT					
	Total Gross - PIT							Total Gross - PIT					
	Income Inclusion - CIT							Income Inclusion - CIT					
	Income Inclusion - PIT							Income Inclusion - PIT					
	Total Net - CIT							Total Net - CIT					
	Total Net - PIT							Total Net - PIT					
	Total Net							Total Net					

s.69(1)(g) re: (d)
s.69(1)(g) re: (e)

Total Without Tax exempt and partnerhsips only						Total Without Tax exempt and partnerhsips only					
		2017	2018	Total	Total adjusted for share			2017	2018	Total	Total adjusted for share
	Tier 1 - CIT						Tier 1 - CIT				
	Tier 1 - PIT						Tier 1 - PIT				
	Tier 2 - CIT						Tier 2 - CIT				
	Tier 2 - PIT						Tier 2 - PIT				
Total Gross - CIT						Total Gross - CIT					
Total Gross - PIT						Total Gross - PIT					
Income Inclusion - CIT						Income Inclusion - CIT					
Income Inclusion - PIT						Income Inclusion - PIT					
Total Net - CIT						Total Net - CIT					
Total Net - PIT						Total Net - PIT					
Total Net						Total Net					
Total Net - CIT - Rounded						Total Net - CIT - Rounded					
Total Net - PIT - Rounded						Total Net - PIT - Rounded					
Total Net - Rounded						Total Net - Rounded					

		Share of cost	\$ million						Share of cost	\$ million			
Total Without Tax exempt and							Total Without Tax exempt and						
Partnerhsips only	partnerhsips		2017	2018	Total	Total adjusted for share	Partnerhsips only	partnerhsips		2017	2018	Total	Total adjusted for share
	Tier 1 - CIT							Tier 1 - CIT					
	Tier 1 - PIT							Tier 1 - PIT					
	Tier 2 - CIT							Tier 2 - CIT					
	Tier 2 - PIT							Tier 2 - PIT					
	Total Gross - CIT							Total Gross - CIT					
	Total Gross - PIT							Total Gross - PIT					
	Income Inclusion - CIT							Income Inclusion - CIT					
	Income Inclusion - PIT							Income Inclusion - PIT					
	Total Net - CIT							Total Net - CIT					
	Total Net - PIT							Total Net - PIT					
	Total Net							Total Net					
	Total Net - CIT - Rounded							Total Net - CIT - Rounded					
	Total Net - PIT - Rounded							Total Net - PIT - Rounded					
	Total Net - Rounded							Total Net - Rounded					

		Share of cost	\$ million						Share of cost	\$ million			
Total Without Tax exempt and							Total Without Tax exempt and						
Partnerhsips only	partnerhsips		2017	2018	Total	Total adjusted for share	Partnerhsips only	partnerhsips		2017	2018	Total	Total adjusted for share
	Tier 1 - CIT							Tier 1 - CIT					
	Tier 1 - PIT							Tier 1 - PIT					
	Tier 2 - CIT							Tier 2 - CIT					

Total Net - CIT
Total Net - PIT
Total Net

Total Net - CIT - Rounded
Total Net - PIT - Rounded
Total Net - Rounded

Total Net - CIT
Total Net - PIT
Total Net

Total Net - CIT - Rounded
Total Net - PIT - Rounded
Total Net - Rounded

s.69(1)(g) re: (d)
s.69(1)(g) re: (e)

BLANK PAGE

© 2006 The Authors
Journal compilation © 2006 Blackwell Publishing Ltd

exempt and

Partnerships only

	Total Without Tax exempt and partnerhsips only
--	--

	Total Without Tax exempt and Partnerhsips only partnerhsips
--	---

		Share of cost	<u>\$ million</u>					Share of cost	<u>\$ million</u>						
Total Without Tax exempt and Partnerhsips only partnerhsips			2017	2018	Total	Total adjusted for share	Partnerhsips only	Total Without Tax exempt and partnerhsips		2017	2018	Total	Total adjusted for share	Partnerhsips only	Total Without Tax exempt and partnerhsips
	Tier 1 - CIT							Tier 1 - CIT							
	Tier 1 - PIT							Tier 1 - PIT							
	Tier 2 - CIT							Tier 2 - CIT							
	Tier 2 - PIT							Tier 2 - PIT							
	Total Gross - CIT							Total Gross - CIT							
	Total Gross - PIT							Total Gross - PIT							
	Income Inclusion - CIT							Income Inclusion - CIT							
	Income Inclusion - PIT							Income Inclusion - PIT							
	Total Net - CIT							Total Net - CIT							
	Total Net - PIT							Total Net - PIT							
	Total Net							Total Net							
Total Net - CIT - Rounded								Total Net - CIT - Rounded							
Total Net - PIT - Rounded								Total Net - PIT - Rounded							
Total Net - Rounded								Total Net - Rounded							
		Share of cost	<u>\$ million</u>					Share of cost	<u>\$ million</u>						
Total Without Tax exempt and Partnerhsips only partnerhsips			2017	2018	Total	Total adjusted for share	Partnerhsips only	Total Without Tax exempt and partnerhsips		2017	2018	Total	Total adjusted for share	Partnerhsips only	Total Without Tax exempt and partnerhsips
	Tier 1 - CIT							Tier 1 - CIT							
	Tier 1 - PIT							Tier 1 - PIT							
	Tier 2 - CIT							Tier 2 - CIT							
s.69(1)(g) re: (d)															
s.69(1)(g) re: (e)															

Tier 2 - PIT
Total Gross - CIT
Total Gross - PIT
Income Inclusion - CIT
Income Inclusion - PIT
Total Net - CIT
Total Net - PIT
Total Net
Total Net - CIT - Rounded
Total Net - PIT - Rounded
Total Net - Rounded

Tier 2 - PIT
Total Gross - CIT
Total Gross - PIT
Income Inclusion - CIT
Income Inclusion - PIT
Total Net - CIT
Total Net - PIT
Total Net
Total Net - CIT - Rounded
Total Net - PIT - Rounded
Total Net - Rounded

		Share of cost	\$ million					Share of cost	\$ million						
Total Without Tax exempt and Partnerhsips only partnerhsips			2017	2018	Total	Total adjusted for share	Partnerhsips only	Total Without Tax exempt and partnerhsips		2017	2018	Total	Total adjusted for share	Partnerhsips only	Total Without Tax exempt and partnerhsips
	Tier 1 - CIT							Tier 1 - CIT							
	Tier 1 - PIT							Tier 1 - PIT							
	Tier 2 - CIT							Tier 2 - CIT							
	Tier 2 - PIT							Tier 2 - PIT							
Total Gross - CIT								Total Gross - CIT							
Total Gross - PIT								Total Gross - PIT							
Income Inclusion - CIT								Income Inclusion - CIT							
Income Inclusion - PIT								Income Inclusion - PIT							
Total Net - CIT								Total Net - CIT							
Total Net - PIT								Total Net - PIT							
Total Net								Total Net							
Total Net - CIT - Rounded								Total Net - CIT - Rounded							
Total Net - PIT - Rounded								Total Net - PIT - Rounded							
Total Net - Rounded								Total Net - Rounded							

		Share of cost	\$ million					Share of cost	\$ million						
Total Without Tax exempt and Partnerhsips only partnerhsips			2017	2018	Total	Total adjusted for share	Partnerhsips only	Total Without Tax exempt and partnerhsips		2017	2018	Total	Total adjusted for share	Partnerhsips only	Total Without Tax exempt and partnerhsips
	Tier 1 - CIT							Tier 1 - CIT							
	Tier 1 - PIT							Tier 1 - PIT							
	Tier 2 - CIT							Tier 2 - CIT							
	Tier 2 - PIT							Tier 2 - PIT							
Total Gross - CIT								Total Gross - CIT							
Total Gross - PIT								Total Gross - PIT							
Income Inclusion - CIT								Income Inclusion - CIT							s.69(1)(g) re: (d)
Income Inclusion - PIT								Income Inclusion - PIT							s.69(1)(g) re: (e)

Total Net - CIT
Total Net - PIT
Total Net

Total Net - CIT - Rounded
Total Net - PIT - Rounded
Total Net - Rounded

Total Net - CIT
Total Net - PIT
Total Net

Total Net - CIT - Rounded
Total Net - PIT - Rounded
Total Net - Rounded

s.69(1)(g) re: (d)
s.69(1)(g) re: (e)

Pages 2362 to / à 2423
are duplicates
sont des duplicatas

	Jan-2020	Feb-2020	Mar-2020	Apr-2020	May-2020	Jun-2020	Jul-2020	Aug-2020	Sep-2020	Oct-2020	Nov-2020	Dec-2020

s.18(d)
s.21(1)(b)

4-week Period					\$ million							
					CFWS 4week	Period 5	Period 6	Period 7	Period 8	Period 9	Period 10	
Total Gross - CIT												
Total Gross - PIT												
Total Gross												

4-week Period					\$ million							
					CEWS 4week	Period 5	Period 6	Period 7	Period 8	Period 9	Period 10	
Total Gross - CIT												
Total Gross - PIT												
Total Gross												

					CEWS 4week	Period 5	Period 6	Period 7	Period 8	Period 9	
Total Gross - CIT											
Total Gross - PIT											
Total Gross											

s.69(1)(g) re: (d)
s.69(1)(g) re: (e)

					\$ million			
					CEWS 4week	Period 5	Period 6	Period 7
Furloughed employee portion								
Gross - CIT								
Gross - PIT								
CEWS New scheme								
Gross - CIT								
Gross - PIT								
Total Gross - CIT								
Total Gross - PIT								
Total Gross								



					\$ million			
					CEWS 4week	Period 5	Period 6	Period 7
Furloughed employee portion								
Gross - CIT								
Gross - PIT								
CEWS New scheme								
Gross - CIT								
Gross - PIT								
Total Gross - CIT								
Total Gross - PIT								
Total Gross								

					\$ million			
					CEWS 4week	Period 5	Period 6	Period 7
Furloughed employee portion								
Gross - CIT								
Gross - PIT								
CEWS New scheme								
Gross - CIT								

CEWS 4week

CEWS 4week

CEWS 4week

CEWS 4week

CEWS 4week

CEWS 4week

CEWS 4week

CEWS 4week

CEWS 4week

CEWS 4week

CEWS 4week

CEWS 4week

CEWS 4week

CEWS 4week

CEWS 4week

CEWS 4week

CEWS 4week

CEWS 4week

CEWS 4week

CEWS 4week

CEWS 4week

CEWS 4week

CEWS 4week

CEWS 4week

CEWS 4week

CEWS 4week

CEWS 4week

CEWS 4week

CEWS 4week

CEWS 4week

CEWS 4week

CEWS 4week

CEWS 4week

CEWS 4week

CEWS 4week

CEWS 4week

CEWS 4week

CEWS 4week

s.69(1)(g) re: (e)

	CEWS 4week	Period 5	Period 6	Period 7	Period 8
<i>Furloughed employee portion</i>					
Gross - CIT					
Gross - PIT					
<i>CEWS New scheme</i>					
Gross - CIT					
Gross - PIT					
Total Gross - CIT					
Total Gross - PIT					
Total Gross					

					\$ million		
			CEWS 4week	Period 5	Period 6	Period 7	Period 8
Furloughed employee portion							
Gross - CIT							
Gross - PIT							
CEWS New scheme							
Gross - CIT							
Gross - PIT							
Total Gross - CIT							
Total Gross - PIT							
Total Gross							

					\$ million	
			CEWS 4week	Period 5	Period 6	Period 7
Furloughed employee portion						
Gross - CIT						
Gross - PIT						
CEWS New scheme						
Gross - CIT						
Gross - PIT						
Total Gross - CIT						
Total Gross - PIT						
Total Gross						

[illegible]

	\$ million						
	CEWS 4week	Period 5	Period 6	Period 7	Period 8	Period 9	Period 10
<i>Furloughed employee portion</i>							
Gross - CIT							
Gross - PIT							
<i>CEWS New scheme</i>							
Gross - CIT							

s.69(1)(g) re: (d)

s.69(1)(g) re: (e)

Gross - PIT
Total Gross - CIT
Total Gross - PIT
Total Gross

\$ million
CEWS 4week Period 5 Period 6 Period 7 Period 8 Period 9 Period 10

Furloughed employee portion
Gross - CIT
Gross - PIT
CEWS New scheme
Gross - CIT
Gross - PIT
Total Gross - CIT
Total Gross - PIT
Total Gross

\$ million
CEWS 4week Period 5 Period 6 Period 7 Period 8

Furloughed employee portion
Gross - CIT
Gross - PIT
CEWS New scheme
Gross - CIT
Gross - PIT
Total Gross - CIT
Total Gross - PIT
Total Gross

\$ million
Period 1 Period 2 Period 3

Furloughed employee portion
Gross - CIT
Gross - PIT
CEWS New scheme
Gross - CIT
Gross - PIT
Total Gross - CIT
Total Gross - PIT
Total Gross

\$ million
CEWS 4week Period 5 Period 6 Period 7 Period 8 Period 9 Period 10

Furloughed employee portion
Gross - CIT
Gross - PIT
CEWS New scheme
Gross - CIT
Gross - PIT
Total Gross - CIT
Total Gross - PIT
Total Gross

s.69(1)(g) re: (d)
s.69(1)(g) re: (e)

	CEWS 4week	Period 5	Period 6	Period 7	Period 8	Period 9	Period 10
<i>Unfurloughed employee portion</i>							
Gross - CIT							
Gross - PIT							
<i>CEWS New scheme</i>							
Gross - CIT							
Gross - PIT							
Total Gross - CIT							
Total Gross - PIT							
Total Gross							

[illegible][illegible][illegible]

	\$ million						
	CEWS 4week	Period 5	Period 6	Period 7	Period 8	Period 9	Period 10
Furloughed employee portion							

s.69(1)(g) re: (d)
s.69(1)(g) re: (e)

002429

<i>Furloughed employee portion</i>	
Gross - CIT	
Gross - PIT	
<i>CEWS New scheme</i>	
Gross - CIT	
Gross - PIT	
Total Gross - CIT	
Total Gross - PIT	
Total Gross	

Furloughed employee portion	
Gross - CIT	
Gross - PIT	
CEWS New scheme	
Gross - CIT	
Gross - PIT	
Total Gross - CIT	
Total Gross - PIT	
Total Gross	

Furloughed employee portion	
Gross - CIT	
Gross - PIT	
CEWS New scheme	
Gross - CIT	
Gross - PIT	
Total Gross - CIT	
Total Gross - PIT	
Total Gross	

Furloughed employee portion	
Gross - CIT	
Gross - PIT	
CEWS New scheme	
Gross - CIT	
Gross - PIT	
Total Gross - CIT	
Total Gross - PIT	
Total Gross	

002431

		\$ million							
		CEWS 4week	Period 5	Period 6	Period 7	Period 8	Period 9	Period 10	
Furloughed employee portion									
Gross - CIT									
Gross - PIT									
CEWS New scheme									
Gross - CIT									
Gross - PIT									
Total Gross - CIT									
Total Gross - PIT									
Total Gross									

		\$ million							
		CEWS 4week	Period 5	Period 6	Period 7	Period 8	Period 9	Period 10	
Furloughed employee portion									
Gross - CIT									
Gross - PIT									
CEWS New scheme									
Gross - CIT									
Gross - PIT									
Total Gross - CIT									
Total Gross - PIT									
Total Gross									

		\$ million							
		CEWS 4week	Period 5	Period 6	Period 7	Period 8	Period 9	Period 10	
Furloughed employee portion									
Gross - CIT									
Gross - PIT									
CEWS New scheme									
Gross - CIT									
Gross - PIT									
Total Gross - CIT									
Total Gross - PIT									
Total Gross									

s.69(1)(g) re: (d)
s.69(1)(g) re: (e)

	Jan-2020	Feb-2020	Mar-2020	Apr-2020	May-2020	Jun-2020	Jul-2020	Aug-2020	Sep-2020	Oct-2020	Nov-2020	Dec-2020

s.18(d)
s.21(1)(b)

4-week Period					\$ million							
					CEWS 4week	Period 5	Period 6	Period 7	Period 8	Period 9	Period 10	
Total Gross - CIT												
Total Gross - PIT												
Total Gross												

4-week Period					\$ million							
					CEWS 4week	Period 5	Period 6	Period 7	Period 8	Period 9	Period 10	
Total Gross - CIT												
Total Gross - PIT												
Total Gross												

					CEWS 4week	Period 5	Period 6	Period 7	Period 8	Period 9	
Total Gross - CIT											
Total Gross - PIT											
Total Gross											

s.69(1)(g) re: (d)
s.69(1)(g) re: (e)

					\$ million			
					CEWS 4week	Period 5	Period 6	Period 7
Furloughed employee portion								
Gross - CIT								
Gross - PIT								
CEWS New scheme								
Gross - CIT								
Gross - PIT								
Total Gross - CIT								
Total Gross - PIT								
Total Gross								

					\$ million			
					CEWS 4week	Period 5	Period 6	Period 7
Furloughed employee portion								
Gross - CIT								
Gross - PIT								
CEWS New scheme								
Gross - CIT								
Gross - PIT								
Total Gross - CIT								
Total Gross - PIT								
Total Gross								

					\$ million			
					CEWS 4week	Period 5	Period 6	Period 7
Furloughed employee portion								
Gross - CIT								
Gross - PIT								
CEWS New scheme								
Gross - CIT								

Total Gross

Category	Revenue	Cost	Profit
Product A	100	60	40
Product B	80	50	30
Product C	120	70	50
Product D	90	55	35
Product E	110	65	45
Total	500	300	200
Total Gross			

Total Gross

Category	Revenue	Cost	Profit
Product A	100	60	40
Product B	80	50	30
Product C	120	70	50
Product D	90	55	35
Product E	110	65	45
Total	500	300	200
Total Gross			

Total Gross**Total Gross****Total Gross**

002434

		\$ million				
		CEWS 4week	Period 5	Period 6	Period 7	Period 8
Furloughed employee portion						
Gross - CIT						
Gross - PIT						
CEWS New scheme						
Gross - CIT						
Gross - PIT						
Total Gross - CIT						
Total Gross - PIT						
Total Gross						

		\$ million				
		CEWS 4week	Period 5	Period 6	Period 7	Period 8
Furloughed employee portion						
Gross - CIT						
Gross - PIT						
CEWS New scheme						
Gross - CIT						
Gross - PIT						
Total Gross - CIT						
Total Gross - PIT						
Total Gross						

s.69(1)(g) re: (d)
s.69(1)(g) re: (e)

		\$ million			
		CEWS 4week	Period 5	Period 6	Period 7
Furloughed employee portion					
Gross - CIT					
Gross - PIT					
CEWS New scheme					
Gross - CIT					
Gross - PIT					
Total Gross - CIT					
Total Gross - PIT					
Total Gross					

		\$ million							
		CEWS 4week	Period 5	Period 6	Period 7	Period 8	Period 9	Period 10	
Furloughed employee portion									
Gross - CIT									
Gross - PIT									
CEWS New scheme									
Gross - CIT									
Gross - PIT									
Total Gross - CIT									
Total Gross - PIT									
Total Gross									

		\$ million							
		CEWS 4week	Period 5	Period 6	Period 7	Period 8	Period 9	Period 10	
Furloughed employee portion									
Gross - CIT									
Gross - PIT									
CEWS New scheme									
Gross - CIT									

Gross - PIT

Total Gross - CIT**Total Gross - PIT****Total Gross**

Furloughed employee portion

Gross - CIT

Gross - PIT

CEWS New scheme

Gross - CIT

Gross - PIT

Total Gross - CIT**Total Gross - PIT****Total Gross**

Furloughed employee portion

Gross - CIT

Gross - PIT

CEWS New scheme

Gross - CIT

Gross - PIT

Total Gross - CIT**Total Gross - PIT****Total Gross**

Furloughed employee portion

Gross - CIT

Gross - PIT

CEWS New scheme

Gross - CIT

Gross - PIT

Total Gross - CIT**Total Gross - PIT****Total Gross**

Furloughed employee portion

Gross - CIT

Gross - PIT

CEWS New scheme


Gross - CIT

Gross - PIT

Total Gross - CIT**Total Gross - PIT****Total Gross**

s.69(1)(g) re: (d)

s.69(1)(g) re: (e)



	\$ million						
	CEWS 4week	Period 5	Period 6	Period 7	Period 8	Period 9	Period 10
Furloughed employee portion							
Gross - CIT							
Gross - PIT							
CEWS New scheme							
Gross - CIT							
Gross - PIT							
Total Gross - CIT							
Total Gross - PIT							
Total Gross							

	\$ million						
	CEWS 4week	Period 5	Period 6	Period 7	Period 8	Period 9	Period 10
Furloughed employee portion							
Gross - CIT							
Gross - PIT							
CEWS New scheme							
Gross - CIT							
Gross - PIT							
Total Gross - CIT							
Total Gross - PIT							
Total Gross							

	\$ million						
	CEWS 4week	Period 5	Period 6	Period 7	Period 8	Period 9	Period 10
Furloughed employee portion							
Gross - CIT							
Gross - PIT							
CEWS New scheme							
Gross - CIT							
Gross - PIT							
Total Gross - CIT							
Total Gross - PIT							
Total Gross							

	\$ million						
	CEWS 4week	Period 5	Period 6	Period 7	Period 8	Period 9	Period 10
Furloughed employee portion							
Gross - CIT							
Gross - PIT							
CEWS New scheme							
Gross - CIT							
Gross - PIT							
Total Gross - CIT							
Total Gross - PIT							
Total Gross							

	\$ million						
	CEWS 4week	Period 5	Period 6	Period 7	Period 8	Period 9	Period 10
Furloughed employee portion							

s.69(1)(g) re: (d)
s.69(1)(g) re: (e)

s.69(1)(g) re: (d)
s.69(1)(g) re: (e)

<i>Furloughed employee portion</i>	
Gross - CIT	
Gross - PIT	
<i>CEWS New scheme</i>	
Gross - CIT	
Gross - PIT	
Total Gross - CIT	
Total Gross - PIT	
Total Gross	

<i>Furloughed employee portion</i>										
Gross - CIT										
Gross - PIT										
<i>CEWS New scheme</i>										
Gross - CIT										
Gross - PIT										
Total Gross - CIT										
Total Gross - PIT										
Total Gross										

<i>Furloughed employee portion</i>										
Gross - CIT										
Gross - PIT										
<i>CEWS New scheme</i>										
Gross - CIT										
Gross - PIT										
Total Gross - CIT										
Total Gross - PIT										
Total Gross										

<i>Furloughed employee portion</i>										
Gross - CIT										
Gross - PIT										
<i>CEWS New scheme</i>										
Gross - CIT										
Gross - PIT										
Total Gross - CIT										
Total Gross - PIT										
Total Gross										

<i>Furloughed employee portion</i>										
Gross - CIT										

s.69(1)(g) re: (d)
s.69(1)(g) re: (e)

Total Gross - CIT
Total Gross - PIT

1000

Total Gross

Period 10

Total Gross

Period 10

Total Gross

Period 10

Total Gross

s.69(1)(g) re: (e)

	\$ million							
	CEWS 4week	Period 5	Period 6	Period 7	Period 8	Period 9	Period 10	
Furloughed employee portion								
Gross - CIT								
Gross - PIT								
CEWS New scheme								
Gross - CIT								
Gross - PIT								
Total Gross - CIT								
Total Gross - PIT								
Total Gross								

	\$ million							
	CEWS 4week	Period 5	Period 6	Period 7	Period 8	Period 9	Period 10	
Furloughed employee portion								
Gross - CIT								
Gross - PIT								
CEWS New scheme								
Gross - CIT								
Gross - PIT								
Total Gross - CIT								
Total Gross - PIT								
Total Gross								

	\$ million							
	CEWS 4week	Period 5	Period 6	Period 7	Period 8	Period 9	Period 10	
Furloughed employee portion								
Gross - CIT								
Gross - PIT								
CEWS New scheme								
Gross - CIT								
Gross - PIT								
Total Gross - CIT								
Total Gross - PIT								
Total Gross								

s.69(1)(g) re: (d)
s.69(1)(g) re: (e)

	Jan-2020	Feb-2020	Mar-2020	Apr-2020	May-2020	Jun-2020	Jul-2020	Aug-2020	Sep-2020	Oct-2020	Nov-2020	Dec-2020

s.18(d)
s.21(1)(b)

4-week Period					\$ million							
					CEWS 4week	Period 5	Period 6	Period 7	Period 8	Period 9	Period 10	
Total Gross - CIT												
Total Gross - PIT												
Total Gross												

4-week Period					\$ million							
					CEWS 4week	Period 5	Period 6	Period 7	Period 8	Period 9	Period 10	
Total Gross - CIT												
Total Gross - PIT												
Total Gross												

					CEWS 4week	Period 5	Period 6	Period 7	Period 8	Period 9	
Total Gross - CIT											
Total Gross - PIT											
Total Gross											

					\$ million			
					CEWS 4week	Period 5	Period 6	Period 7
Furloughed employee portion								
Gross - CIT								
Gross - PIT								
CEWS New scheme								
Gross - CIT								
Gross - PIT								
Total Gross - CIT								
Total Gross - PIT								
Total Gross								

s.69(1)(g) re: (d)
s.69(1)(g) re: (e)

					\$ million			
					CEWS 4week	Period 5	Period 6	Period 7
Furloughed employee portion								
Gross - CIT								
Gross - PIT								
CEWS New scheme								
Gross - CIT								
Gross - PIT								
Total Gross - CIT								
Total Gross - PIT								
Total Gross								

					\$ million			
					CEWS 4week	Period 5	Period 6	Period 7
Furloughed employee portion								
Gross - CIT								
Gross - PIT								
CEWS New scheme								
Gross - CIT								

Total Gross

		\$ million			
		CEWS 4week	Period 5	Period 6	Period 7

Total Gross

	\$ million				
	CEWS 4week	Period 5	Period 6	Period 7	Period 8

Total Gross

	\$ million				
	CEWS 4week	Period 5	Period 6	Period 7	Period 8

Total Gross[illegible]**Total Gross**

		\$ million				
		CEWS 4week	Period 5	Period 6	Period 7	Period 8
Furloughed employee portion						
Gross - CIT						
Gross - PIT						
CEWS New scheme						
Gross - CIT						
Gross - PIT						
Total Gross - CIT						
Total Gross - PIT						
Total Gross						

		\$ million				
		CEWS 4week	Period 5	Period 6	Period 7	Period 8
Furloughed employee portion						
Gross - CIT						
Gross - PIT						
CEWS New scheme						
Gross - CIT						
Gross - PIT						
Total Gross - CIT						
Total Gross - PIT						
Total Gross						

s.69(1)(g) re: (d)
s.69(1)(g) re: (e)

		\$ million			
		CEWS 4week	Period 5	Period 6	Period 7
Furloughed employee portion					
Gross - CIT					
Gross - PIT					
CEWS New scheme					
Gross - CIT					
Gross - PIT					
Total Gross - CIT					
Total Gross - PIT					
Total Gross					

		\$ million							
		CEWS 4week	Period 5	Period 6	Period 7	Period 8	Period 9	Period 10	
<i>Furloughed employee portion</i>									
Gross - CIT									
Gross - PIT									
<i>CEWS New scheme</i>									
Gross - CIT									
Gross - PIT									
Total Gross - CIT									
Total Gross - PIT									
Total Gross									

		\$ million							
		CEWS 4week	Period 5	Period 6	Period 7	Period 8	Period 9	Period 10	
<i>Furloughed employee portion</i>									
Gross - CIT									
Gross - PIT									
<i>CEWS New scheme</i>									
Gross - CIT									

Gross - PIT
Total Gross - CIT
Total Gross - PIT
Total Gross



		\$ million							
		CEWS 4week	Period 5	Period 6	Period 7	Period 8	Period 9	Period 10	

Furlounded employee portion

Gross - CIT
Gross - PIT
CEWS New scheme
Gross - CIT
Gross - PIT

Total Gross - CIT
Total Gross - PIT
Total Gross



		\$ million					
		CEWS 4week	Period 5	Period 6	Period 7	Period 8	

Furlounded employee portion

Gross - CIT
Gross - PIT
CEWS New scheme
Gross - CIT
Gross - PIT

Total Gross - CIT
Total Gross - PIT
Total Gross



		\$ million		
		Period 1	Period 2	Period 3

Furlounded employee portion

Gross - CIT
Gross - PIT
CEWS New scheme
Gross - CIT
Gross - PIT

Total Gross - CIT
Total Gross - PIT
Total Gross




		\$ million							
		CEWS 4week	Period 5	Period 6	Period 7	Period 8	Period 9	Period 10	


Furlounded employee portion

Gross - CIT
Gross - PIT
CEWS New scheme
Gross - CIT
Gross - PIT

Total Gross - CIT
Total Gross - PIT
Total Gross



s.69(1)(g) re: (d)
s.69(1)(g) re: (e)



	\$ million						
	CEWS 4week	Period 5	Period 6	Period 7	Period 8	Period 9	Period 10
Furloughed employee portion							
Gross - CIT							
Gross - PIT							
CEWS New scheme							
Gross - CIT							
Gross - PIT							
Total Gross - CIT							
Total Gross - PIT							
Total Gross							

	\$ million						
	CEWS 4week	Period 5	Period 6	Period 7	Period 8	Period 9	Period 10
Furloughed employee portion							
Gross - CIT							
Gross - PIT							
CEWS New scheme							
Gross - CIT							
Gross - PIT							
Total Gross - CIT							
Total Gross - PIT							
Total Gross							

	\$ million						
	CEWS 4week	Period 5	Period 6	Period 7	Period 8	Period 9	Period 10
Furloughed employee portion							
Gross - CIT							
Gross - PIT							
CEWS New scheme							
Gross - CIT							
Gross - PIT							
Total Gross - CIT							
Total Gross - PIT							
Total Gross							

	56%	59%	64%	68%	72%	76%	80%
	\$ million						
	CEWS 4week	Period 5	Period 6	Period 7	Period 8	Period 9	Period 10
Furloughed employee portion							
Gross - CIT							
Gross - PIT							
CEWS New scheme							
Gross - CIT							
Gross - PIT							
Total Gross - CIT							
Total Gross - PIT							
Total Gross							

	\$ million						
	CEWS 4week	Period 5	Period 6	Period 7	Period 8	Period 9	Period 10
Furloughed employee portion							

s.69(1)(g) re: (d)
s.69(1)(g) re: (e)

Gross - CIT
Gross - PIT
CEWS New scheme
Gross - CIT
Gross - PIT
Total Gross - CIT
Total Gross - PIT
Total Gross

--

Furloughed employee portion
Gross - CIT
Gross - PIT
CEWS New scheme
Gross - CIT
Gross - PIT
Total Gross - CIT
Total Gross - PIT
Total Gross

--

Furloughed employee portion
Gross - CIT
Gross - PIT
CEWS New scheme
Gross - CIT
Gross - PIT
Total Gross - CIT
Total Gross - PIT
Total Gross

--

Furloughed employee portion
Gross - CIT
Gross - PIT
CEWS New scheme
Gross - CIT
Gross - PIT
Total Gross - CIT
Total Gross - PIT
Total Gross

--

Furloughed employee portion
Gross - CIT
Gross - PIT
CEWS New scheme
Gross - CIT
Gross - PIT
Total Gross - CIT
Total Gross - PIT
Total Gross

--

\$ million						
CEWS 4week	Period 5	Period 6	Period 7	Period 8	Period 9	Period 10

s.69(1)(g) re: (d)
s.69(1)(g) re: (e)

<i>Hurloughed employee portion</i>	
Gross - CIT	
Gross - PIT	
<i>CEWS New scheme</i>	
Gross - CIT	
Gross - PIT	
Total Gross - CIT	
Total Gross - PIT	
Total Gross	

[illegible]

	\$ million						
	CEWS 4week	Period 5	Period 6	Period 7	Period 8	Period 9	Period 10
<i>Furloughed employee portion</i>							
Gross - CIT							
Gross - PIT							
<i>CEWS New scheme</i>							
Gross - CIT							
Gross - PIT							
Total Gross - CIT							
Total Gross - PIT							
Total Gross							

	\$ million						
	CEWS 4week	Period 5	Period 6	Period 7	Period 8	Period 9	Period 10
<i>Furloughed employee portion</i>							
Gross - CIT							
Gross - PIT							
<i>CEWS New scheme</i>							
Gross - CIT							
Gross - PIT							
Total Gross - CIT							
Total Gross - PIT							
Total Gross							

	\$ million						
	CEWS 4week	Period 5	Period 6	Period 7	Period 8	Period 9	Period 10
<i>Furloughed employee portion</i>							
Gross - CIT							

s.69(1)(g) re: (d)

s.69(1)(g) re: (e)

<i>Furloughed employee portion</i>	
Gross - CIT	
Gross - PIT	
<i>CEWS New scheme</i>	
Gross - CIT	
Gross - PIT	
Total Gross - CIT	
Total Gross - PIT	
Total Gross	

<i>Furloughed employee portion</i>	
Gross - CIT	
Gross - PIT	
<i>CEWS New scheme</i>	
Gross - CIT	
Gross - PIT	
Total Gross - CIT	
Total Gross - PIT	
Total Gross	

<i>Furloughed employee portion</i>	
Gross - CIT	
Gross - PIT	
<i>CEWS New scheme</i>	
Gross - CIT	
Gross - PIT	
Total Gross - CIT	
Total Gross - PIT	
Total Gross	

<i>Furloughed employee portion</i>	
Gross - CIT	
Gross - PIT	
<i>CEWS New scheme</i>	
Gross - CIT	
Gross - PIT	
Total Gross - CIT	
Total Gross - PIT	
Total Gross	

002449

[illegible][illegible]

	<i>\$ million</i>						
	CEWS 4week	Period 5	Period 6	Period 7	Period 8	Period 9	Period 10
<i>Furloughed employee portion</i>							
Gross - CIT							
Gross - PIT							
<i>CEWS New scheme</i>							
Gross - CIT							
Gross - PIT							
Total Gross - CIT							
Total Gross - PIT							
Total Gross							

s.69(1)(g) re: (d)

s.69(1)(g) re: (e)

Period	7	8	9	Total
--------	---	---	---	-------

with those with zero employment income removed:

(small difference)

Period	7	8	9	Total
--------	---	---	---	-------

s.69(1)(g) re: (d)
s.69(1)(g) re: (e)

	Jan-2020	Feb-2020	Mar-2020	Apr-2020	May-2020	Jun-2020	Jul-2020	Aug-2020	Sep-2020	Oct-2020	Nov-2020	Dec-2020

12.2%9.4%8.5%8.4%7.8%

4-week Period	\$ million									
	CEWS 4week	Period 5	Period 6	Period 7	Period 8	Period 9	Period 10			

Total Gross - CIT	
Total Gross - PIT	
Total Gross	

4-week Period	\$ million									
	CEWS 4week	Period 5	Period 6	Period 7	Period 8	Period 9	Period 10			

Total Gross - CIT	
Total Gross - PIT	
Total Gross	

	CEWS 4week	Period 5	Period 6	Period 7	Period 8	Period 9
--	------------	----------	----------	----------	----------	----------

Share of employee	
Total Gross - CIT	
Total Gross - PIT	
Total Gross	

	\$ million				
	CEWS 4week	Period 5	Period 6	Period 7	

Furloughed employee portion	
Gross - CIT	
Gross - PIT	
CEWS New scheme	
Gross - CIT	
Gross - PIT	
Total Gross - CIT	
Total Gross - PIT	
Total Gross	



	\$ million				
	CEWS 4week	Period 5	Period 6	Period 7	

Furloughed employee portion	
Gross - CIT	
Gross - PIT	
CEWS New scheme	
Gross - CIT	
Gross - PIT	
Total Gross - CIT	
Total Gross - PIT	
Total Gross	

	\$ million				
	CEWS 4week	Period 5	Period 6	Period 7	Period 8

Furloughed employee portion	
Gross - CIT	
Gross - PIT	
CEWS New scheme	
Gross - CIT	
Gross - PIT	
Total Gross - CIT	
Total Gross - PIT	

s.18(d)
s.21(1)(b)

s.69(1)(g) re: (d)
s.69(1)(g) re: (e)

Total Gross

\$ million				
	CEWS 4week	Period 5	Period 6	Period 7
Furloughed employee portion				
Gross - CIT				
Gross - PIT				
CEWS New scheme				
Gross - CIT				
Gross - PIT				
Total Gross - CIT				
Total Gross - PIT				
Total Gross				

s.69(1)(g) re: (d)

s.69(1)(g) re: (e)

	\$ million				
	CEWS 4week	Period 5	Period 6	Period 7	Period 8
Furloughed employee portion					
Gross - CIT					
Gross - PIT					
CEWS New scheme					
Gross - CIT					
Gross - PIT					
Total Gross - CIT					
Total Gross - PIT					
Total Gross					

		\$ million				
		CEWS 4week	Period 5	Period 6	Period 7	Period 8
Furloughed employee portion						
Gross - CIT						
Gross - PIT						
CEWS New scheme						
Gross - CIT						
Gross - PIT						
Total Gross - CIT						
Total Gross - PIT						
Total Gross						



	\$ million			
	CEWS 4week	Period 5	Period 6	Period 7
<i>rurnoungea employee portion</i>				
Gross - CIT				
Gross - PIT				
<i>CEWS New scheme</i>				
Gross - CIT				
Gross - PIT				
Total Gross - CIT				
Total Gross - PIT				
Total Gross				

		\$ million				
		CEWS 4week	Period 5	Period 6	Period 7	Period 8
Furloughed employee portion						

Gross - CIT
Gross - PIT
CEWS New scheme
Gross - CIT
Gross - PIT
Total Gross - CIT
Total Gross - PIT
Total Gross

	\$ million				
	CEWS 4week	Period 5	Period 6	Period 7	Period 8

Furloughed employee portion
Gross - CIT
Gross - PIT
CEWS New scheme
Gross - CIT
Gross - PIT
Total Gross - CIT
Total Gross - PIT
Total Gross

s.69(1)(g) re: (d)
s.69(1)(g) re: (e)

	\$ million			
	CEWS 4week	Period 5	Period 6	Period 7

Furloughed employee portion
Gross - CIT
Gross - PIT
CEWS New scheme
Gross - CIT
Gross - PIT
Total Gross - CIT
Total Gross - PIT
Total Gross

	\$ million						
	CEWS 4week	Period 5	Period 6	Period 7	Period 8	Period 9	Period 10

Furloughed employee portion
Gross - CIT
Gross - PIT
CEWS New scheme
Gross - CIT
Gross - PIT
Total Gross - CIT
Total Gross - PIT
Total Gross

	\$ million						
	CEWS 4week	Period 5	Period 6	Period 7	Period 8	Period 9	Period 10

Furloughed employee portion
Gross - CIT
Gross - PIT
CEWS New scheme
Gross - CIT
Gross - PIT
Total Gross - CIT
Total Gross - PIT
Total Gross

	\$ million						
--	------------	--	--	--	--	--	--

Total Gross**Total Gross**

Total Gross

Total Gross

Gross - CIT

Period 8

Period 3

Period 10

Period 10

Furloughed employee portion

Gross - CIT

Gross - PIT

CEWS New scheme

Gross - CIT

Gross - PIT

Total Gross - CIT

Total Gross - PIT

Total Gross

-

\$ million

CEWS 4week Period 5 Period 6 Period 7 Period 8 Period 9 Period 10

Furloughed employee portion

Gross - CIT

Gross - PIT

CEWS New scheme

Gross - CIT

Gross - PIT

Total Gross - CIT

Total Gross - PIT

Total Gross

\$ million

CEWS 4week Period 5 Period 6 Period 7 Period 8 Period 9 Period 10

Furloughed employee portion

Gross - CIT

Gross - PIT

CEWS New scheme

Gross - CIT

Gross - PIT

Total Gross - CIT

Total Gross - PIT

Total Gross

\$ million

CEWS 4week Period 5 Period 6 Period 7 Period 8 Period 9 Period 10

Furloughed employee portion

Gross - CIT

Gross - PIT

CEWS New scheme

Gross - CIT

Gross - PIT

Total Gross - CIT

Total Gross - PIT

Total Gross

\$ million

CEWS 4week Period 5 Period 6 Period 7 Period 8 Period 9 Period 10

Furloughed employee portion

Gross - CIT

Gross - PIT

CEWS New scheme

Gross - CIT

Gross - PIT

Total Gross - CIT

Total Gross - PIT

Total Gross

s.69(1)(g) re: (d)
s.69(1)(g) re: (e)

	\$ million							
	CEWS 4week	Period 5	Period 6	Period 7	Period 8	Period 9	Period 10	
Furloughed employee portion								
Gross - CIT								
Gross - PIT								
CEWS New scheme								
Gross - CIT								
Gross - PIT								
Total Gross - CIT								
Total Gross - PIT								
Total Gross								

	\$ million							
	CEWS 4week	Period 5	Period 6	Period 7	Period 8	Period 9	Period 10	
Furloughed employee portion								
Gross - CIT								
Gross - PIT								
CEWS New scheme								
Gross - CIT								
Gross - PIT								
Total Gross - CIT								
Total Gross - PIT								
Total Gross								

s.69(1)(g) re: (d)
s.69(1)(g) re: (e)

	\$ million							
	CEWS 4week	Period 5	Period 6	Period 7	Period 8	Period 9	Period 10	
Furloughed employee portion								
Gross - CIT								
Gross - PIT								
CEWS New scheme								
Gross - CIT								
Gross - PIT								
Total Gross - CIT								
Total Gross - PIT								
Total Gross								

	\$ million							
	CEWS 4week	Period 5	Period 6	Period 7	Period 8	Period 9	Period 10	
Furloughed employee portion								
Gross - CIT								
Gross - PIT								
CEWS New scheme								
Gross - CIT								
Gross - PIT								
Total Gross - CIT								
Total Gross - PIT								
Total Gross								

	\$ million							
	CEWS 4week	Period 5	Period 6	Period 7	Period 8	Period 9	Period 10	
Furloughed employee portion								
Gross - CIT								
Gross - PIT								
CEWS New scheme								
Gross - CIT								
Gross - PIT								
Total Gross - CIT								
Total Gross - PIT								

[illegible]

	Jan-2020	Feb-2020	Mar-2020	Apr-2020	May-2020	Jun-2020	Jul-2020	Aug-2020	Sep-2020	Oct-2020	Nov-2020	Dec-2020

s.18(d)
s.21(1)(b)

4-week Period					\$ million							
					CEWS 4week	Period 5	Period 6	Period 7	Period 8	Period 9	Period 10	
Total Gross - CIT												
Total Gross - PIT												
Total Gross												

4-week Period					\$ million							
					CEWS 4week	Period 5	Period 6	Period 7	Period 8	Period 9	Period 10	
Total Gross - CIT												
Total Gross - PIT												
Total Gross												

s.69(1)(g) re: (d)
s.69(1)(g) re: (e)

					CEWS 4week	Period 5	Period 6	Period 7	Period 8	Period 9	
Total Gross - CIT											
Total Gross - PIT											
Total Gross											

					\$ million			
					CEWS 4week	Period 5	Period 6	Period 7
Furloughed employee portion								
Gross - CIT								
Gross - PIT								
CEWS New scheme								
Gross - CIT								
Gross - PIT								
Total Gross - CIT								
Total Gross - PIT								
Total Gross								

					\$ million			
					CEWS 4week	Period 5	Period 6	Period 7
Furloughed employee portion								
Gross - CIT								
Gross - PIT								
CEWS New scheme								
Gross - CIT								
Gross - PIT								
Total Gross - CIT								
Total Gross - PIT								
Total Gross								

					\$ million			
					CEWS 4week	Period 5	Period 6	Period 7
Furloughed employee portion								
Gross - CIT								
Gross - PIT								
CEWS New scheme								
Gross - CIT								
Gross - PIT								
Total Gross - CIT								
Total Gross - PIT								

Total Gross

\$ million				
CEWS 4week	Period 5	Period 6	Period 7	
Furloughed employee portion				
Gross - CIT				
Gross - PIT				
CEWS New scheme				
Gross - CIT				
Gross - PIT				
Total Gross - CIT				
Total Gross - PIT				
Total Gross				

\$ million				
CEWS 4week	Period 5	Period 6	Period 7	Period 8
Furloughed employee portion				
Gross - CIT				
Gross - PIT				
CEWS New scheme				
Gross - CIT				
Gross - PIT				
Total Gross - CIT				
Total Gross - PIT				
Total Gross				

\$ million				
CEWS 4week	Period 5	Period 6	Period 7	Period 8
Furloughed employee portion				
Gross - CIT				
Gross - PIT				
CEWS New scheme				
Gross - CIT				
Gross - PIT				
Total Gross - CIT				
Total Gross - PIT				
Total Gross				



\$ million			
CEWS 4week	Period 5	Period 6	Period 7
Furloughed employee portion			
Gross - CIT			
Gross - PIT			
CEWS New scheme			
Gross - CIT			
Gross - PIT			
Total Gross - CIT			
Total Gross - PIT			
Total Gross			

\$ million				
CEWS 4week	Period 5	Period 6	Period 7	Period 8
Furloughed employee portion				

s.69(1)(g) re: (d)
s.69(1)(g) re: (e)

Gross - CIT	
Gross - PIT	
<i>CEWS New scheme</i>	
Gross - CIT	
Gross - PIT	
Total Gross - CIT	
Total Gross - PIT	
Total Gross	

		\$ million				
		CEWS 4week	Period 5	Period 6	Period 7	Period 8

runaround employee portion

Gross - CIT

Gross - PIT

CEWS New scheme

Gross - CIT

Gross - PIT

Total Gross - CIT

Total Gross - PIT

Total Gross	
--------------------	--

[illegible]

furiously employee portion

Gross - CIT

Gross - PIT

CEWS New scheme

Gross - CIT

Gross - PIT

Total Gross - CIT

Total Gross - PIT	
-------------------	--

Total Gross	
--------------------	--

	\$ million									
	CEWS 4week	Period 5	Period 6	Period 7	Period 8	Period 9	Period 10			

Furloughed employee portion

Gross - CIT

Gross - PIT

CEWS New scheme

Gross - CIT

Gross - PIT

Total Gross - CIT

Total Gross - PIT

Total Gross	
-------------	--

	\$ million						
	CEWS 4week	Period 5	Period 6	Period 7	Period 8	Period 9	Period 10

Furloughed employee portion

Gross - CIT

Gross - PIT

CEWS New scheme

Gross - CIT

Gross - PIT

Total Gross - CIT

Total Gross - PIT	
-------------------	--

Total Gross	
--------------------	--

\$ million

s.69(1)(g) re: (d)

s.69(1)(g) re: (e)

	CEWS 4week	Period 5	Period 6	Period 7	Period 8	Period 9	Period 10
<i>Furloughed employee portion</i>							
Gross - CIT							
Gross - PIT							
<i>CEWS New scheme</i>							
Gross - CIT							
Gross - PIT							
Total Gross - CIT							
Total Gross - PIT							
Total Gross							

					\$ million
Furloughed employee portion			CEWS 4week	Period 5	Period 6
Gross - CIT				Period 7	Period 8
Gross - PIT					
CEWS New scheme					
Gross - CIT					
Gross - PIT					
Total Gross - CIT					
Total Gross - PIT					
Total Gross					

	\$ million		
	Period 1	Period 2	Period 3
<i>Furloughed employee portion</i>			
Gross - CIT			
Gross - PIT			
<i>CEWS New scheme</i>			
Gross - CIT			
Gross - PIT			
Total Gross - CIT			
Total Gross - PIT			
Total Gross			

[illegible]

	\$ million							
	CEWS 4week	Period 5	Period 6	Period 7	Period 8	Period 9	Period 10	
<i>Furloughed employee portion</i>								
Gross - CIT								
Gross - PIT								
<i>CEWS New scheme</i>								
Gross - CIT								

s.69(1)(g) re: (d)

s.69(1)(g) re: (e)

Total Gross

Period 10

Total Gross

Period 10

Total Gross

Period 10

Total Gross

Period 10

Total Gross

	\$ million							
	CEWS 4week	Period 5	Period 6	Period 7	Period 8	Period 9	Period 10	
Furloughed employee portion								
Gross - CIT								
Gross - PIT								
CEWS New scheme								
Gross - CIT								
Gross - PIT								
Total Gross - CIT								=
Total Gross - PIT								
Total Gross								

	\$ million							
	CEWS 4week	Period 5	Period 6	Period 7	Period 8	Period 9	Period 10	
Furloughed employee portion								
Gross - CIT								
Gross - PIT								
CEWS New scheme								
Gross - CIT								
Gross - PIT								
Total Gross - CIT								
Total Gross - PIT								
Total Gross								

	\$ million							
	CEWS 4week	Period 5	Period 6	Period 7	Period 8	Period 9	Period 10	
Furloughed employee portion								
Gross - CIT								
Gross - PIT								
CEWS New scheme								
Gross - CIT								
Gross - PIT								
Total Gross - CIT								
Total Gross - PIT								
Total Gross								

	\$ million							
	CEWS 4week	Period 5	Period 6	Period 7	Period 8	Period 9	Period 10	
Furloughed employee portion								
Gross - CIT								
Gross - PIT								
CEWS New scheme								
Gross - CIT								
Gross - PIT								
Total Gross - CIT								
Total Gross - PIT								
Total Gross								

	\$ million							
	CEWS 4week	Period 5	Period 6	Period 7	Period 8	Period 9	Period 10	
Furloughed employee portion								
Gross - CIT								
Gross - PIT								
CEWS New scheme								
Gross - CIT								
Gross - PIT								
Total Gross - CIT								
Total Gross - PIT								

s.69(1)(g) re: (d)

s.69(1)(g) re: (e)

[illegible][illegible][illegible]

	\$ million							
	CEWS 4week	Period 5	Period 6	Period 7	Period 8	Period 9	Period 10	
Furloughed employee portion								
Gross - CIT								
Gross - PIT								
CEWS New scheme								
Gross - CIT								
Gross - PIT								
Total Gross - CIT								
Total Gross - PIT								
Total Gross								

	<i>\$ million</i>							
	CEWS 4week	Period 5	Period 6	Period 7	Period 8	Period 9	Period 10	
<i>Furloughed employee portion</i>								
Gross - CIT								
Gross - PIT								
<i>CEWS New scheme</i>								
Gross - CIT								
Gross - PIT								

s.69(1)(g) re: (d)

s.69(1)(g) re: (e)

	Jan-2020	Feb-2020	Mar-2020	Apr-2020	May-2020	Jun-2020	Jul-2020	Aug-2020	Sep-2020	Oct-2020	Nov-2020	Dec-2020

s.18(d)
s.21(1)(b)

4-week Period					\$ million							
					CEWS 4week	Period 5	Period 6	Period 7	Period 8	Period 9	Period 10	
Total Gross - CIT												
Total Gross - PIT												
Total Gross												

4-week Period					\$ million							
					CEWS 4week	Period 5	Period 6	Period 7	Period 8	Period 9	Period 10	
Total Gross - CIT												
Total Gross - PIT												
Total Gross												

s.69(1)(g) re: (d)
s.69(1)(g) re: (e)

					CEWS 4week	Period 5	Period 6	Period 7	Period 8	Period 9	
Total Gross - CIT											
Total Gross - PIT											
Total Gross											
					\$ million						
					CEWS 4week	Period 5	Period 6	Period 7			

ruriougea employee portion											
Gross - CIT											
Gross - PIT											
CEWS New scheme											
Gross - CIT											
Gross - PIT											
Total Gross - CIT											
Total Gross - PIT											
Total Gross											

					\$ million				
					CEWS 4week	Period 5	Period 6	Period 7	
Furlounged employee portion									
Gross - CIT									
Gross - PIT									
CEWS New scheme									
Gross - CIT									
Gross - PIT									
Total Gross - CIT									
Total Gross - PIT									
Total Gross									

					\$ million				
					CEWS 4week	Period 5	Period 6	Period 7	Period 8
Furlounged employee portion									
Gross - CIT									
Gross - PIT									
CEWS New scheme									
Gross - CIT									
Gross - PIT									
Total Gross - CIT									
Total Gross - PIT									

Total Gross

\$ million				
	CEWS 4week	Period 5	Period 6	Period 7
Furloughed employee portion				
Gross - CIT				
Gross - PIT				
CEWS New scheme				
Gross - CIT				
Gross - PIT				
Total Gross - CIT				
Total Gross - PIT				
Total Gross				

		\$ million				
		CEWS 4week	Period 5	Period 6	Period 7	Period 8
Furloughed employee portion						
Gross - CIT						
Gross - PIT						
CEWS New scheme						
Gross - CIT						
Gross - PIT						
Total Gross - CIT						
Total Gross - PIT						
Total Gross						

s.69(1)(g) re: (d)

s.69(1)(g) re: (e)

		\$ million				
		CEWS 4week	Period 5	Period 6	Period 7	Period 8
<i>Furloughed employee portion</i>						
Gross - CIT						
Gross - PIT						
<i>CEWS New scheme</i>						
Gross - CIT						
Gross - PIT						
Total Gross - CIT						
Total Gross - PIT						
Total Gross						

		\$ million			
		CEWS 4week	Period 5	Period 6	Period 7
Furloughed employee portion					
Gross - CIT					
Gross - PIT					
CEWS New scheme					
Gross - CIT					
Gross - PIT					
Total Gross - CIT					
Total Gross - PIT					
Total Gross					

	\$ million				
	CEWS 4week	Period 5	Period 6	Period 7	Period 8
Furloughed employee portion					

Gross - CIT	
Gross - PIT	
<i>CEWS New scheme</i>	
Gross - CIT	
Gross - PIT	
Total Gross - CIT	
Total Gross - PIT	
Total Gross	

	\$ million				
	CEWS 4week	Period 5	Period 6	Period 7	Period 8

Furloughed employee portion

Gross - CIT	
Gross - PIT	
<i>CEWS New scheme</i>	
Gross - CIT	
Gross - PIT	
Total Gross - CIT	
Total Gross - PIT	
Total Gross	

	\$ million			
	CEWS 4week	Period 5	Period 6	Period 7

Furloughed employee portion

Gross - CIT	
Gross - PIT	
<i>CEWS New scheme</i>	
Gross - CIT	
Gross - PIT	
Total Gross - CIT	
Total Gross - PIT	
Total Gross	

[illegible]

Furloughed employee portion

Gross - CIT	
Gross - PIT	
<i>CEWS New scheme</i>	
Gross - CIT	
Gross - PIT	
Total Gross - CIT	
Total Gross - PIT	
Total Gross	

	\$ million						
	CEWS 4week	Period 5	Period 6	Period 7	Period 8	Period 9	Period 10

Furloughed employee portion

Gross - CIT	
Gross - PIT	
<i>CEWS New scheme</i>	
Gross - CIT	
Gross - PIT	
Total Gross - CIT	
Total Gross - PIT	
Total Gross	

\$ million

s.69(1)(g) re: (d)
s.69(1)(g) re: (e)

Furloughed employee portion
Gross - CIT
Gross - PIT
CEWS New scheme
Gross - CIT
Gross - PIT
Total Gross - CIT
Total Gross - PIT
Total Gross

\$ million				
CEWS 4week	Period 5	Period 6	Period 7	Period 8


Furloughed employee portion
Gross - CIT
Gross - PIT
CEWS New scheme
Gross - CIT
Gross - PIT
Total Gross - CIT
Total Gross - PIT
Total Gross

\$ million		
Period 1	Period 2	Period 3

Furloughed employee portion
Gross - CIT
Gross - PIT
CEWS New scheme
Gross - CIT
Gross - PIT
Total Gross - CIT
Total Gross - PIT
Total Gross

\$ million						
CEWS 4week	Period 5	Period 6	Period 7	Period 8	Period 9	Period 10

Furloughed employee portion
Gross - CIT
Gross - PIT
CEWS New scheme
Gross - CIT
Gross - PIT
Total Gross - CIT
Total Gross - PIT
Total Gross



\$ million						
CEWS 4week	Period 5	Period 6	Period 7	Period 8	Period 9	Period 10

Furloughed employee portion
Gross - CIT
Gross - PIT
CEWS New scheme
Gross - CIT

s.69(1)(g) re: (d)
s.69(1)(g) re: (e)

Total Gross

	\$ million						
	CEWS 4week	Period 5	Period 6	Period 7	Period 8	Period 9	Period 10

Total Gross

	\$ million						
	CEWS 4week	Period 5	Period 6	Period 7	Period 8	Period 9	Period 10

Total Gross

	CEWS 4week	Period 5	Period 6	Period 7	Period 8	Period 9	Period 10

Total Gross

	\$ million						
	CEWS 4week	Period 5	Period 6	Period 7	Period 8	Period 9	Period 10

Total Gross

	\$ million						
	CEWS 4week	Period 5	Period 6	Period 7	Period 8	Period 9	Period 10

Total Gross

Period 10

Period 10

Total Gross

Period 10

Total Gross

Period 10

Total Gross

s.69(1)(g) re: (e)

	\$ million							
	CEWS 4week	Period 5	Period 6	Period 7	Period 8	Period 9	Period 10	
Furloughed employee portion								
Gross - CIT								
Gross - PIT								
CEWS New scheme								
Gross - CIT								
Gross - PIT								
Total Gross - CIT								
Total Gross - PIT								
Total Gross								

	\$ million							
	CEWS 4week	Period 5	Period 6	Period 7	Period 8	Period 9	Period 10	
Furloughed employee portion								
Gross - CIT								
Gross - PIT								
CEWS New scheme								
Gross - CIT								
Gross - PIT								
Total Gross - CIT								
Total Gross - PIT								
Total Gross								

	\$ million							
	CEWS 4week	Period 5	Period 6	Period 7	Period 8	Period 9	Period 10	
Furloughed employee portion								
Gross - CIT								
Gross - PIT								
CEWS New scheme								
Gross - CIT								
Gross - PIT								
Total Gross - CIT								
Total Gross - PIT								
Total Gross								

	\$ million							
	CEWS 4week	Period 5	Period 6	Period 7	Period 8	Period 9	Period 10	
Furloughed employee portion								
Gross - CIT								
Gross - PIT								
CEWS New scheme								
Gross - CIT								
Gross - PIT								
Total Gross - CIT								
Total Gross - PIT								
Total Gross								

	\$ million							
	CEWS 4week	Period 5	Period 6	Period 7	Period 8	Period 9	Period 10	
Furloughed employee portion								
Gross - CIT								
Gross - PIT								
CEWS New scheme								
Gross - CIT								
Gross - PIT								
Total Gross - CIT								
Total Gross - PIT								

s.69(1)(g) re: (d)

s.69(1)(g) re: (e)

Total Gross										
				\$ million						
				CEWS 4week	Period 5	Period 6	Period 7	Period 8	Period 9	Period 10
Furlounged employee portion										
Gross - CIT										
Gross - PIT										
CEWS New scheme										
Gross - CIT										
Gross - PIT										
Total Gross - CIT										
Total Gross - PIT										
Total Gross										

			\$ million						
			CEWS 4week	Period 5	Period 6	Period 7	Period 8	Period 9	Period 10
Furlounged employee portion									
Gross - CIT									
Gross - PIT									
CEWS New scheme									
Gross - CIT									
Gross - PIT									
Total Gross - CIT									
Total Gross - PIT									
Total Gross									

--	--	--	--	--	--	--	--	--	--	--	--	--	--	--	--	--	--	--	--	--	--	--	--	--	--	--	--	--	--	--	--	--	--	--	--	--	--	--	--	--	--	--	--	--	--	--	--	--	--	--	--	--	--	--	--	--	--	--	--	--	--	--	--	--	--	--	--	--	--	--	--	--	--	--	--	--	--	--	--	--	--	--	--	--	--	--	--	--	--	--	--	--	--	--	--	--	--	--	--	--	--	--	--	--	--	--	--	--	--	--	--	--	--	--	--	--	--	--	--	--	--	--	--	--	--	--	--	--	--	--	--	--	--	--	--	--	--	--	--	--	--	--	--	--	--	--	--	--	--	--	--	--	--	--	--	--	--	--	--	--	--	--	--	--	--	--	--	--	--	--	--	--	--	--	--	--	--	--	--	--	--	--	--	--	--	--	--	--	--	--	--	--	--	--	--	--	--	--	--	--	--	--	--	--	--	--	--	--	--	--	--	--	--	--	--	--	--	--	--	--	--	--	--	--	--	--	--	--	--	--	--	--	--	--	--	--	--	--	--	--	--	--	--	--	--	--	--	--	--	--	--	--	--	--	--	--	--	--	--	--	--	--	--	--	--	--	--	--	--	--	--	--	--	--	--	--	--	--	--	--	--	--	--	--	--	--	--	--	--	--	--	--	--	--	--	--	--	--	--	--	--	--	--	--	--	--	--	--	--	--	--	--	--	--	--	--	--	--	--	--	--	--	--	--	--	--	--	--	--	--	--	--	--	--	--	--	--	--	--	--	--	--	--	--	--	--	--	--	--	--	--	--	--	--	--	--	--	--	--	--	--	--	--	--	--	--	--	--	--	--	--	--	--	--	--	--	--	--	--	--	--	--	--	--	--	--	--	--	--	--	--	--	--	--	--	--	--	--	--	--	--	--	--	--	--	--	--	--	--	--	--	--	--	--	--	--	--	--	--	--	--	--	--	--	--	--	--	--	--	--	--	--	--	--	--	--	--	--	--	--	--	--	--	--	--	--	--	--	--	--	--	--	--	--	--	--	--	--	--	--	--	--	--	--	--	--	--	--	--	--	--	--	--	--	--	--	--	--	--	--	--	--	--	--	--	--	--	--	--	--	--	--	--	--	--	--	--	--	--	--	--	--	--	--	--	--	--	--	--	--	--	--	--	--	--	--	--	--	--	--	--	--	--	--	--	--	--	--	--	--	--	--	--	--	--	--	--	--	--	--	--	--	--	--	--	--	--	--	--	--	--	--	--	--	--	--	--	--	--	--	--	--	--	--	--	--	--	--	--	--	--	--	--	--	--	--	--	--	--	--	--	--	--	--	--	--	--	--	--	--	--	--	--	--	--	--	--	--	--	--	--	--	--	--	--	--	--	--	--	--	--	--	--	--	--	--	--	--	--	--	--	--	--	--	--	--	--	--	--	--	--	--	--	--	--	--	--	--	--	--	--	--	--	--	--	--	--	--	--	--	--	--	--	--	--	--	--	--	--	--	--	--	--	--	--	--	--	--	--	--	--	--	--	--	--	--	--	--	--	--	--	--	--	--	--	--	--	--	--	--	--	--	--	--	--	--	--	--	--	--	--	--	--	--	--	--	--	--	--	--	--	--	--	--	--	--	--	--	--	--	--	--	--	--	--	--	--	--	--	--	--	--	--	--	--	--	--	--	--	--	--	--	--	--	--	--	--	--	--	--	--	--	--	--	--	--	--	--	--	--	--	--	--	--	--	--	--	--	--	--	--	--	--	--	--	--	--	--	--	--	--	--	--	--	--	--	--	--	--	--	--	--	--	--	--	--	--	--	--	--	--	--	--	--	--	--	--	--	--	--	--	--	--	--	--	--	--	--	--	--	--	--	--	--	--	--	--	--	--	--	--	--	--	--	--	--	--	--	--	--	--	--	--	--	--	--	--	--	--	--	--	--	--	--	--	--	--	--	--	--	--	--	--	--	--	--	--	--	--	--	--	--	--	--	--	--	--	--	--	--	--	--	--	--	--	--	--	--	--	--	--	--	--	--	--	--	--	--	--	--	--	--	--	--	--	--	--	--	--	--	--	--	--	--	--	--	--	--	--	--	--	--	--	--	--	--	--	--	--	--	--	--	--	--	--	--	--	--	--	--	--	--	--	--	--	--	--	--	--	--	--	--	--	--	--	--	--	--	--	--	--	--	--	--	--	--	--	--	--	--	--	--	--	--	--	--	--	--	--	--	--	--	--	--	--	--	--	--	--	--	--	--	--	--	--	--	--	--	--	--	--	--	--	--	--	--	--	--	--	--	--	--	--	--	--	--	--	--	--	--	--	--	--	--	--	--	--	--	--	--	--	--	--	--	--	--	--	--	--	--	--	--	--	--	--	--	--	--	--	--	--	--	--	--	--	--	--	--	--	--	--	--	--	--	--	--	--	--	--	--	--	--	--	--	--	--	--	--	--	--	--	--	--	--	--	--	--	--	--	--	--	--	--	--	--	--	--	--	--	--	--	--	--	--	--	--	--	--	--	--	--	--	--	--	--	--	--	--	--	--	--	--	--	--	--	--	--	--	--	--	--	--	--	--	--	--	--	--	--	--	--	--	--	--	--	--	--	--	--	--	--	--	--	--	--	--	--	--	--	--	--	--	--	--	--	--	--	--	--	--	--	--	--	--	--	--	--	--	--	--	--	--	--	--	--	--	--	--	--	--	--	--	--	--	--	--	--	--	--	--	--	--	--	--	--	--	--	--	--	--	--	--	--	--	--	--	--	--	--	--	--	--	--	--	--	--	--	--	--	--	--	--	--	--	--	--	--	--	--	--	--	--	--	--	--	--	--	--	--	--	--	--	--	--	--	--	--	--	--	--	--	--	--	--	--	--	--	--	--	--	--	--	--	--	--	--	--	--	--	--	--	--	--	--	--	--	--	--	--	--	--	--	--	--	--	--	--	--	--	--	--	--	--	--	--	--	--	--	--	--	--	--	--	--	--	--	--	--	--	--	--	--	--	--	--	--	--	--	--	--	--	--	--	--	--	--	--	--	--	--	--	--	--	--	--	--	--	--	--	--	--	--	--	--	--	--	--	--	--	--	--	--	--	--	--	--	--	--	--	--	--	--	--	--	--	--	--	--	--	--	--	--	--	--	--	--	--	--	--	--	--	--	--	--	--	--	--	--	--	--	--	--	--	--	--	--	--	--	--	--	--	--	--	--	--	--	--	--	--	--	--	--	--	--	--	--	--	--	--	--	--	--	--	--	--	--	--	--	--	--	--	--	--	--	--	--	--	--	--	--	--	--	--	--	--	--	--	--	--	--	--	--	--	--	--	--	--	--	--	--	--	--	--	--	--	--	--	--	--	--	--	--	--	--	--	--

																																																																																																																																																																																																																																																																																																																																																																																																																																																																																																																																																																																																																																																																																																																																																																																																																																																																																																																																																																																																																																																																																																																																																																																																																																																																																																																																																																																																																																																																																																																																													</
--	--	--	--	--	--	--	--	--	--	--	--	--	--	--	--	--	--	--	--	--	--	--	--	--	--	--	--	--	--	--	--	--	--	--	--	--	--	--	--	--	--	--	--	--	--	--	--	--	--	--	--	--	--	--	--	--	--	--	--	--	--	--	--	--	--	--	--	--	--	--	--	--	--	--	--	--	--	--	--	--	--	--	--	--	--	--	--	--	--	--	--	--	--	--	--	--	--	--	--	--	--	--	--	--	--	--	--	--	--	--	--	--	--	--	--	--	--	--	--	--	--	--	--	--	--	--	--	--	--	--	--	--	--	--	--	--	--	--	--	--	--	--	--	--	--	--	--	--	--	--	--	--	--	--	--	--	--	--	--	--	--	--	--	--	--	--	--	--	--	--	--	--	--	--	--	--	--	--	--	--	--	--	--	--	--	--	--	--	--	--	--	--	--	--	--	--	--	--	--	--	--	--	--	--	--	--	--	--	--	--	--	--	--	--	--	--	--	--	--	--	--	--	--	--	--	--	--	--	--	--	--	--	--	--	--	--	--	--	--	--	--	--	--	--	--	--	--	--	--	--	--	--	--	--	--	--	--	--	--	--	--	--	--	--	--	--	--	--	--	--	--	--	--	--	--	--	--	--	--	--	--	--	--	--	--	--	--	--	--	--	--	--	--	--	--	--	--	--	--	--	--	--	--	--	--	--	--	--	--	--	--	--	--	--	--	--	--	--	--	--	--	--	--	--	--	--	--	--	--	--	--	--	--	--	--	--	--	--	--	--	--	--	--	--	--	--	--	--	--	--	--	--	--	--	--	--	--	--	--	--	--	--	--	--	--	--	--	--	--	--	--	--	--	--	--	--	--	--	--	--	--	--	--	--	--	--	--	--	--	--	--	--	--	--	--	--	--	--	--	--	--	--	--	--	--	--	--	--	--	--	--	--	--	--	--	--	--	--	--	--	--	--	--	--	--	--	--	--	--	--	--	--	--	--	--	--	--	--	--	--	--	--	--	--	--	--	--	--	--	--	--	--	--	--	--	--	--	--	--	--	--	--	--	--	--	--	--	--	--	--	--	--	--	--	--	--	--	--	--	--	--	--	--	--	--	--	--	--	--	--	--	--	--	--	--	--	--	--	--	--	--	--	--	--	--	--	--	--	--	--	--	--	--	--	--	--	--	--	--	--	--	--	--	--	--	--	--	--	--	--	--	--	--	--	--	--	--	--	--	--	--	--	--	--	--	--	--	--	--	--	--	--	--	--	--	--	--	--	--	--	--	--	--	--	--	--	--	--	--	--	--	--	--	--	--	--	--	--	--	--	--	--	--	--	--	--	--	--	--	--	--	--	--	--	--	--	--	--	--	--	--	--	--	--	--	--	--	--	--	--	--	--	--	--	--	--	--	--	--	--	--	--	--	--	--	--	--	--	--	--	--	--	--	--	--	--	--	--	--	--	--	--	--	--	--	--	--	--	--	--	--	--	--	--	--	--	--	--	--	--	--	--	--	--	--	--	--	--	--	--	--	--	--	--	--	--	--	--	--	--	--	--	--	--	--	--	--	--	--	--	--	--	--	--	--	--	--	--	--	--	--	--	--	--	--	--	--	--	--	--	--	--	--	--	--	--	--	--	--	--	--	--	--	--	--	--	--	--	--	--	--	--	--	--	--	--	--	--	--	--	--	--	--	--	--	--	--	--	--	--	--	--	--	--	--	--	--	--	--	--	--	--	--	--	--	--	--	--	--	--	--	--	--	--	--	--	--	--	--	--	--	--	--	--	--	--	--	--	--	--	--	--	--	--	--	--	--	--	--	--	--	--	--	--	--	--	--	--	--	--	--	--	--	--	--	--	--	--	--	--	--	--	--	--	--	--	--	--	--	--	--	--	--	--	--	--	--	--	--	--	--	--	--	--	--	--	--	--	--	--	--	--	--	--	--	--	--	--	--	--	--	--	--	--	--	--	--	--	--	--	--	--	--	--	--	--	--	--	--	--	--	--	--	--	--	--	--	--	--	--	--	--	--	--	--	--	--	--	--	--	--	--	--	--	--	--	--	--	--	--	--	--	--	--	--	--	--	--	--	--	--	--	--	--	--	--	--	--	--	--	--	--	--	--	--	--	--	--	--	--	--	--	--	--	--	--	--	--	--	--	--	--	--	--	--	--	--	--	--	--	--	--	--	--	--	--	--	--	--	--	--	--	--	--	--	--	--	--	--	--	--	--	--	--	--	--	--	--	--	--	--	--	--	--	--	--	--	--	--	--	--	--	--	--	--	--	--	--	--	--	--	--	--	--	--	--	--	--	--	--	--	--	--	--	--	--	--	--	--	--	--	--	--	--	--	--	--	--	--	--	--	--	--	--	--	--	--	--	--	--	--	--	--	--	--	--	--	--	--	--	--	--	--	--	--	--	--	--	--	--	--	--	--	--	--	--	--	--	--	--	--	--	--	--	--	--	--	--	--	--	--	--	--	--	--	--	--	--	--	--	--	--	--	--	--	--	--	--	--	--	--	--	--	--	--	--	--	--	--	--	--	--	--	--	--	--	--	--	--	--	--	--	--	--	--	--	--	--	--	--	--	--	--	--	--	--	--	--	--	--	--	--	--	--	--	--	--	--	--	--	--	--	--	--	--	--	--	--	--	--	--	--	--	--	--	--	--	--	--	--	--	--	--	--	--	--	--	--	--	--	--	--	--	--	--	--	--	--	--	--	--	--	--	--	--	--	--	--	--	--	--	--	--	--	--	--	--	--	--	--	--	--	--	--	--	--	--	--	--	--	--	--	--	--	--	--	--	--	--	--	--	--	--	--	--	--	--	--	--	--	--	--	--	--	--	--	--	--	--	--	--	--	--	--	--	--	--	--	--	--	--	--	--	--	--	--	--	--	--	--	--	--	--	--	--	--	--	--	--	--	--	--	--	--	--	--	--	--	--	--	--	--	--	--	--	--	--	--	--	--	--	--	--	--	--	--	--	--	--	--	--	--	--	--	--	--	--	--	--	--	--	--	--	--	--	--	--	--	--	--	--	--	--	--	--	--	--	--	--	--	--	--	--	--	--	--	--	--	--	--	--	--	--	--	--	--	--	--	--	--	--	--	--	--	--	--	--	--	--	--	--	--	--	--	--	--	--	--	--	--	--	--	--	--	--	--	--	--	--	--	--	--	--	--	--	--	--	--	--	--	--	--	--	--	--	--	--	--	--	--	--	--	--	--	--	--	--	--	--	--	--	--	--	--	--	--	--	--	--	--	--	--	--	--	--	--	--	--	--	--	--	--	--	--	--	--	--	--	--	--	--	--	--	--	--	--	--	--	--	--	--	--	--	--	--	--	--	--	--	--	--	--	--	--	----

																																																																																																																																																																																																																																																																																																																																																																																																																																																																																																																																																																																																																																																																																																																																																																																																																																																																																																																																																																																																																																																																																																																																																																																																																																																																																																																																																																																																																																																																																																																																													</
--	--	--	--	--	--	--	--	--	--	--	--	--	--	--	--	--	--	--	--	--	--	--	--	--	--	--	--	--	--	--	--	--	--	--	--	--	--	--	--	--	--	--	--	--	--	--	--	--	--	--	--	--	--	--	--	--	--	--	--	--	--	--	--	--	--	--	--	--	--	--	--	--	--	--	--	--	--	--	--	--	--	--	--	--	--	--	--	--	--	--	--	--	--	--	--	--	--	--	--	--	--	--	--	--	--	--	--	--	--	--	--	--	--	--	--	--	--	--	--	--	--	--	--	--	--	--	--	--	--	--	--	--	--	--	--	--	--	--	--	--	--	--	--	--	--	--	--	--	--	--	--	--	--	--	--	--	--	--	--	--	--	--	--	--	--	--	--	--	--	--	--	--	--	--	--	--	--	--	--	--	--	--	--	--	--	--	--	--	--	--	--	--	--	--	--	--	--	--	--	--	--	--	--	--	--	--	--	--	--	--	--	--	--	--	--	--	--	--	--	--	--	--	--	--	--	--	--	--	--	--	--	--	--	--	--	--	--	--	--	--	--	--	--	--	--	--	--	--	--	--	--	--	--	--	--	--	--	--	--	--	--	--	--	--	--	--	--	--	--	--	--	--	--	--	--	--	--	--	--	--	--	--	--	--	--	--	--	--	--	--	--	--	--	--	--	--	--	--	--	--	--	--	--	--	--	--	--	--	--	--	--	--	--	--	--	--	--	--	--	--	--	--	--	--	--	--	--	--	--	--	--	--	--	--	--	--	--	--	--	--	--	--	--	--	--	--	--	--	--	--	--	--	--	--	--	--	--	--	--	--	--	--	--	--	--	--	--	--	--	--	--	--	--	--	--	--	--	--	--	--	--	--	--	--	--	--	--	--	--	--	--	--	--	--	--	--	--	--	--	--	--	--	--	--	--	--	--	--	--	--	--	--	--	--	--	--	--	--	--	--	--	--	--	--	--	--	--	--	--	--	--	--	--	--	--	--	--	--	--	--	--	--	--	--	--	--	--	--	--	--	--	--	--	--	--	--	--	--	--	--	--	--	--	--	--	--	--	--	--	--	--	--	--	--	--	--	--	--	--	--	--	--	--	--	--	--	--	--	--	--	--	--	--	--	--	--	--	--	--	--	--	--	--	--	--	--	--	--	--	--	--	--	--	--	--	--	--	--	--	--	--	--	--	--	--	--	--	--	--	--	--	--	--	--	--	--	--	--	--	--	--	--	--	--	--	--	--	--	--	--	--	--	--	--	--	--	--	--	--	--	--	--	--	--	--	--	--	--	--	--	--	--	--	--	--	--	--	--	--	--	--	--	--	--	--	--	--	--	--	--	--	--	--	--	--	--	--	--	--	--	--	--	--	--	--	--	--	--	--	--	--	--	--	--	--	--	--	--	--	--	--	--	--	--	--	--	--	--	--	--	--	--	--	--	--	--	--	--	--	--	--	--	--	--	--	--	--	--	--	--	--	--	--	--	--	--	--	--	--	--	--	--	--	--	--	--	--	--	--	--	--	--	--	--	--	--	--	--	--	--	--	--	--	--	--	--	--	--	--	--	--	--	--	--	--	--	--	--	--	--	--	--	--	--	--	--	--	--	--	--	--	--	--	--	--	--	--	--	--	--	--	--	--	--	--	--	--	--	--	--	--	--	--	--	--	--	--	--	--	--	--	--	--	--	--	--	--	--	--	--	--	--	--	--	--	--	--	--	--	--	--	--	--	--	--	--	--	--	--	--	--	--	--	--	--	--	--	--	--	--	--	--	--	--	--	--	--	--	--	--	--	--	--	--	--	--	--	--	--	--	--	--	--	--	--	--	--	--	--	--	--	--	--	--	--	--	--	--	--	--	--	--	--	--	--	--	--	--	--	--	--	--	--	--	--	--	--	--	--	--	--	--	--	--	--	--	--	--	--	--	--	--	--	--	--	--	--	--	--	--	--	--	--	--	--	--	--	--	--	--	--	--	--	--	--	--	--	--	--	--	--	--	--	--	--	--	--	--	--	--	--	--	--	--	--	--	--	--	--	--	--	--	--	--	--	--	--	--	--	--	--	--	--	--	--	--	--	--	--	--	--	--	--	--	--	--	--	--	--	--	--	--	--	--	--	--	--	--	--	--	--	--	--	--	--	--	--	--	--	--	--	--	--	--	--	--	--	--	--	--	--	--	--	--	--	--	--	--	--	--	--	--	--	--	--	--	--	--	--	--	--	--	--	--	--	--	--	--	--	--	--	--	--	--	--	--	--	--	--	--	--	--	--	--	--	--	--	--	--	--	--	--	--	--	--	--	--	--	--	--	--	--	--	--	--	--	--	--	--	--	--	--	--	--	--	--	--	--	--	--	--	--	--	--	--	--	--	--	--	--	--	--	--	--	--	--	--	--	--	--	--	--	--	--	--	--	--	--	--	--	--	--	--	--	--	--	--	--	--	--	--	--	--	--	--	--	--	--	--	--	--	--	--	--	--	--	--	--	--	--	--	--	--	--	--	--	--	--	--	--	--	--	--	--	--	--	--	--	--	--	--	--	--	--	--	--	--	--	--	--	--	--	--	--	--	--	--	--	--	--	--	--	--	--	--	--	--	--	--	--	--	--	--	--	--	--	--	--	--	--	--	--	--	--	--	--	--	--	--	--	--	--	--	--	--	--	--	--	--	--	--	--	--	--	--	--	--	--	--	--	--	--	--	--	--	--	--	--	--	--	--	--	--	--	--	--	--	--	--	--	--	--	--	--	--	--	--	--	--	--	--	--	--	--	--	--	--	--	--	--	--	--	--	--	--	--	--	--	--	--	--	--	--	--	--	--	--	--	--	--	--	--	--	--	--	--	--	--	--	--	--	--	--	--	--	--	--	--	--	--	--	--	--	--	--	--	--	--	--	--	--	--	--	--	--	--	--	--	--	--	--	--	--	--	--	--	--	--	--	--	--	--	--	--	--	--	--	--	--	--	--	--	--	--	--	--	--	--	--	--	--	--	--	--	--	--	--	--	--	--	--	--	--	--	--	--	--	--	--	--	--	--	--	--	--	--	--	--	--	--	--	--	--	--	--	--	--	--	--	--	--	--	--	--	--	--	--	--	--	--	--	--	--	--	--	--	--	--	--	--	--	--	--	--	--	--	--	--	--	--	--	--	--	--	--	--	--	--	--	--	--	--	--	--	--	--	--	--	--	--	--	--	--	--	--	--	--	--	--	--	--	--	--	--	--	--	--	--	--	--	--	--	--	--	--	--	--	--	--	--	--	--	--	--	--	--	--	--	--	--	--	--	--	--	--	--	--	--	--	--	--	--	--	--	--	--	--	--	--	--	--	--	--	--	--	--	--	--	--	--	--	--	--	--	----

s.69(1)(g) re: (d)
s.69(1)(g) re: (e)

Total Gross - CIT
Total Gross - PIT
Total Gross

Furloughed employee portion
Gross - CIT
Gross - PIT
CEWS New scheme
Gross - CIT
Gross - PIT
Total Gross - CIT
Total Gross - PIT
Total Gross

\$ million
CEWS 4week Period 5 Period 6 Period 7 Period 8 Period 9 Period 10

s.69(1)(g) re: (d)
s.69(1)(g) re: (e)

Effective CIT/PIT tax rate	10%
Effective CIT tax rate (all corporations)	10%
Effective CIT reduced tax rate	6%
Effective PIT tax rate	22%
Effective partnerships tax rate	14%
	Taxable PIT
	64%

	2016A	2017A	2018A	2019A	2020A
SEPHAWE	956	976	1,001	1,024	1,052
Growth from X year to 2020	110.0%	107.9%	105.1%		

	Share of cost	\$ million							Share of cost	\$ million		
		2017	2018	Total	Total adjusted for share	Partnerships only	Total Without Tax exempt and partnerhsips			2017	2018	Total
Tier 1 - CIT								Tier 1 - CIT				
Tier 1 - PIT								Tier 1 - PIT				
Tier 2 - CIT								Tier 2 - CIT				
Tier 2 - PIT								Tier 2 - PIT				
Total Gross - CIT								Total Gross - CIT				
Total Gross - PIT								Total Gross - PIT				
Income Inclusion - CIT								Income Inclusion - CIT				
Income Inclusion - PIT								Income Inclusion - PIT				
Total Net - CIT								Total Net - CIT				
Total Net - PIT								Total Net - PIT				
Total Net								Total Net				
Total Net - CIT - Rounded								Total Net - CIT - Rounded				
Total Net - PIT - Rounded								Total Net - PIT - Rounded				
Total Net - Rounded								Total Net - Rounded				

	Share of cost	\$ million							Share of cost	\$ million		
		2017	2018	Total	Total adjusted for share	Partnerships only	Total Without Tax exempt and partnerhsips			2017	2018	Total
Tier 1 - CIT						0		Tier 1 - CIT				
Tier 1 - PIT								Tier 1 - PIT				
Tier 2 - CIT								Tier 2 - CIT				
Tier 2 - PIT								Tier 2 - PIT				
Total Gross - CIT								Total Gross - CIT				
Total Gross - PIT								Total Gross - PIT				
Income Inclusion - CIT								Income Inclusion - CIT				
Income Inclusion - PIT								Income Inclusion - PIT				
Total Net - CIT								Total Net - CIT				
Total Net - PIT								Total Net - PIT				
Total Net								Total Net				
Total Net - CIT - Rounded								Total Net - CIT - Rounded				
Total Net - PIT - Rounded								Total Net - PIT - Rounded				
Total Net - Rounded								Total Net - Rounded				

	Share of cost	\$ million							Share of cost	\$ million		
		2017	2018	Total	Total adjusted for share	Partnerships only	Total Without Tax exempt and partnerhsips			2017	2018	Total
Tier 1 - CIT								Tier 1 - CIT				
Tier 1 - PIT								Tier 1 - PIT				
Tier 2 - CIT								Tier 2 - CIT				
Tier 2 - PIT								Tier 2 - PIT				
Total Gross - CIT								Total Gross - CIT				
Total Gross - PIT								Total Gross - PIT				
Income Inclusion - CIT								Income Inclusion - CIT				

s.69(1)(g) re: (d)
s.69(1)(g) re: (e)

Income Inclusion - PIT

Total Net - CIT
Total Net - PIT
Total Net

Total Net - CIT - Rounded
Total Net - PIT - Rounded
Total Net - Rounded

	Share of cost	\$ million					Total Without Tax exempt and partnerships
		2017	2018	Total	Total adjusted for share	Partnerships only	partnerships
Tier 1 - CIT							
Tier 1 - PIT							
Tier 2 - CIT							
Tier 2 - PIT							
Total Gross - CIT							
Total Gross - PIT							
Income Inclusion - CIT							
Income Inclusion - PIT							
Total Net - CIT							
Total Net - PIT							
Total Net							
Total Net - CIT - Rounded							
Total Net - PIT - Rounded							
Total Net - Rounded							

	Share of cost	\$ million					Total Without Tax exempt and partnerhsips
		2017	2018	Total	Total adjusted for share	Partnerhsips only	partnerhsips
Tier 1 - CIT							
Tier 1 - PIT							
Tier 2 - CIT							
Tier 2 - PIT							
Total Gross - CIT							
Total Gross - PIT							
Income Inclusion - CIT							
Income Inclusion - PIT							
Total Net - CIT							
Total Net - PIT							
Total Net							
Total Net - CIT - Rounded							
Total Net - PIT - Rounded							
Total Net - Rounded							

	Share of cost	\$ million					Total Without Tax exempt and partnerhsips
		2017	2018	Total	Total adjusted for share	Partnerhsips only	
Tier 1 - CIT							
Tier 1 - PIT							
Tier 2 - CIT							
Tier 2 - PIT							
Total Gross - CIT							
Total Gross - PIT							
Income Inclusion - CIT							
Income Inclusion - PIT							

Income Inclusion - PIT

Total Net - CIT
Total Net - PIT
Total Net

Total Net - CIT - Rounded
Total Net - PIT - Rounded
Total Net - Rounded

	Share of cost			
		2017	2018	Total
Tier 1 - CIT				
Tier 1 - PIT				
Tier 2 - CIT				
Tier 2 - PIT				
Total Gross - CIT				
Total Gross - PIT				
Income Inclusion - CIT				
Income Inclusion - PIT				
Total Net - CIT				
Total Net - PIT				
Total Net				
Total Net - CIT - Rounded				
Total Net - PIT - Rounded				
Total Net - Rounded				

	Share of cost			
		2017	2018	Total
Tier 1 - CIT				
Tier 1 - PIT				
Tier 2 - CIT				
Tier 2 - PIT				
Total Gross - CIT				
Total Gross - PIT				
Income Inclusion - CIT				
Income Inclusion - PIT				
Total Net - CIT				
Total Net - PIT				
Total Net				
Total Net - CIT - Rounded				
Total Net - PIT - Rounded				
Total Net - Rounded				

	Share of cost			
		2017	2018	Total
Tier 1 - CIT				
Tier 1 - PIT				
Tier 2 - CIT				
Tier 2 - PIT				
Total Gross - CIT				
Total Gross - PIT				
Income Inclusion - CIT				
Income Inclusion - PIT				

s.69(1)(g) re: (d)
s.69(1)(g) re: (e)

Total Net - CIT
Total Net - PIT
Total Net

Total Net - CIT - Rounded
Total Net - PIT - Rounded
Total Net - Rounded

Total Net - CIT
Total Net - PIT
Total Net

Total Net - CIT - Rounded
Total Net - PIT - Rounded
Total Net - Rounded

	Share of cost	\$ million						Total Without Tax exempt and partnerhsips		Share of cost			
		2017	2018	Total	Total adjusted for share	Partnerhsips only					2017	2018	Total
Tier 1 - CIT													
Tier 1 - PIT													
Tier 2 - CIT													
Tier 2 - PIT													
Total Gross - CIT													
Total Gross - PIT													
Income Inclusion - CIT													
Income Inclusion - PIT													
Total Net - CIT													
Total Net - PIT													
Total Net													

Total Net - CIT - Rounded
Total Net - PIT - Rounded
Total Net - Rounded

Total Net - CIT - Rounded
Total Net - PIT - Rounded
Total Net - Rounded

s.69(1)(g) re: (d)

s.69(1)(g) re: (e)

	Share of cost	\$ million						Total Without Tax exempt and partnerhsips		Share of cost			
		2017	2018	Total	Total adjusted for share	Partnerhsips only					2017	2018	Total
Tier 1 - CIT													
Tier 1 - PIT													
Tier 2 - CIT													
Tier 2 - PIT													
Total Gross - CIT													
Total Gross - PIT													
Income Inclusion - CIT													
Income Inclusion - PIT													
Total Net - CIT													
Total Net - PIT													
Total Net													

Total Net - CIT - Rounded
Total Net - PIT - Rounded
Total Net - Rounded

Total Net - CIT - Rounded
Total Net - PIT - Rounded
Total Net - Rounded

	Share of cost	\$ million						Total Without Tax exempt and partnerhsips		Share of cost			
		2017	2018	Total	Total adjusted for share	Partnerhsips only					2017	2018	Total
Tier 1 - CIT													
Tier 1 - PIT													
Tier 2 - CIT													
Tier 2 - PIT													
Total Gross - CIT													
Total Gross - PIT													
Income Inclusion - CIT													

Income Inclusion - PIT

Total Net - CIT
Total Net - PIT
Total Net

Total Net - CIT - Rounded
Total Net - PIT - Rounded
Total Net - Rounded

	Share of cost	\$ million					Total Without Tax exempt and partnerhsips
		2017	2018	Total	Total adjusted for share	Partnerhsips only	partnerhsips
Tier 1 - CIT							
Tier 1 - PIT							
Tier 2 - CIT							
Tier 2 - PIT							
Total Gross - CIT							
Total Gross - PIT							
Income Inclusion - CIT							
Income Inclusion - PIT							
Total Net - CIT							
Total Net - PIT							
Total Net							
Total Net - CIT - Rounded							
Total Net - PIT - Rounded							
Total Net - Rounded							

	Share of cost	\$ million					Total Without Tax exempt and partnerhsips
		2017	2018	Total	Total adjusted for share	Partnerhsips only	partnerhsips
Tier 1 - CIT		36,376	33,699	36,363		0,001	
Tier 1 - PIT							
Tier 2 - CIT							
Tier 2 - PIT							
Total Gross - CIT							
Total Gross - PIT							
Income Inclusion - CIT							
Income Inclusion - PIT							
Total Net - CIT							
Total Net - PIT							
Total Net							
Total Net - CIT - Rounded							
Total Net - PIT - Rounded							
Total Net - Rounded							

	Share of cost	\$ million					Total Without Tax exempt and partnerships
		2017	2018	Total	Total adjusted for share	Partnerships only	
Tier 1 - CIT							
Tier 1 - PIT							
Tier 2 - CIT							
Tier 2 - PIT							
Total Gross - CIT							
Total Gross - PIT							

Income Inclusion - PIT

Total Net - CIT
Total Net - PIT
Total Net

Total Net - CIT - Rounded
Total Net - PIT - Rounded
Total Net - Rounded

	Share of cost	2017	2018	Total
Tier 1 - CIT				
Tier 1 - PIT				
Tier 2 - CIT				
Tier 2 - PIT				
Total Gross - CIT				
Total Gross - PIT				
Income Inclusion - CIT				
Income Inclusion - PIT				
Total Net - CIT				
Total Net - PIT				
Total Net				
Total Net - CIT - Rounded				
Total Net - PIT - Rounded				
Total Net - Rounded				

	Share of cost	2017	2018	Total
Tier 1 - CIT				
Tier 1 - PIT				
Tier 2 - CIT				
Tier 2 - PIT				
Total Gross - CIT				
Total Gross - PIT				
Income Inclusion - CIT				
Income Inclusion - PIT				
Total Net - CIT				
Total Net - PIT				
Total Net				
Total Net - CIT - Rounded				
Total Net - PIT - Rounded				
Total Net - Rounded				

	Share of cost	2017	2018	Total
Tier 1 - CIT				
Tier 1 - PIT				
Tier 2 - CIT				
Tier 2 - PIT				

Total Gross - CIT
Total Gross - PIT

s.69(1)(g) re: (d)
s.69(1)(g) re: (e)

Income Inclusion - CIT
Income Inclusion - PIT

Total Net - CIT
Total Net - PIT
Total Net

Total Net - CIT - Rounded
Total Net - PIT - Rounded
Total Net - Rounded

Income Inclusion - CIT
Income Inclusion - PIT

Total Net - CIT
Total Net - PIT
Total Net

Total Net - CIT - Rounded
Total Net - PIT - Rounded
Total Net - Rounded

		Share of cost		\$ million				Share of cost			
						Total Without Tax exempt and partnerhsips					
		2017	2018	Total	Total adjusted for share	Partnerhsips only		2017	2018	Total	
Tier 1 - CIT								Tier 1 - CIT			
Tier 1 - PIT								Tier 1 - PIT			
Tier 2 - CIT								Tier 2 - CIT			
Tier 2 - PIT								Tier 2 - PIT			
Total Gross - CIT								Total Gross - CIT			
Total Gross - PIT								Total Gross - PIT			
Income Inclusion - CIT								Income Inclusion - CIT			
Income Inclusion - PIT								Income Inclusion - PIT			
Total Net - CIT								Total Net - CIT			
Total Net - PIT								Total Net - PIT			
Total Net								Total Net			
Total Net - CIT - Rounded								Total Net - CIT - Rounded			
Total Net - PIT - Rounded								Total Net - PIT - Rounded			
Total Net - Rounded								Total Net - Rounded			

		Share of cost		\$ million				Share of cost			
						Total Without Tax exempt and partnerhsips					
		2017	2018	Total	Total adjusted for share	Partnerhsips only		2017	2018	Total	
Tier 1 - CIT								Tier 1 - CIT			
Tier 1 - PIT								Tier 1 - PIT			
Tier 2 - CIT								Tier 2 - CIT			
Tier 2 - PIT								Tier 2 - PIT			
Total Gross - CIT								Total Gross - CIT			
Total Gross - PIT								Total Gross - PIT			
Income Inclusion - CIT								Income Inclusion - CIT			
Income Inclusion - PIT								Income Inclusion - PIT			
Total Net - CIT								Total Net - CIT			
Total Net - PIT								Total Net - PIT			
Total Net								Total Net			
Total Net - CIT - Rounded								Total Net - CIT - Rounded			
Total Net - PIT - Rounded								Total Net - PIT - Rounded			
Total Net - Rounded								Total Net - Rounded			

		Share of cost		\$ million				Share of cost			
						Total Without Tax exempt and partnerhsips					
		2017	2018	Total	Total adjusted for share	Partnerhsips only		2017	2018	Total	
Tier 1 - CIT								Tier 1 - CIT			
Tier 1 - PIT								Tier 1 - PIT			
Tier 2 - CIT								Tier 2 - CIT			
Tier 2 - PIT								Tier 2 - PIT			
Total Gross - CIT								Total Gross - CIT			
Total Gross - PIT								Total Gross - PIT			

s.69(1)(g) re: (d)
s.69(1)(g) re: (e)

Income Inclusion - CIT
Income Inclusion - PIT

Total Net - CIT
Total Net - PIT
Total Net

Total Net - CIT - Rounded
Total Net - PIT - Rounded
Total Net - Rounded

	Share of cost	\$ million					Total Without Tax exempt and partnerhsips
		2017	2018	Total	Total adjusted for share	Partnerships only	partnerhsips
Tier 1 - CIT							
Tier 1 - PIT							
Tier 2 - CIT							
Tier 2 - PIT							
Total Gross - CIT							
Total Gross - PIT							
Income Inclusion - CIT							
Income Inclusion - PIT							
Total Net - CIT							
Total Net - PIT							
Total Net							
Total Net - CIT - Rounded							
Total Net - PIT - Rounded							
Total Net - Rounded							

	Share of cost	\$ million					Total Without Tax exempt and partnerhsips
		2017	2018	Total	Total adjusted for share	Partnerships only	partnerhsips
Tier 1 - CIT							
Tier 1 - PIT							
Tier 2 - CIT							
Tier 2 - PIT							
Total Gross - CIT							
Total Gross - PIT							
Income Inclusion - CIT							
Income Inclusion - PIT							
Total Net - CIT							
Total Net - PIT							
Total Net							
Total Net - CIT - Rounded							
Total Net - PIT - Rounded							
Total Net - Rounded							

	Share of cost	\$ million					Total Without Tax exempt and partnerships
		2017	2018	Total	Total adjusted for share	Partnerships only	
Tier 1 - CIT							
Tier 1 - PIT							
Tier 2 - CIT							
Tier 2 - PIT							
Total Gross - CIT							
Total Gross - PIT							
Income Inclusion - CIT							

Income Inclusion - CIT
Income Inclusion - PIT

Total Net - CIT
Total Net - PIT
Total Net

Total Net - CIT - Rounded
Total Net - PIT - Rounded
Total Net - Rounded

	Share of cost			
		2017	2018	Total
Tier 1 - CIT				
Tier 1 - PIT				
Tier 2 - CIT				
Tier 2 - PIT				
Total Gross - CIT				
Total Gross - PIT				
Income Inclusion - CIT				
Income Inclusion - PIT				
Total Net - CIT				
Total Net - PIT				
Total Net				
Total Net - CIT - Rounded				
Total Net - PIT - Rounded				
Total Net - Rounded				

	Share of cost			
		2017	2018	Total
Tier 1 - CIT				
Tier 1 - PIT				
Tier 2 - CIT				
Tier 2 - PIT				
Total Gross - CIT				
Total Gross - PIT				
Income Inclusion - CIT				
Income Inclusion - PIT				
Total Net - CIT				
Total Net - PIT				
Total Net				
Total Net - CIT - Rounded				
Total Net - PIT - Rounded				
Total Net - Rounded				

s.69(1)(g) re: (d)
s.69(1)(g) re: (e)

Income Inclusion - PIT

Total Net - CIT
Total Net - PIT
Total Net

Total Net - CIT - Rounded
Total Net - PIT - Rounded
Total Net - Rounded

Share of cost	\$ million					Total Without Tax exempt and partnerhsips
	2017	2018	Total	Total adjusted for share	Partnerships only	

Total Gross - CIT
Total Gross - PIT

Income Inclusion - CIT
Income Inclusion - PIT

Total Net - CIT
Total Net - PIT
Total Net

Total Net - CIT - Rounded
Total Net - PIT - Rounded
Total Net - Rounded

	Share of cost	\$ million					Total Without Tax exempt and partnerships
		2017	2018	Total	Total adjusted for share	Partnerships only	

	Share of cost					Total Without Tax exempt and partnerships
	\$ million					
	2017	2018	Total	Total adjusted for share	Partnerships only	

s.69(1)(g) re: (d)
s.69(1)(g) re: (e)

Total Gross - CIT
Total Gross - PIT

Income Inclusion - CIT
Income Inclusion - PIT

Total Net - CIT
Total Net - PIT
Total Net

Total Net - CIT - Rounded
Total Net - PIT - Rounded
Total Net - Rounded

Share of cost				\$ million		Total Without Tax exempt and partnerships
2017	2018	Total	Total adjusted for share	Partnerships only		

s.69(1)(g) re: (d)

s.69(1)(g) re: (e)

Total Gross - CIT
Total Gross - PIT

Income Inclusion - CIT
Income Inclusion - PIT

Total Net - CIT
Total Net - PIT
Total Net

Total Net - CIT - Rounded
Total Net - PIT - Rounded
Total Net - Rounded

	Share of cost	\$ million				
		2017	2018	Total	Total adjusted for share	Partnerhsips only

Tier 1 - CIT
Tier 1 - PIT

Tier 2 - CIT
Tier 2 - PIT

Total Gross - CIT
Total Gross - PIT

Income Inclusion - CIT
Income Inclusion - PIT

Total Net - CIT
Total Net - PIT
Total Net

Total Net - CIT - Rounded
Total Net - PIT - Rounded
Total Net - Rounded

Tier 1 - CIT
Tier 1 - PIT

Tier 2 - CIT
Tier 2 - PIT

Total Gross - CIT
Total Gross - PIT

Income Inclusion - CIT
Income Inclusion - PIT

Total Net - CIT

Total Net - PIT

Total Net

Total Net - CIT - Rounded
Total Net - PIT - Rounded
Total Net - Rounded

Share of cost	\$ million					Total Without Tax exempt and partnerships
	2017	2018	Total	Total adjusted for share	Partnerships only	

Share of cost			
	2017	2018	Total

Total Gross - CIT
Total Gross - PIT

Income Inclusion - CIT
Income Inclusion - PIT

Total Net - CIT
Total Net - PIT
Total Net

Total Net - CIT - Rounded
Total Net - PIT - Rounded
Total Net - Rounded

Total Gross - CIT
Total Gross - PIT

Income Inclusion - CIT
Income Inclusion - PIT

Total Net - CIT
Total Net - PIT
Total Net

Total Net - CIT - Rounded
Total Net - PIT - Rounded
Total Net - Rounded

Share of cost		\$ million					Share of cost	
		Total Without Tax exempt and partnerhsips						
		2017	2018	Total	Total adjusted for share	Partnerhsips only		
Tier 1 - CIT							Tier 1 - CIT	
Tier 1 - PIT							Tier 1 - PIT	
Tier 2 - CIT							Tier 2 - CIT	
Tier 2 - PIT							Tier 2 - PIT	
Total Gross - CIT							Total Gross - CIT	
Total Gross - PIT							Total Gross - PIT	
Income Inclusion - CIT							Income Inclusion - CIT	
Income Inclusion - PIT							Income Inclusion - PIT	
Total Net - CIT							Total Net - CIT	
Total Net - PIT							Total Net - PIT	
Total Net							Total Net	
Total Net - CIT - Rounded							Total Net - CIT - Rounded	
Total Net - PIT - Rounded							Total Net - PIT - Rounded	
Total Net - Rounded							Total Net - Rounded	

Share of cost		\$ million					Share of cost		
		Total Without Tax exempt and partnerhsips							
		2017	2018	Total	Total adjusted for share	Partnerhsips only	partnerhsips		
Tier 1 - CIT								Tier 1 - CIT	
Tier 1 - PIT								Tier 1 - PIT	
Tier 2 - CIT								Tier 2 - CIT	
Tier 2 - PIT								Tier 2 - PIT	
Total Gross - CIT								Total Gross - CIT	
Total Gross - PIT								Total Gross - PIT	
Income Inclusion - CIT								Income Inclusion - CIT	
Income Inclusion - PIT								Income Inclusion - PIT	
Total Net - CIT								Total Net - CIT	
Total Net - PIT								Total Net - PIT	
Total Net								Total Net	
Total Net - CIT - Rounded								Total Net - CIT - Rounded	
Total Net - PIT - Rounded								Total Net - PIT - Rounded	
Total Net - Rounded								Total Net - Rounded	

s.69(1)(g) re: (d)
s.69(1)(g) re: (e)

	Total Without Tax exempt and partnerships
Total adjusted for s Partnerships only	

s.69(1)(g) re: (d)
s.69(1)(g) re: (e)

\$ million		Share of cost		\$ million	
	Total Without Tax exempt and partnerships				Total Without Tax exempt and partnerships
Total adjusted for s Partnerships only			2017	2018	Total
			Total adjusted for share	Partnerships only	
	Tier 1 - CIT				
	Tier 1 - PIT				
	Tier 2 - CIT				
	Tier 2 - PIT				
	Total Gross - CIT				
	Total Gross - PIT				
	Income Inclusion - CIT				

[illegible]

[illegible]

s.69(1)(g) re: (d)

s.69(1)(g) re: (e)

s.69(1)(g) re: (d)
s.69(1)(g) re: (e)

\$ million	
	Total Without Tax exempt and partnerships
Total adjusted for s Partnerships only	

s.69(1)(g) re: (d)
s.69(1)(g) re: (e)

\$ million		Share of cost	\$ million		Share of cost
	Total Without Tax exempt and partnerships			Total Without Tax exempt and partnerships	
Total adjusted for s Partnerships only					
			2017	2018	Total
	Tier 1 - CIT				
	Tier 1 - PIT				
	Tier 2 - CIT				
	Tier 2 - PIT				
	Total Gross - CIT				
	Total Gross - PIT				
	Income Inclusion - CIT				
	Income Inclusion - PIT				
	Total Net - CIT				
	Total Net - PIT				
	Total Net				
	Total Net - CIT - Rounded				
	Total Net - PIT - Rounded				
	Total Net - Rounded				

\$ million		Share of cost		\$ million		Share of cost		
Total Without Tax exempt and partnerships				Total Without Tax exempt and partnerships				
Total adjusted for s Partnerships only		2017	2018	Total	Total adjusted for share Partnerships only	2017	2018	Total
Tier 1 - CIT						Tier 1 - CIT		
Tier 1 - PIT						Tier 1 - PIT		
Tier 2 - CIT						Tier 2 - CIT		
Tier 2 - PIT						Tier 2 - PIT		
Total Gross - CIT						Total Gross - CIT		
Total Gross - PIT						Total Gross - PIT		
Income Inclusion - CIT						Income Inclusion - CIT		
Income Inclusion - PIT						Income Inclusion - PIT		
Total Net - CIT						Total Net - CIT		
Total Net - PIT						Total Net - PIT		
Total Net						Total Net		
Total Net - CIT - Rounded						Total Net - CIT - Rounded		
Total Net - PIT - Rounded						Total Net - PIT - Rounded		
Total Net - Rounded						Total Net - Rounded		
\$ million		Share of cost		\$ million		Share of cost		
Total Without Tax exempt and partnerships				Total Without Tax exempt and partnerships				
Total adjusted for s Partnerships only		2017	2018	Total	Total adjusted for share Partnerships only	2017	2018	Total
Tier 1 - CIT						Tier 1 - CIT		
Tier 1 - PIT						Tier 1 - PIT		
Tier 2 - CIT						Tier 2 - CIT		
Tier 2 - PIT						Tier 2 - PIT		
Total Gross - CIT						Total Gross - CIT		
Total Gross - PIT						Total Gross - PIT		
Income Inclusion - CIT						Income Inclusion - CIT		
Income Inclusion - PIT						Income Inclusion - PIT		
Total Net - CIT						Total Net - CIT		
Total Net - PIT						Total Net - PIT		
Total Net						Total Net		
Total Net - CIT - Rounded						Total Net - CIT - Rounded		
Total Net - PIT - Rounded						Total Net - PIT - Rounded		
Total Net - Rounded						Total Net - Rounded		

s.69(1)(g) re: (d)

s.69(1)(g) re: (e)

\$ million		Share of cost				\$ million		Share of cost			
Total adjusted for s Partnerships only	Total Without Tax exempt and partnerships		2017	2018	Total	Total adjusted for share Partnerships only	Total Without Tax exempt and partnerships		2017	2018	Total
	Tier 1 - CIT						Tier 1 - CIT				
	Tier 1 - PIT						Tier 1 - PIT				
	Tier 2 - CIT						Tier 2 - CIT				
	Tier 2 - PIT						Tier 2 - PIT				
	Total Gross - CIT						Total Gross - CIT				
	Total Gross - PIT						Total Gross - PIT				
	Income Inclusion - CIT						Income Inclusion - CIT				
	Income Inclusion - PIT						Income Inclusion - PIT				
	Total Net - CIT						Total Net - CIT				
	Total Net - PIT						Total Net - PIT				
	Total Net						Total Net				
	Total Net - CIT - Rounded						Total Net - CIT - Rounded				
	Total Net - PIT - Rounded						Total Net - PIT - Rounded				
	Total Net - Rounded						Total Net - Rounded				
\$ million		Share of cost				\$ million		Share of cost			
Total adjusted for s Partnerships only	Total Without Tax exempt and partnerships					Total adjusted for s Partnerships only	Total Without Tax exempt and partnerships				

s.69(1)(g) re: (d)
s.69(1)(g) re: (e)

\$ million		
		Total Without Tax exempt and partnerships
Total adjusted for share	Partnerships only	

s.69(1)(g) re: (d)
s.69(1)(g) re: (e)

\$ million		
		Total Without Tax exempt and partnerships
Total adjusted for share	Partnerships only	

s.69(1)(g) re: (d)

s.69(1)(g) re: (e)

\$ million		
		Total Without Tax exempt and partnerships
Total adjusted for share	Partnerships only	

\$ million		
		Total Without Tax exempt and
Total adjusted for share	Partnerships only	partnerships

s.69(1)(g) re: (d)

s.69(1)(g) re: (e)



\$ million		
		Total Without Tax exempt and
Total adjusted for share	Partnerships only	partnerships

\$ million			Share of cost	\$ million			Share of cost	\$ million			Share of cost	\$ million			Share of cost
Total adjusted for share	Partnrhsips only	Total Without Tax exempt and partnerhsips		2017	2018	Total		Total adjusted for share	Partnrhsips only	Total Without Tax exempt and partnerhsips		2017	2018	Total	
			Tier 1 - CIT						Tier 1 - CIT						
			Tier 1 - PIT						Tier 1 - PIT						
			Tier 2 - CIT						Tier 2 - CIT						
			Tier 2 - PIT						Tier 2 - PIT						
			Total Gross - CIT						Total Gross - CIT						
			Total Gross - PIT						Total Gross - PIT						
			Income Inclusion - CIT						Income Inclusion - CIT						
			Income Inclusion - PIT						Income Inclusion - PIT						
			Total Net - CIT						Total Net - CIT						
			Total Net - PIT						Total Net - PIT						
			Total Net						Total Net						
			Total Net - CIT - Rounded						Total Net - CIT - Rounded						
			Total Net - PIT - Rounded						Total Net - PIT - Rounded						
			Total Net - Rounded						Total Net - Rounded						

\$ million			Share of cost			\$ million			Share of cost			\$ million			Share of cost		
		Total Without Tax exempt and partnerhsips						Total Without Tax exempt and partnerhsips						Total Without Tax exempt and partnerhsips			
Total adjusted for share	Partnerhsips only		2017	2018	Total	Total adjusted for share	Partnerhsips only		2017	2018	Total	Total adjusted for share	Partnerhsips only		2017	2018	Total
		Tier 1 - CIT						Tier 1 - CIT						Tier 1 - CIT			
		Tier 1 - PIT						Tier 1 - PIT						Tier 1 - PIT			
		Tier 2 - CIT						Tier 2 - CIT						Tier 2 - CIT			
		Tier 2 - PIT						Tier 2 - PIT						Tier 2 - PIT			
		Total Gross - CIT						Total Gross - CIT						Total Gross - CIT			
		Total Gross - PIT						Total Gross - PIT						Total Gross - PIT			
		Income Inclusion - CIT						Income Inclusion - CIT						Income Inclusion - CIT			
		Income Inclusion - PIT						Income Inclusion - PIT						Income Inclusion - PIT			
		Total Net - CIT						Total Net - CIT						Total Net - CIT			
		Total Net - PIT						Total Net - PIT						Total Net - PIT			
		Total Net						Total Net						Total Net			
		Total Net - CIT - Rounded						Total Net - CIT - Rounded						Total Net - CIT - Rounded			
		Total Net - PIT - Rounded						Total Net - PIT - Rounded						Total Net - PIT - Rounded			
		Total Net - Rounded						Total Net - Rounded						Total Net - Rounded			

\$ million			Share of cost	\$ million			Share of cost	\$ million							
Total adjusted for share	Partnerships only	Total Without Tax exempt and partnerships		2017	2018	Total		Total adjusted for share	Partnerships only	Total Without Tax exempt and partnerships	2017	2018	Total	Total adjusted for share	Partnerships only
			Tier 1 - CIT					Tier 1 - CIT							
			Tier 1 - PIT					Tier 1 - PIT							
			Tier 2 - CIT					Tier 2 - CIT							
			Tier 2 - PIT					Tier 2 - PIT							
			Total Gross - CIT					Total Gross - CIT							
			Total Gross - PIT					Total Gross - PIT							

s.69(1)(g) re: (d)

s.69(1)(g) re: (e)

[illegible]

\$ million					Share of cost		\$ million					Share of cost		\$ million		
		Total Without Tax exempt and partnerships							Total Without Tax exempt and partnerships							Total Without Tax exempt and partnerships
Total adjusted for share	Partnerships only				2017	2018	Total	Total adjusted for share	Partnerships only			2017	2018	Total	Total adjusted for share	Partnerships only
			Tier 1 - CIT							Tier 1 - CIT						
			Tier 1 - PIT							Tier 1 - PIT						
			Tier 2 - CIT							Tier 2 - CIT						
			Tier 2 - PIT							Tier 2 - PIT						
			Total Gross - CIT							Total Gross - CIT						
			Total Gross - PIT							Total Gross - PIT						
			Income Inclusion - CIT							Income Inclusion - CIT						
			Income Inclusion - PIT							Income Inclusion - PIT						
			Total Net - CIT							Total Net - CIT						
			Total Net - PIT							Total Net - PIT						
			Total Net							Total Net						
			Total Net - CIT - Rounded							Total Net - CIT - Rounded						
			Total Net - PIT - Rounded							Total Net - PIT - Rounded						
			Total Net - Rounded							Total Net - Rounded						

s.69(1)(g) re: (d)

s.69(1)(g) re: (e)

\$ million			Share of cost			\$ million			Share of cost			\$ million			Share of cost		
Total Without Tax exempt and partnerhsips			Total Without Tax exempt and partnerhsips			Total Without Tax exempt and partnerhsips			Total Without Tax exempt and partnerhsips			Total Without Tax exempt and partnerhsips			Total Without Tax exempt and partnerhsips		
Total adjusted for share	Partnerhsips only	partnerhsips	2017	2018	Total	Total adjusted for share	Partnerhsips only	partnerhsips	2017	2018	Total	Total adjusted for share	Partnerhsips only	partnerhsips	2017	2018	Total
		Tier 1 - CIT						Tier 1 - CIT						Tier 1 - CIT			
		Tier 1 - PIT						Tier 1 - PIT						Tier 1 - PIT			
		Tier 2 - CIT						Tier 2 - CIT						Tier 2 - CIT			
		Tier 2 - PIT						Tier 2 - PIT						Tier 2 - PIT			
		Total Gross - CIT						Total Gross - CIT						Total Gross - CIT			
		Total Gross - PIT						Total Gross - PIT						Total Gross - PIT			
		Income Inclusion - CIT						Income Inclusion - CIT						Income Inclusion - CIT			
		Income Inclusion - PIT						Income Inclusion - PIT						Income Inclusion - PIT			
		Total Net - CIT						Total Net - CIT						Total Net - CIT			
		Total Net - PIT						Total Net - PIT						Total Net - PIT			
		Total Net						Total Net						Total Net			
		Total Net - CIT - Rounded						Total Net - CIT - Rounded						Total Net - CIT - Rounded			
		Total Net - PIT - Rounded						Total Net - PIT - Rounded						Total Net - PIT - Rounded			
		Total Net - Rounded						Total Net - Rounded						Total Net - Rounded			

s.69(1)(g) re: (d)
s.69(1)(g) re: (e)

\$ million			Share of cost			\$ million			Share of cost			\$ million			Share of cost		
		Total Without Tax exempt and partnerships						Total Without Tax exempt and partnerships						Total Without Tax exempt and partnerships			
Total adjusted for share	Partnerships only	partnerships	2017	2018	Total	Total adjusted for share	Partnerships only	partnerships	2017	2018	Total	Total adjusted for share	Partnerships only	partnerships	2017	2018	Total
		Tier 1 - CIT						Tier 1 - CIT						Tier 1 - CIT			
		Tier 1 - PIT						Tier 1 - PIT						Tier 1 - PIT			
		Tier 2 - CIT						Tier 2 - CIT						Tier 2 - CIT			
		Tier 2 - PIT						Tier 2 - PIT						Tier 2 - PIT			
		Total Gross - CIT						Total Gross - CIT						Total Gross - CIT			
		Total Gross - PIT						Total Gross - PIT						Total Gross - PIT			
		Income Inclusion - CIT						Income Inclusion - CIT						Income Inclusion - CIT			
		Income Inclusion - PIT						Income Inclusion - PIT						Income Inclusion - PIT			
		Total Net - CIT						Total Net - CIT						Total Net - CIT			
		Total Net - PIT						Total Net - PIT						Total Net - PIT			
		Total Net						Total Net						Total Net			
		Total Net - CIT - Rounded						Total Net - CIT - Rounded						Total Net - CIT - Rounded			
		Total Net - PIT - Rounded						Total Net - PIT - Rounded						Total Net - PIT - Rounded			
		Total Net - Rounded						Total Net - Rounded						Total Net - Rounded			

s.69(1)(g) re: (d)

s.69(1)(g) re: (e)

Effective CIT/PIT tax rate	10%	
Effective CIT tax rate (all corporations)	10%	
Effective CIT reduced tax rate	6%	Taxable PIT
Effective PIT tax rate	22%	64%
Effective partnerships tax rate	14%	

	2016A	2017A	2018A	2019A	2020A
SEPHAWE	956	976	1,001	1,024	1,052
Growth from X year to 2020	110.0%	107.9%	105.1%		

	Share of cost	\$ million					Total Without Tax exempt and partnerhsips
		2017	2018	Total	Total adjusted for share	Partnerhsips only	

s.69(1)(g) re: (d)
s.69(1)(g) re: (e)

Total Gross - CIT
Total Gross - PIT

Income Inclusion - CIT
Income Inclusion - PIT

Total Net - CIT
Total Net - PIT
Total Net

Total Net - CIT - Rounded
Total Net - PIT - Rounded
Total Net - Rounded

	Share of cost	\$ million					Total Without Tax exempt and partnerhsips
		2017	2018	Total	Total adjusted for share	Partnerhsips only	

Total Gross - CIT
Total Gross - PIT

Income Inclusion - CIT
Income Inclusion - PIT

Total Net - CIT
Total Net - PIT
Total Net

Total Net - CIT - Rounded
Total Net - PIT - Rounded
Total Net - Rounded

Share of cost	\$ million					Total Without Tax exempt and partnerhsips
	2017	2018	Total	Total adjusted for share	Partnerhsips only	

s.69(1)(g) re: (d)
s.69(1)(g) re: (e)

Total Gross - CIT
Total Gross - PIT

Income Inclusion - CIT
Income Inclusion - PIT

Total Net - CIT

Total Net - PIT
Total Net

Total Net - CIT - Rounded
Total Net - PIT - Rounded
Total Net - Rounded

	Share of cost	\$ million					Total Without Tax exempt and partnerhsips
		2017	2018	Total	Total adjusted for share	Partnerhsips only	

Total Gross - CIT
Total Gross - PIT

Income Inclusion - CIT
Income Inclusion - PIT

Total Net - CIT
Total Net - PIT
Total Net

Total Net - CIT - Rounded
Total Net - PIT - Rounded
Total Net - Rounded

s.69(1)(g) re: (d)
s.69(1)(g) re: (e)

Total Gross - CIT
Total Gross - PIT

Income Inclusion - CIT
Income Inclusion - PIT

Total Net - CIT

Share of cost	\$ million						Total Without Tax exempt and partnerhsips
	2017	2018	Total	Total adjusted for share	Partnerhsips only		

s.69(1)(g) re: (d)
s.69(1)(g) re: (e)

Total Net - PIT
Total Net

Total Net - CIT - Rounded
Total Net - PIT - Rounded
Total Net - Rounded

s.69(1)(g) re: (d)
s.69(1)(g) re: (e)

Pages 2512 to / à 2517
are duplicates
sont des duplicatas

Effective CIT/PIT tax rate	10%	
Effective CIT tax rate (all corporations)	10%	
Effective CIT reduced tax rate	6%	Taxable PIT
Effective PIT tax rate	22%	64%
Effective partnerships tax rate	14%	

	2016A	2017A	2018A	2019A	2020A
SEPHAWE	956	976	1,001	1,024	1,052
Growth from X year to 2020	110.0%	107.9%	105.1%		

	Share of cost	\$ million					Total Without Tax exempt and partnerhsips
		2017	2018	Total	Total adjusted for share	Partnerhsips only	
Total Gross - CIT							s.69(1)(g) re: (d)
Total Gross - PIT							s.69(1)(g) re: (e)
Income Inclusion - CIT							
Income Inclusion - PIT							
Total Net - CIT							
Total Net - PIT							
Total Net							
Total Net - CIT - Rounded							
Total Net - PIT - Rounded							
Total Net - Rounded							

	Share of cost	\$ million					Total Without Tax exempt and partnerhsips
		2017	2018	Total	Total adjusted for share	Partnerhsips only	

Total Gross - CIT
Total Gross - PIT

Income Inclusion - CIT
Income Inclusion - PIT

Total Net - CIT
Total Net - PIT
Total Net

Total Net - CIT - Rounded
Total Net - PIT - Rounded
Total Net - Rounded

Share of cost	\$ million					Total Without Tax exempt and partnerhsips
	2017	2018	Total	Total adjusted for share	Partnerhsips only	

s.69(1)(g) re: (d)
s.69(1)(g) re: (e)

Total Gross - CIT
Total Gross - PIT

Income Inclusion - CIT
Income Inclusion - PIT

Total Net - CIT

Total Net - PIT
Total Net

Total Net - CIT - Rounded
Total Net - PIT - Rounded
Total Net - Rounded

	Share of cost	\$ million					Total Without Tax exempt and partnerhsips
		2017	2018	Total	Total adjusted for share	Partnerhsips only	

Total Gross - CIT
Total Gross - PIT

Income Inclusion - CIT
Income Inclusion - PIT

Total Net - CIT
Total Net - PIT
Total Net

Total Net - CIT - Rounded
Total Net - PIT - Rounded
Total Net - Rounded

s.69(1)(g) re: (d)
s.69(1)(g) re: (e)

Total Gross - CIT
Total Gross - PIT

Income Inclusion - CIT
Income Inclusion - PIT

Total Net - CIT

Share of cost	\$ million					Total Without Tax exempt and partnerhsips
	2017	2018	Total	Total adjusted for share	Partnerhsips only	

s.69(1)(g) re: (d)
s.69(1)(g) re: (e)

Total Net - PIT
Total Net

Total Net - CIT - Rounded
Total Net - PIT - Rounded
Total Net - Rounded

s.69(1)(g) re: (d)
s.69(1)(g) re: (e)

2017 increase	1.069340651
Available 4 weeks	0.076923077

--

Unincorporated	For 4 weeks
2017	
2018	

T2125 salary and wages	Gross up by 1/0.87 based on PIT quant group
6,315,241,942	7,258,898,784
share of empl inc	3.22%

Cost for corporations
year
2017
2018

436300

Qualifying ccpc only			
year	COUNT_of_INT_BN	SUM_of_sum_empt_incamt	sum_wage_sub_emplr
2018			

Unincorporated	For 4 weeks
2017	
2018	

T2125 salary and wages	Gross up by 1/0.87 based on PIT quant group
6,315,241,942	7,258,898,784
share of empl inc	3.22%

s.69(1)(g) re: (d)
s.69(1)(g) re: (e)

<u>Cost for corporations</u>			
year	number_employer	sum_wage_sub_emplr	For 4 weeks
2017			
2018			

436300

5.55E+11 without removing zeroes

Qualifying ccpc only			
year	COUNT_of_INT_BN	SUM_of_sum_empt_incamt	sum_wage_sub_emplr
2018			

without removing zeroes

Tier 3 -	
Unincorporated	For 4 weeks
2017	
2018	

T2125 salary and wages	Gross up by 1/0.87 based on PIT quant group
6,315,241,942	7,258,898,784
share of empl inc	#DIV/0!

Cost for corporations				
year	number_employer	sum_wage_sub_emplr		For 4 weeks
2017			-	-
2018				

436300

Qualifying ccpc only			
year	COUNT_of_INT_BN	SUM_of_sum_empt_incamt	sum_wage_sub_emplr
2018			

2017 increase	1.069340651
Available 4 weeks	0.076923077

Unincorporated	For 4 weeks
2017	
2018	

T2125 salary and wages	Gross up by 1/0.87 based on PIT quant group
6,315,241,942	7,258,898,784
share of empl inc	3.22%

Cost for corporations	sum_wage_sub_emplr	For 4 weeks
year		
2017		
2018		436300

Qualifying ccpc only	COUNT_of_INT_BN	SUM_of_sum_empt_incamt	sum_wage_sub_emplr
year			
2018			

Unincorporated	For 4 weeks
2017	
2018	

T2125 salary and wages	Gross up by 1/0.87 based on PIT quant group
6,315,241,942	7,258,898,784
share of empl inc	3.22%

Cost for corporations	number_employer	sum_wage_sub_emplr	For 4 weeks
year			
2017			
2018			436300

Qualifying ccpc only	COUNT_of_INT_BN	SUM_of_sum_empt_incamt	sum_wage_sub_emplr
year			
2018			

Unincorporated	For 4 weeks
2017	
2018	

T2125 salary and wages	Gross up by 1/0.87 based on PIT quant group
6,315,241,942	7,258,898,784
share of empl inc	#DIV/0!

Cost for corporations	number_employer	sum_wage_sub_emplr	For 4 weeks
year			
2017			
2018			436300

Qualifying ccpc only	COUNT_of_INT_BN	SUM_of_sum_empt_incamt	sum_wage_sub_emplr
year			
2018			

s.69(1)(g) re: (d)
s.69(1)(g) re: (e)

Page 2526
is a duplicate
est un duplicata

2017 increase	1.069340651
Available 4 weeks	0.076923077

s.69(1)(g) re: (d)
s.69(1)(g) re: (e)

Unincorporated			For 4 weeks
2017		7,258,898,784	6,315,241,942
2018			

T2125 salary and wages	Gross up by 1/0.87 based on PIT quant group
6,315,241,942	7,258,898,784
share of empl inc	2.95%

Cost for corporations			For 4 weeks
year	number_employer	sum_wage_sub_emplr	
2017			
2018			436300

Qualifying ccpc only			
year	COUNT_of_INT_BN	SUM_of_sum_empt_incamt	sum_wage_sub_emplr
2018			

Unincorporated			For 4 weeks
2017			
2018			

T2125 salary and wages	Gross up by 1/0.87 based on PIT quant group
6,315,241,942	7,258,898,784
share of empl inc	#DIV/0!

Cost for corporations			For 4 weeks
year	number_employer	sum_wage_sub_emplr	
2017			
2018			436300

Qualifying ccpc only			
year	COUNT_of_INT_BN	SUM_of_sum_empt_incamt	sum_wage_sub_emplr
2018			

Unincorporated			For 4 weeks
2017			
2018			

T2125 salary and wages	Gross up by 1/0.87 based on PIT quant group
6,315,241,942	7,258,898,784
share of empl inc	#DIV/0!

Cost for corporations			For 4 weeks
year	number_employer	sum_wage_sub_emplr	
2017			
2018			436300

Qualifying ccpc only			
year	COUNT_of_INT_BN	SUM_of_sum_empt_incamt	sum_wage_sub_emplr
2018			

Pages 2528 to / à 2598
are duplicates
sont des duplicatas

CEWS 4week	Period 5	Period 6	Period 7	Period 8	Period 9	Period 10	Total
------------	----------	----------	----------	----------	----------	-----------	-------

	Count	CEWS	Empl Inc
ALL	1,291,235	342,953,211,200	784,080,007,780
Charities	32,390	18,487,702,365	36,488,982,778
NPO	18,122	9,592,577,541	21,064,430,185
Charities	2.5%	5.4%	4.7%
NPO	1.4%	2.8%	2.7%
	3.9%	8.2%	7.3%

s.69(1)(g) re: (d)
s.69(1)(g) re: (e)

Revenue Drop	Period 4	Period 5	Period 6	Period 7
Timing	June 7 - July 4	July 5 - Aug 1	Aug 2 - Aug 29	Aug 30 - Sep 26
Total				

Revenue Drop	Period 4	Period 5	Period 6	Period 7
Timing	June 7 - July 4	July 5 - Aug 1	Aug 2 - Aug 29	Aug 30 - Sep 26
Total				

Revenue Drop	Period 4	Period 5	Period 6	Period 7	Period 8
Timing	June 7 - July 4	July 5 - Aug 1	Aug 2 - Aug 29	Aug 30 - Sep 26	Sept 27 - Oct 24
Total					

Revenue Drop	Period 4	Period 5	Period 6	Period 7
Timing	June 7 - July 4	July 5 - Aug 1	Aug 2 - Aug 29	Aug 30 - Sep 26
Total				

Revenue Drop	Period 4	Period 5	Period 6	Period 7
Timing	June 7 - July 4	July 5 - Aug 1	Aug 2 - Aug 29	Aug 30 - Sep 26

s.18(d)
s.21(1)(b)

Revenue Drop	Period 4	Period 5	Period 6	Period 7
Timing	June 7 - July 4	July 5 - Aug 1	Aug 2 - Aug 29	Aug 30 - Sep 26
Total				

Revenue Drop	Period 4	Period 5	Period 6	Period 7
Timing	June 7 - July 4	July 5 - Aug 1	Aug 2 - Aug 29	Aug 30 - Sep 26
Total				

Revenue Drop	Period 4	Period 5	Period 6	Period 7	Period 8
Timing	June 7 - July 4	July 5 - Aug 1	Aug 2 - Aug 29	Aug 30 - Sep 26	Sept 27 - Oct 24
Total					

Revenue Drop	Period 4	Period 5	Period 6	Period 7
Timing	June 7 - July 4	July 5 - Aug 1	Aug 2 - Aug 29	Aug 30 - Sep 26
Total				

Revenue Drop	Period 4	Period 5	Period 6	Period 7
Timing	June 7 - July 4	July 5 - Aug 1	Aug 2 - Aug 29	Aug 30 - Sep 26

Total

Reve nue D rop	Period 4	Period 5	Period 6	Period 7
Timing	June 7 - July 4	July 5 - Aug 1	Aug 2 - Aug 29	Aug 30 - Sep 26
Total				

Reve nue D rop	Period 4	Period 5	Period 6	Period 7	Period 8
Timing	June 7 - July 4	July 5 - Aug 1	Aug 2 - Aug 29	Aug 30 - Sep 26	Sept 27 - Oct 24
Total					

Reve nue D rop	Period 4	Period 5	Period 6	Period 7
Timing	June 7 - July 4	July 5 - Aug 1	Aug 2 - Aug 29	Aug 30 - Sep 26
Total				

Reve nue D rop	Period 4	Period 5	Period 6	Period 7	Period 8
Timing	June 7 - July 4	July 5 - Aug 1	Aug 2 - Aug 29	Aug 30 - Sep 26	Sept 27 - Oct 24
Total					

Total

Revenue Drop	Period 4	Period 5	Period 6	Period 7
Timing	June 7 - July 4	July 5 - Aug 1	Aug 2 - Aug 29	Aug 30 - Sep 26
Total				

Revenue Drop	Period 4	Period 5	Period 6	Period 7	Period 8
Timing	June 7 - July 4	July 5 - Aug 1	Aug 2 - Aug 29	Aug 30 - Sep 26	Sept 27 - Oct 24
Total					

Revenue Drop	Period 4	Period 5	Period 6	Period 7
Timing	June 7 - July 4	July 5 - Aug 1	Aug 2 - Aug 29	Aug 30 - Sep 26
Total				

Revenue Drop	Period 4	Period 5	Period 6	Period 7	Period 8
Timing	June 7 - July 4	July 5 - Aug 1	Aug 2 - Aug 29	Aug 30 - Sep 26	Sept 27 - Oct 24
Total					

s.18(d)
s.21(1)(b)

Revenue Drop	Period 4	Period 5	Period 6	Period 7	Period 8
Timing	June 7 - July 4	July 5 - Aug 1	Aug 2 - Aug 29	Aug 30 - Sep 26	Sept 27 - Oct 24
Total					

Revenue Drop	Period 4	Period 5	Period 6	Period 7	Period 8
Timing	June 7 - July 4	July 5 - Aug 1	Aug 2 - Aug 29	Aug 30 - Sep 26	Sept 27 - Oct 24
Total					

s.18(d)
s.21(1)(b)

|

Period 5	Period 6	Period 7
----------	----------	----------

0.61363636 0.581395 0.536585
0.38636364 0.418605 0.463415

Average rate

Period 5	Period 6	Period 7
----------	----------	----------

Period 5	Period 6	Period 7
----------	----------	----------

Share of Cost

Period 5	Period 6	Period 7
----------	----------	----------

Period 5	Period 6	Period 7	Period 8
----------	----------	----------	----------

0.36170213 0.367347 0.365385 0.37037
0.63829787 0.632653 0.634615 0.62963

Period 5	Period 6	Period 7	Period 8
----------	----------	----------	----------

48% 40% 32% 16%
18% 15.00% 12% 6%

Period 5	Period 6	Period 7	Period 8
----------	----------	----------	----------

0.173617 0.146939 0.116923 0.059259
0.114894 0.094898 0.076154 0.037778

Period 5	Period 6	Period 7	Period 8
----------	----------	----------	----------

0.60177 0.607595 0.605578 0.610687
0.39823 0.392405 0.394422 0.389313

Period 5	Period 6	Period 7
----------	----------	----------

0.36170213 0.367347 0.365385
0.63829787 0.632653 0.634615

Period 5	Period 6	Period 7
----------	----------	----------

48% 36% 24%
18% 13.50% 9%

Period 5	Period 6	Period 7
----------	----------	----------

0.173617 0.132245 0.087692
0.114894 0.085408 0.057115

Period 5	Period 6	Period 7
----------	----------	----------

0.60177 0.607595 0.605578
0.39823 0.392405 0.394422

	Period 5	Period 6	Period 7
Tier 1	10,475	9,890	6,395
Tier 2	3,820	3,980	2,755

Period 5	Period 6	Period 7
----------	----------	----------

	Period 5	Period 6	Period 7	Period 8
Tier 1	6,455	5,085	3,895	2,115
Tier 2	4,325	3,700	3,115	1,630

	Period 5	Period 6	Period 7
Tier 1	6,400	5820	2615
Tier 2	5,405	5550	2915

Period 5	Period 6	Period 7	Period 8
----------	----------	----------	----------

0.36170213 0.367347 0.365385 0.37037
0.63829787 0.632653 0.634615 0.62963

Period 5	Period 6	Period 7	Period 8
----------	----------	----------	----------

60% 60% 0.32 0.16
23% 23% 12% 0.06

Period 5	Period 6	Period 7	Period 8
----------	----------	----------	----------

0.217021 0.220408 0.116923 0.059259
0.143617 0.142347 0.076154 0.037778

Period 5	Period 6	Period 7	Period 8
----------	----------	----------	----------

0.60177 0.607595 0.605578 0.610687
0.39823 0.392405 0.394422 0.389313

Period 5	Period 6	Period 7	Period 8
----------	----------	----------	----------

0.36 0.37 0.37 0.37
0.64 0.63 0.63 0.63

Period 5	Period 6	Period 7	Period 8
----------	----------	----------	----------

0.48 0.4 0.32 0.16
0.18 0.15 0.12 0.06

Period 5	Period 6	Period 7	Period 8
----------	----------	----------	----------

0.173617 0.146939 0.116923 0.059259
0.114894 0.094898 0.076154 0.037778

Period 5	Period 6	Period 7	Period 8
----------	----------	----------	----------

0.60177 0.607595 0.605578 0.610687
0.39823 0.392405 0.394422 0.389313

Revenue Drop	Period 1	Period 2	Period 3	Period 4	Period 5	Period 6	Period 7	Period 8
Timing				June 7 - July 4	July 5 - Aug 1	Aug 2 - Aug 29	Aug 30 - Sep 26	Sept 27 - Oct 24
Total								

Revenue Drop	Period 1	Period 2	Period 3	Period 4	Period 5	Period 6	Period 7	
Timing				June 7 - July 4	July 5 - Aug 1	Aug 2 - Aug 29	Aug 30 - Sep 26	
Total								

Revenue Drop	Period 1	Period 2	Period 3	Period 4	Period 5	Period 6	Period 7	Period 8
Timing				June 7 - July 4	July 5 - Aug 1	Aug 2 - Aug 29	Aug 30 - Sep 26	Sept 27 - Oct 24
Total								

Revenue Drop	Period 1	Period 2	Period 3	Period 4	Period 5	Period 6	Period 7	Period 8	Period 9	Period 10
Timing				June 7 - July 4	July 5 - Aug 1	Aug 2 - Aug 29	Aug 30 - Sep 26	Sept 27 - Oct 24	Oct 24 - Nov 22	Nov 23 - Dec 19
Total										

	Period 1	Period 2	Period 3	Period 4	Period 5	Period 6	Period 7	Period 8	Period 9	Period 10
Timing				June 7 - July 4	July 5 - Aug 1	Aug 2 - Aug 29	Aug 30 - Sep 26	Sept 27 - Oct 24	Oct 24 - Nov 22	Nov 23 - Dec 19
Furloughed										
Employed										
Total - take up										

s.18(d)
s.21(1)(b)

Furloughed				Period 5	Period 6	Period 7	Period 8	Period 9	Period 10
With cews									
Employer									
Without cews									
Employer									
Total									

Revenue Drop	Period 1	Period 2	Period 3	Period 4	Period 5	Period 6	Period 7	Period 8	Period 9	Period 10
Timing				June 7 - July 4	July 5 - Aug 1	Aug 2 - Aug 29	Aug 30 - Sep 26	Sept 27 - Oct 24	Oct 24 - Nov 22	Nov 23 - Dec 19
Total										

s.18(d)
s.21(1)(b)

Revenue Drop	Period 1	Period 2	Period 3	Period 4	Period 5	Period 6	Period 7	Period 8
Timing				June 7 - July 4	July 5 - Aug 1	Aug 2 - Aug 29	Aug 30 - Sep 26	Sept 27 - Oct 24
Total								

Revenue Drop	Period 1	Period 2	Period 3	Period 4	Period 5	Period 6	Period 7	
Timing				June 7 - July 4	July 5 - Aug 1	Aug 2 - Aug 29	Aug 30 - Sep 26	
Total								

s.18(d)
s.21(1)(b)

Revenue Drop	Period 1	Period 2	Period 3	Period 4	Period 5	Period 6	Period 7	Period 8
Timing				June 7 - July 4	July 5 - Aug 1	Aug 2 - Aug 29	Aug 30 - Sep 26	Sept 27 - Oct 24
Total								

Revenue Drop	Period 1	Period 2	Period 3	Period 4	Period 5	Period 6	Period 7	Period 8	Period 9	Period 10
Timing				June 7 - July 4	July 5 - Aug 1	Aug 2 - Aug 29	Aug 30 - Sep 26	Sept 27 - Oct 24	Oct 24 - Nov 22	Nov 23 - Dec 19
Total										

	Period 1	Period 2	Period 3	Period 4	Period 5	Period 6	Period 7	Period 8	Period 9	Period 10
Timing				June 7 - July 4	July 5 - Aug 1	Aug 2 - Aug 29	Aug 30 - Sep 26	Sept 27 - Oct 24	Oct 24 - Nov 22	Nov 23 - Dec 19
Furloughed										

Employed
Total - take up

Furloughed
With cews
Employer
Without cews
Employer
Total

				Period 5	Period 6	Period 7	Period 8	Period 9	Period 10

Revenue Drop	Period 1	Period 2	Period 3	Period 4	Period 5	Period 6	Period 7	Period 8	Period 9	Period 10
Timing				June 7 - July 4	July 5 - Aug 1	Aug 2 - Aug 29	Aug 30 - Sep 26	Sept 27 - Oct 24	Oct 24 - Nov 22	Nov 23 - Dec 19
Total										

s.18(d)
s.21(1)(b)

Pages 2610 to / à 2611
are duplicates
sont des duplicatas

Revenue Drop	Period 1	Period 2	Period 3	Period 4	Period 5	Period 6	Period 7	Period 8
Timing				June 7 - July 4	July 5 - Aug 1	Aug 2 - Aug 29	Aug 30 - Sep 26	Sept 27 - Oct 24
Total								

s.18(d)
s.21(1)(b)

Revenue Drop	Period 1	Period 2	Period 3	Period 4	Period 5	Period 6	Period 7	
Timing				June 7 - July 4	July 5 - Aug 1	Aug 2 - Aug 29	Aug 30 - Sep 26	
Total								

Revenue Drop	Period 1	Period 2	Period 3	Period 4	Period 5	Period 6	Period 7	Period 8
Timing				June 7 - July 4	July 5 - Aug 1	Aug 2 - Aug 29	Aug 30 - Sep 26	Sept 27 - Oct 24
Total								

Revenue Drop	Period 1	Period 2	Period 3	Period 4	Period 5	Period 6	Period 7	Period 8	Period 9	Period 10
Timing				June 7 - July 4	July 5 - Aug 1	Aug 2 - Aug 29	Aug 30 - Sep 26	Sept 27 - Oct 24	Oct 24 - Nov 22	Nov 23 - Dec 19
Total										

	Period 1	Period 2	Period 3	Period 4	Period 5	Period 6	Period 7	Period 8	Period 9	Period 10
Timing				June 7 - July 4	July 5 - Aug 1	Aug 2 - Aug 29	Aug 30 - Sep 26	Sept 27 - Oct 24	Oct 24 - Nov 22	Nov 23 - Dec 19

Furloughed

Employed										
Total - take up										
Furloughed					Period 5	Period 6	Period 7	Period 8	Period 9	Period 10
With cews										
Employer										
Without cews										
Employer										
Total										

Revenue Drop	Period 1	Period 2	Period 3	Period 4	Period 5	Period 6	Period 7	Period 8	Period 9	Period 10
Timing				June 7 - July 4	July 5 - Aug 1	Aug 2 - Aug 29	Aug 30 - Sep 26	Sept 27 - Oct 24	Oct 24 - Nov 22	Nov 23 - Dec 19
Total										

s.18(d)
s.21(1)(b)

	Jan-2020	Feb-2020	Mar-2020	Apr-2020	May-2020	Jun-2020	Jul-2020	Aug-2020	Sep-2020	Oct-2020	Nov-2020	Dec-2020

s.18(d)
s.21(1)(b)

4-week Period							12.2%	9.4%	8.5%	8.4%	7.8%	

Total Gross - CIT												
Total Gross - PIT												
Total Gross												

4-week Period												

Total Gross - CIT												
Total Gross - PIT												
Total Gross												

s.69(1)(g) re: (d)
s.69(1)(g) re: (e)

Total Gross - CIT												
Total Gross - PIT												
Total Gross												

Furloughed employee portion												
Gross - CIT												
Gross - PIT												
CEWS New scheme												
Gross - CIT												
Gross - PIT												
Total Gross - CIT												
Total Gross - PIT												
Total Gross												

Furloughed employee portion												
Gross - CIT												
Gross - PIT												
CEWS New scheme												

Gross - PIT

Total Gross - PIT

Gross - CIT

CEWS Ne wschem e

Gross - PIT

Total Gross - PIT

s.69(1)(g) re: (e)

Gross - CIT

CEWS New

Gross - PIT

Total Gross

Total Gross

Gross - CIT

CEWS New

Gross - PIT

Total Gross

Total Gross

	\$ million				
	CEWS 4week	Period 5	Period 6	Period 7	Period 8
Furlounged e mployee portion					
Gross - CIT					
Gross - PIT					
CEWS Ne wschem e					
Gross - CIT					
Gross - PIT					
Total Gross - CIT					
Total Gross - PIT					
Total Gross					

	\$ million			
	CEWS 4week	Period 5	Period 6	Period 7
Furlounged e mployee portion				
Gross - CIT				
Gross - PIT				
CEWS Ne wschem e				
Gross - CIT				
Gross - PIT				
Total Gross - CIT				
Total Gross - PIT				
Total Gross				

	\$ million				
	CEWS 4week	Period 5	Period 6	Period 7	Period 8
Furlounged e mployee portion					
Gross - CIT					
Gross - PIT					
CEWS Ne wschem e					
Gross - CIT					
Gross - PIT					
Total Gross - CIT					
Total Gross - PIT					
Total Gross					

	69%	71%	74 %	76%	7 6%
	\$ million				
	CEWS 4week	Period 5	Period 6	Period 7	Period 8
Furlounged e mployee portion					

s.69(1)(g) re: (d)
s.69(1)(g) re: (e)

		\$ million						
		CEWS 4week	Period 5	Period 6	Period 7	Period 8	Period 9	Period 10
Furlounged e mployee portion								
Gross - CIT								
Gross - PIT								
CEWS Ne wschem e								
Gross - CIT								
Gross - PIT								
Total Gross - CIT								
Total Gross - PIT								
Total Gross								

		\$ million				
		CEWS 4week	Period 5	Period 6	Period 7	Period 8
Furlounged e mployee portion						
Gross - CIT						
Gross - PIT						
CEWS Ne wschem e						
Gross - CIT						
Gross - PIT						
Total Gross - CIT						
Total Gross - PIT						
Total Gross						

		\$ million		
		Period 1	Period 2	Period 3
Furlounged e mployee portion				
Gross - CIT				
Gross - PIT				
CEWS Ne wschem e				
Gross - CIT				
Gross - PIT				
Total Gross - CIT				
Total Gross - PIT				
Total Gross				

		\$ million						
		CEWS 4week	Period 5	Period 6	Period 7	Period 8	Period 9	Period 10
Furlounged e mployee portion								

s.69(1)(g) re: (d)
s.69(1)(g) re: (e)

Total Gross

s.69(1)(g) re: (e)

	\$ million						
	CEWS 4week	Period 5	Period 6	Period 7	Period 8	Period 9	Period 10
<i>Furloughed employee portion</i>							
Gross - CIT							
Gross - PIT							
<i>CEWS New scheme</i>							
Gross - CIT							
Gross - PIT							
Total Gross - CIT							
Total Gross - PIT							
Total Gross							

[illegible]

	CEWS 4week	Period 5	Period 6	Period 7	Period 8	Period 9	Period 10
<i>Unfunded employee portion</i>							
Gross - CIT							
Gross - PIT							
<i>CEWS Net scheme</i>							
Gross - CIT							
Gross - PIT							
Total Gross - CIT							
Total Gross - PIT							
Total Gross							

[illegible]

	\$ million						
	CEWS 4week	Period 5	Period 6	Period 7	Period 8	Period 9	Period 10
<i>Furloughed employee portion</i>							
Gross - CIT							
Gross - PIT							
<i>CEWS Newscheme</i>							
Gross - CIT							
Gross - PIT							
Total Gross - CIT							
Total Gross - PIT							
Total Gross							

	CE WS 4week	Period 5	Period 6	Period 7	Period 8	Period 9	Period 10
Surrounded employee portion							
Gross - CIT							
Gross - PIT							

s.69(1)(g) re: (d)

s.69(1)(g) re: (e)

11/1/2020

11/1/2020

	\$ million						
	CEWS 4week	Period 5	Period 6	Period 7	Period 8	Period 9	Period 10
Furlounged e mployee portion							
Gross - CIT							
Gross - PIT							
CEWS Ne wschem e							
Gross - CIT							
Gross - PIT							
Total Gross - CIT							
Total Gross - PIT							
Total Gross							

	\$ million						
	CEWS 4week	Period 5	Period 6	Period 7	Period 8	Period 9	Period 10
Furlounged e mployee portion							
Gross - CIT							
Gross - PIT							
CEWS Ne wschem e							
Gross - CIT							
Gross - PIT							
Total Gross - CIT							
Total Gross - PIT							
Total Gross							

	\$ million						
	CEWS 4week	Period 5	Period 6	Period 7	Period 8	Period 9	Period 10
Furlounged e mployee portion							
Gross - CIT							
Gross - PIT							
CEWS Ne wschem e							
Gross - CIT							
Gross - PIT							
Total Gross - CIT							
Total Gross - PIT							
Total Gross							

	\$ million						
	CEWS 4week	Period 5	Period 6	Period 7	Period 8	Period 9	Period 10
Furlounged e mployee portion							
Gross - CIT							
Gross - PIT							

s.69(1)(g) re: (d)
s.69(1)(g) re: (e)

Gross - CIT	
Gross - PIT	
Total Gross - CIT	
Total Gross - PIT	
Total Gross	

.....

02624

	\$ million						
	CEWS 4week	Period 5	Period 6	Period 7	Period 8	Period 9	Period 10
Furloughed employee portion							
Gross - CIT							
Gross - PIT							
CEWS Newscheme							
Gross - CIT							
Gross - PIT							
Total Gross - CIT							
Total Gross - PIT							
Total Gross							

s.69(1)(g) re: (d)

s.69(1)(g) re: (e)

	Jan-2020	Feb-2020	Mar-2020	Apr-2020	May-2020	Jun-2020	Jul-2020	Aug-2020	Sep-2020	Oct-2020	Nov-2020	Dec-2020

s.18(d)

s.21(1)(b)

4-week Period	\$ million							
	CEWS 4week	Period 5	Period 6	Period 7	Period 8	Period 9	Period 10	

Total Gross - CIT	
Total Gross - PIT	
Total Gross	

4-week Period	\$ million							
	CEWS 4week	Period 5	Period 6	Period 7	Period 8	Period 9	Period 10	

Total Gross - CIT	
Total Gross - PIT	
Total Gross	

s.69(1)(g) re: (d)

s.69(1)(g) re: (e)

	CEWS 4week	Period 5	Period 6	Period 7	Period 8	Period 9
--	------------	----------	----------	----------	----------	----------

Total Gross - CIT	
Total Gross - PIT	
Total Gross	

	\$ million			
	CEWS 4week	Period 5	Period 6	Period 7

Furlounged employee portion
Gross - CIT
Gross - PIT
CEWS Newscheme
Gross - CIT
Gross - PIT
Total Gross - CIT
Total Gross - PIT
Total Gross

	\$ million			
	CEWS 4week	Period 5	Period 6	Period 7

Furlounged employee portion
Gross - CIT
Gross - PIT
CEWS Newscheme

CE WS 4week	Period 5	Period 6	Period 7	Period 8
-------------	----------	----------	----------	----------

CE WS 4week	Period 5	Period 6	Period 7
-------------	----------	----------	----------

CE WS 4week	Period 5	Period 6	Period 7	Period 8
-------------	----------	----------	----------	----------

s.69(1)(g) re: (e)

Total Gross

		\$ million				
		CEWS 4week	Period 5	Period 6	Period 7	Period 8
Furlounged e mployee portion						
Gross - CIT						
Gross - PIT						
CEWS Ne wschem e						
Gross - CIT						
Gross - PIT						
Total Gross - CIT						
Total Gross - PIT						
Total Gross						

		\$ million			
		CEWS 4week	Period 5	Period 6	Period 7
Furlounged e mployee portion					
Gross - CIT					
Gross - PIT					
CEWS Ne wschem e					
Gross - CIT					
Gross - PIT					
Total Gross - CIT					
Total Gross - PIT					
Total Gross					

s.69(1)(g) re: (d)

s.69(1)(g) re: (e)

		\$ million				
		CEWS 4week	Period 5	Period 6	Period 7	Period 8
Furlounged e mployee portion						
Gross - CIT						
Gross - PIT						
CEWS Ne wschem e						
Gross - CIT						
Gross - PIT						
Total Gross - CIT						
Total Gross - PIT						
Total Gross						

		\$ million				
		CEWS 4week	Period 5	Period 6	Period 7	Period 8
Furlounged e mployee portion						

s.69(1)(g) re: (d)
s.69(1)(g) re: (e)

	CEWS 4week	Period 5	Period 6	Period 7	Period 8	Period 9	Period 10
<i>Furloughed employee portion</i>							
Gross - CIT							
Gross - PIT							
<i>CEWS Newscheme</i>							
Gross - CIT							
Gross - PIT							
Total Gross - CIT							
Total Gross - PIT							
Total Gross							

	<i>\$ million</i>
	CEWS 4week Period 5 Period 6 Period 7 Period 8
<i>Furloughed employee portion</i>	
Gross - CIT	
Gross - PIT	
<i>CEWS Newscheme</i>	
Gross - CIT	
Gross - PIT	
Total Gross - CIT	
Total Gross - PIT	
Total Gross	

s.69(1)(g) re: (d)

s.69(1)(g) re: (e)

	<i>\$ million</i>		
	Period 1	Period 2	Period 3
<i>Furloughed employee portion</i>			
Gross - CIT			
Gross - PIT			
<i>CEWS New scheme</i>			
Gross - CIT			
Gross - PIT			
Total Gross - CIT			
Total Gross - PIT			
Total Gross			

	CEWS 4week	Period 5	Period 6	Period 7	Period 8	Period 9	Period 10
<i>Furloughed employee portion</i>							

Total Gross

s.69(1)(g) re: (e)

	CEWS 4week	Period 5	Period 6	Period 7	Period 8	Period 9	Period 10
<i>Furloughed employee portion</i>							
Gross - CIT							
Gross - PIT							
<i>CEWS New scheme</i>							
Gross - CIT							
Gross - PIT							
Total Gross - CIT							
Total Gross - PIT							
Total Gross							

	\$ million	CEWS 4week	Period 5	Period 6	Period 7	Period 8	Period 9	Period 10
Furloughed employee portion								
Gross - CIT								
Gross - PIT								
CEWS Net scheme								
Gross - CIT								
Gross - PIT								
Total Gross - CIT	:							
Total Gross - PIT								
Total Gross								

	CEWS 4week	Period 5	Period 6	Period 7	Period 8	Period 9	Period 10
<i>Furloughed employee portion</i>							
Gross - CIT							
Gross - PIT							
<i>CEWS Net scheme</i>							
Gross - CIT							
Gross - PIT							
Total Gross - CIT							
Total Gross - PIT							
Total Gross							

	CEWS 4week	Period 5	Period 6	Period 7	Period 8	Period 9	Period 10
<i>Furloughed employee portion</i>							
Gross - CIT							
Gross - PIT							
<i>CEWS New scheme</i>							
Gross - CIT							
Gross - PIT							
Total Gross - CIT							
Total Gross - PIT							
Total Gross							

		\$ million							
		CE WS 4week	Period 5	Period 6	Period 7	Period 8	Period 9	Period 10	
<i>Furloughed employee portion</i>									
Gross - CIT	s.69(1)(g) re: (d)								
Gross - PIT	s.69(1)(g) re: (e)								

(b) (5) DPP,

	\$ million						
	CEWS 4week	Period 5	Period 6	Period 7	Period 8	Period 9	Period 10
Furlounged e mployee portion							
Gross - CIT							
Gross - PIT							
CEWS Ne wschem e							
Gross - CIT							
Gross - PIT							
Total Gross - CIT							
Total Gross - PIT							
Total Gross							

	\$ million						
	CEWS 4week	Period 5	Period 6	Period 7	Period 8	Period 9	Period 10
Furlounged e mployee portion							
Gross - CIT							
Gross - PIT							
CEWS Ne wschem e							
Gross - CIT							
Gross - PIT							
Total Gross - CIT							
Total Gross - PIT							
Total Gross							

	\$ million						
	CEWS 4week	Period 5	Period 6	Period 7	Period 8	Period 9	Period 10
Furlounged e mployee portion							
Gross - CIT							
Gross - PIT							
CEWS Ne wschem e							
Gross - CIT							
Gross - PIT							
Total Gross - CIT							
Total Gross - PIT							
Total Gross							

	\$ million						
	CEWS 4week	Period 5	Period 6	Period 7	Period 8	Period 9	Period 10
Furlounged e mployee portion							
Gross - CIT							
Gross - PIT							

s.69(1)(g) re: (d)

s.69(1)(g) re: (e)

Gross - CIT	
Gross - PIT	
Total Gross - CIT	
Total Gross - PIT	
Total Gross	

<i>Furloughed employee portion</i>	
Gross - CIT	
Gross - PIT	
<i>CEWS Net scheme</i>	
Gross - CIT	
Gross - PIT	
Total Gross - CIT	
Total Gross - PIT	
Total Gross	

<i>Furloughed employee portion</i>	
Gross - CIT	
Gross - PIT	
<i>CEWS Newscheme</i>	
Gross - CIT	
Gross - PIT	
Total Gross - CIT	
Total Gross - PIT	
Total Gross	

<i>Furlounged e mployee portion</i>	
Gross - CIT	
Gross - PIT	
<i>CEWS Ne wschem e</i>	
Gross - CIT	
Gross - PIT	
Total Gross - CIT	
Total Gross - PIT	
Total Gross	

02636

		\$ million						
		CEWS 4week	Period 5	Period 6	Period 7	Period 8	Period 9	Period 10
Furloughed employee portion								
Gross - CIT								
Gross - PIT								
CEWS Newscheme								
Gross - CIT								
Gross - PIT								
Total Gross - CIT								
Total Gross - PIT								
Total Gross								

s.69(1)(g) re: (d)
s.69(1)(g) re: (e)

	Jan-2020	Feb-2020	Mar-2020	Apr-2020	May-2020	Jun-2020	Jul-2020	Aug-2020	Sep-2020	Oct-2020	Nov-2020	Dec-2020

s.18(d)

s.21(1)(b)

4-week Period	\$ million							
	CEWS 4week	Period 5	Period 6	Period 7	Period 8	Period 9	Period 10	

Total Gross - CIT	
Total Gross - PIT	
Total Gross	

4-week Period	\$ million							
	CEWS 4week	Period 5	Period 6	Period 7	Period 8	Period 9	Period 10	

Total Gross - CIT	
Total Gross - PIT	
Total Gross	

	CEWS 4week	Period 5	Period 6	Period 7	Period 8	Period 9
--	------------	----------	----------	----------	----------	----------

Total Gross - CIT	
Total Gross - PIT	
Total Gross	

s.69(1)(g) re: (d)

s.69(1)(g) re: (e)

	\$ million			
	CEWS 4week	Period 5	Period 6	Period 7

Furloughed employee portion	
Gross - CIT	
Gross - PIT	
CEWS Newscheme	
Gross - CIT	
Gross - PIT	
Total Gross - CIT	
Total Gross - PIT	
Total Gross	

	\$ million			
	CEWS 4week	Period 5	Period 6	Period 7

Furloughed employee portion	
Gross - CIT	
Gross - PIT	
CEWS Newscheme	

\$ million				
CEWS 4week	Period 5	Period 6	Period 7	Period 8

s.69(1)(g) re: (e)

Total Gross

		\$ million				
		CEWS 4week	Period 5	Period 6	Period 7	Period 8
Furlounged e mplo yee port ion						
Gross - CIT						
Gross - PIT						
CEWS Ne wschem e						
Gross - CIT						
Gross - PIT						
Total Gross - CIT						
Total Gross - PIT						
Total Gross						

		\$ million			
		CEWS 4week	Period 5	Period 6	Period 7
Furlounged e mplo yee port ion					
Gross - CIT					
Gross - PIT					
CEWS Ne wschem e					
Gross - CIT					
Gross - PIT					
Total Gross - CIT					
Total Gross - PIT					
Total Gross					

s.69(1)(g) re: (d)

s.69(1)(g) re: (e)

		\$ million				
		CEWS 4week	Period 5	Period 6	Period 7	Period 8
Furlounged e mplo yee port ion						
Gross - CIT						
Gross - PIT						
CEWS Ne wschem e						
Gross - CIT						
Gross - PIT						
Total Gross - CIT						
Total Gross - PIT						
Total Gross						

		\$ million				
		CEWS 4week	Period 5	Period 6	Period 7	Period 8
Furlounged e mplo yee port ion						

Gross - CIT

Gross - PIT

CEWS Ne wschem e

Gross - CIT

Gross - PIT

Total Gross - CIT

Total Gross - PIT

Total Gross

Furloughed employee portion

Gross - CIT

Gross - PIT

CEWS Ne wschem e

Gross - CIT

Gross - PIT

Total Gross - CIT**Total Gross - PIT****Total Gross**

Furloughed employee portion

Gross - CIT

Gross - PIT

CEWS Ne w s c h e m e

Gross - CIT

Gross - PIT

Total Gross - CIT

Total Gross - PIT

Total Gross

Furloughed employee portion

Gross - CIT

Gross - PIT

CEWS New scheme

Gross - CIT

Gross - PIT

Total Gross - CIT**Total Gross - PIT****Total Gross**

\$ million

CE WS 4week	Period 5	Period 6	Period 7
-------------	----------	----------	----------

\$ million

CE WS 4week	Period 5	Period 6	Period 7	Period 8	Period 9	Period 10
-------------	----------	----------	----------	----------	----------	-----------

\$ million

CE WS 4week	Period 5	Period 6	Period 7	Period 8	Period 9	Period 10
-------------	----------	----------	----------	----------	----------	-----------

s.69(1)(g) re: (d)

s.69(1)(g) re: (e)

Take up rate									
		\$ million							
		CEWS 4week	Period 5	Period 6	Period 7	Period 8	Period 9	Period 10	
Furlounged e mployee portion									
Gross - CIT									
Gross - PIT									
CEWS Ne wschem e									
Gross - CIT									
Gross - PIT									
Total Gross - CIT									
Total Gross - PIT									
Total Gross									

		\$ million					
		CEWS 4week	Period 5	Period 6	Period 7	Period 8	
Furlounged e mployee portion							
Gross - CIT							
Gross - PIT							
CEWS Ne wschem e							
Gross - CIT							
Gross - PIT							
Total Gross - CIT							
Total Gross - PIT							
Total Gross							

s.69(1)(g) re: (d)

s.69(1)(g) re: (e)

		\$ million		
		Period 1	Period 2	Period 3
Furlounged e mployee portion				
Gross - CIT				
Gross - PIT				
CEWS Ne wschem e				
Gross - CIT				
Gross - PIT				
Total Gross - CIT				
Total Gross - PIT				
Total Gross				

		\$ million							
		CEWS 4week	Period 5	Period 6	Period 7	Period 8	Period 9	Period 10	
Furlounged e mployee portion									

Total Gross

Total Gross

Total Gross

CEWS Ne wschem e

s.69(1)(g) re: (e)

Gross - CIT
Gross - PIT
Total Gross - CIT
Total Gross - PIT
Total Gross

s.69(1)(g) re: (d)

s.69(1)(g) re: (e)

[illegible][illegible][illegible]

Gross - CIT	
Gross - PIT	
Total Gross - CIT	
Total Gross - PIT	
Total Gross	

	<i>\$ million</i>
Furloughed employee portion	CEWS 4week Period 5 Period 6 Period 7 Period 8 Period 9 Period 10
Gross - CIT	
Gross - PIT	
CEWS Ne wscheme	
Gross - CIT	
Gross - PIT	
Total Gross - CIT	
Total Gross - PIT	
Total Gross	

	CEWS 4week	Period 5	Period 6	Period 7	Period 8	Period 9	Period 10
<i>Furloughed employee portion</i>							
Gross - CIT							
Gross - PIT							
<i>CEWS Newscheme</i>							
Gross - CIT							
Gross - PIT							
Total Gross - CIT							
Total Gross - PIT							
Total Gross							

s.69(1)(g) re: (e)

(b) (5) DPP

	\$ million						
	CEWS 4week	Period 5	Period 6	Period 7	Period 8	Period 9	Period 10
Furlounged e mployee portion							
Gross - CIT							
Gross - PIT							
CEWS Ne wschem e							
Gross - CIT							
Gross - PIT							
Total Gross - CIT							
Total Gross - PIT							
Total Gross							

	\$ million						
	CEWS 4week	Period 5	Period 6	Period 7	Period 8	Period 9	Period 10
Furlounged e mployee portion							
Gross - CIT							
Gross - PIT							
CEWS Ne wschem e							
Gross - CIT							
Gross - PIT							
Total Gross - CIT							
Total Gross - PIT							
Total Gross							

	\$ million						
	CEWS 4week	Period 5	Period 6	Period 7	Period 8	Period 9	Period 10
Furlounged e mployee portion							
Gross - CIT							
Gross - PIT							
CEWS Ne wschem e							
Gross - CIT							
Gross - PIT							
Total Gross - CIT							
Total Gross - PIT							
Total Gross							

	\$ million						
	CEWS 4week	Period 5	Period 6	Period 7	Period 8	Period 9	Period 10
Furlounged e mployee portion							
Gross - CIT							
Gross - PIT							

s.69(1)(g) re: (d)
s.69(1)(g) re: (e)

Gross - CIT	
Gross - PIT	
Total Gross - CIT	
Total Gross - PIT	
Total Gross	

002648

	Jan-2 020	Feb-2020	Mar-2020	Apr -2020	May-2 020	Jun-2020	Jul-2020	Aug -2020	Sep-2020	Oct-20 20	Nov-20 20	Dec-2020

s.18(d)

s.21(1)(b)

4-we ek Period	\$ million									
	CEWS 4week	Period 5	Period6	Period7	Period8	Period9	Period10			

Total Gross - CIT
Total Gross - PIT
Total Gross

4-we ek Period	\$ million									
	CEWS 4week	Period 5	Period6	Period7	Period8	Period9	Period10			

Total Gross - CIT
Total Gross - PIT
Total Gross

s.69(1)(g) re: (d)

	CEWS 4week	Period 5	Period6	Period7	Period8	Period9
--	------------	----------	---------	---------	---------	---------

s.69(1)(g) re: (e)

Total Gross - CIT
Total Gross - PIT
Total Gross

	\$ million				
	CEWS 4week	Period 5	Period6	Period7	

Furlounged employee portion
Gross - CIT
Gross - PIT
CEWS New scheme
Gross - CIT
Gross - PIT
Total Gross - CIT
Total Gross - PIT
Total Gross

	\$ million				
	CEWS 4week	Period 5	Period6	Period7	

Furlounged employee portion
Gross - CIT
Gross - PIT
CEWS New scheme
Gross - CIT
Gross - PIT

Furloughed employee portion

Gross - PIT

Gross - CIT

Total Gross - CIT

Furloughed employee portion

Gross - PIT

Gross - CIT

Total Gross

Furloughed employee portion

Gross - PIT

Gross - CIT

Total Gross - CIT

s.69(1)(g) re: (e)

			\$ million				
				CEWS 4week	Period 5	Period6	Period7 Period8
Furloughed employee portion							
Gross - CIT							
Gross - PIT							
CEWS New scheme							
Gross - CIT							
Gross - PIT							
Total Gross - CIT			=				
Total Gross - PIT							
Total Gross							

					\$ million
Furloughed employee portion			CEWS 4week	Period 5	Period6 Period7
Gross - CIT					
Gross - PIT					
CEWS New scheme					
Gross - CIT					
Gross - PIT					
Total Gross - CIT					
Total Gross - PIT					
Total Gross					

	CEWS 4week	Period 5	Period6	Period7	Period8
<i>Furloughed employee portion</i>					
Gross - CIT					
Gross - PIT					
<i>CEWS New scheme</i>					
Gross - CIT					
Gross - PIT					
Total Gross - CIT					
Total Gross - PIT					
Total Gross					

	<i>\$ million</i>					
	CEWS 4week	Period 5	Period6	Period7	Period8	
<i>Furloughed employee portion</i>						
Gross - CIT						
Gross - PIT						
<i>CEWS New scheme</i>						
Gross - CIT						
Gross - PIT						
Total Gross - CIT						

s.69(1)(g) re: (d)
s.69(1)(g) re: (e)

Total Gross - PIT
Total Gross

		\$ million			
		CEWS 4week	Period 5	Period 6	Period 7
Furlounged employee portion					
Gross - CIT					
Gross - PIT					
CEWS New scheme					
Gross - CIT					
Gross - PIT					
Total Gross - CIT		-			
Total Gross - PIT					
Total Gross					

s.69(1)(g) re: (d)
s.69(1)(g) re: (e)

		\$ million							
		CEWS 4week	Period 5	Period 6	Period 7	Period 8	Period 9	Period 10	
Furlounged employee portion									
Gross - CIT									
Gross - PIT									
CEWS New scheme									
Gross - CIT									
Gross - PIT									
Total Gross - CIT									
Total Gross - PIT									
Total Gross									

		\$ million							
		CEWS 4week	Period 5	Period 6	Period 7	Period 8	Period 9	Period 10	
Furlounged employee portion									
Gross - CIT									
Gross - PIT									
CEWS New scheme									
Gross - CIT									
Gross - PIT									
Total Gross - CIT									
Total Gross - PIT									
Total Gross									

		\$ million							
		CEWS 4week	Period 5	Period 6	Period 7	Period 8	Period 9	Period 10	
Furlounged employee portion									
Gross - CIT									

<i>Furloughed employee portion</i>	
Gross - CIT	
Gross - PIT	
<i>CEWS New scheme</i>	
Gross - CIT	
Gross - PIT	
Total Gross - CIT	=
Total Gross - PIT	
Total Gross	

Furloughed employee portion	
Gross - CIT	
Gross - PIT	
CEWS New scheme	
Gross - CIT	
Gross - PIT	
Total Gross - CIT	=
Total Gross - PIT	
Total Gross	

<i>Furloughed employee portion</i>	
Gross - CIT	
Gross - PIT	
<i>CEWS New scheme</i>	
Gross - CIT	
Gross - PIT	
Total Gross - CIT	
Total Gross - PIT	
Total Gross	

s.69(1)(g) re: (d)
s.69(1)(g) re: (e)

	CEWS 4week	Period 5	Period6	Period7	Period8	Period9	Period10
<i>Furloughed employee portion</i>							
Gross - CIT							
Gross - PIT							
<i>CEWS New scheme</i>							
Gross - CIT							
Gross - PIT							
Total Gros s - CIT							
Total Gros s - PIT							
Total Gros s							

	<i>\$ million</i>
Furloughed employee portion	CEWS 4week Period 5 Period 6 Period 7 Period 8 Period 9 Period 10
Gross - CIT	
Gross - PIT	
CEWS New scheme	
Gross - CIT	
Gross - PIT	-
Total Gross - CIT	
Total Gross - PIT	
Total Gross	

[illegible]

s.69(1)(g) re: (d)

s.69(1)(g) re: (e)

		CEWS 4week	Period 5	Period6	Period 7	Period8	Period9	Period 10
Furlounged employee portion								
Gross - CIT								
Gross - PIT								
CEWS New scheme								
Gross - CIT								
Gross - PIT								
Total Gross - CIT				-				
Total Gross - PIT								
Total Gross								

				\$ million				
Furlounged employee portion								
Gross - CIT								
Gross - PIT								
CEWS New scheme								
Gross - CIT								
Gross - PIT								
Total Gross - CIT								
Total Gross - PIT								
Total Gross								

				\$ million				
Furlounged employee portion								
Gross - CIT								
Gross - PIT								
CEWS New scheme								
Gross - CIT								
Gross - PIT								
Total Gross - CIT								
Total Gross - PIT								
Total Gross								

				\$ million				
Furlounged employee portion								
Gross - CIT								
Gross - PIT								
CEWS New scheme								
Gross - CIT								
Gross - PIT								
Total Gross - CIT								
Total Gross - PIT								
Total Gross								

s.69(1)(g) re: (d)

s.69(1)(g) re: (e)

[illegible][illegible]

	CEWS 4week	Period 5	Period 6	Period 7	Period 8	Period 9	Period 10
<i>Unfurloughed employee portion</i>							
Gross - CIT							
Gross - PIT							
<i>CEWS New scheme</i>							
Gross - CIT							
Gross - PIT							
Total Gross - CIT							
Total Gross - PIT							
Total Gross							

	\$ million							
		CEWS 4week	Period 5	Period6	Period7	Period8	Period9	Period10
Furloughed employee portion								
Gross - CIT								
Gross - PIT								
CEWS New scheme								

s.69(1)(g) re: (d)

s.69(1)(g) re: (e)

[illegible][illegible][illegible]

	CEWS 4week	Period 5	Period 6	Period 7	Period 8	Period 9	Period 10
<i>Furloughed employee portion</i>							
Gross - CIT							
Gross - PIT							
<i>CEWS New scheme</i>							
Gross - CIT							
Gross - PIT							
Total Gross - CIT							

s.69(1)(g) re: (d)

s.69(1)(g) re: (e)

s.69(1)(g) re: (e)

	Jan-2 020	Feb-2020	Mar-2020	Apr -2020	May-2 020	Jun-2020	Jul-2020	Aug -2020	Sep-2020	Oct-20 20	Nov-20 20	Dec-2020

s.18(d)
s.21(1)(b)

4-we ek Period												

Total Gross - CIT												
Total Gross - PIT												
Total Gross												

4-we ek Period												

Total Gross - CIT												
Total Gross - PIT												
Total Gross												

Total Gross - CIT												
Total Gross - PIT												
Total Gross												

s.69(1)(g) re: (d)
s.69(1)(g) re: (e)

Furlounged employee portion												
Gross - CIT												
Gross - PIT												
CEWS New scheme												
Gross - CIT												
Gross - PIT												
Total Gross - CIT												
Total Gross - PIT												
Total Gross												

Furlounged employee portion												
Gross - CIT												
Gross - PIT												
CEWS New scheme												
Gross - CIT												
Gross - PIT												

Furloughed employee portion

Gross - PIT

Gross - CIT

Total Gross - CIT

Total Gross

Furloughed employee portion

Gross - PIT

Gross - CIT

Total Gross - CIT

Total Gross

Furloughed employee portion

Gross - PIT

Gross - CIT

Total Gross - CIT

Total Gross

		\$ million				
		CEWS 4week	Period 5	Period6	Period7	Period8
Furlounged employee portion						
Gross - CIT						
Gross - PIT						
CEWS New scheme						
Gross - CIT						
Gross - PIT						
Total Gros s - CIT						
Total Gros s - PIT						
Total Gros s						

		\$ million			
		CEWS 4week	Period 5	Period6	Period7
Furlounged employee portion					
Gross - CIT					
Gross - PIT					
CEWS New scheme					
Gross - CIT					
Gross - PIT					
Total Gros s - CIT					
Total Gros s - PIT					
Total Gros s					

		\$ million				
		CEWS 4week	Period 5	Period6	Period7	Period8
Furlounged employee portion						
Gross - CIT						
Gross - PIT						
CEWS New scheme						
Gross - CIT						
Gross - PIT						
Total Gros s - CIT						
Total Gros s - PIT						
Total Gros s						

		\$ million				
		CEWS 4week	Period 5	Period6	Period7	Period8
Furlounged employee portion						
Gross - CIT						
Gross - PIT						
CEWS New scheme						
Gross - CIT						
Gross - PIT						
Total Gros s - CIT						

s.69(1)(g) re: (d)
s.69(1)(g) re: (e)

s.69(1)(g) re: (e)

Unfunded employee portion	
Gross - CIT	
Gross - PIT	
CEWS New scheme	
Gross - CIT	
Gross - PIT	
Total Gross - CIT	
Total Gross - PIT	
Total Gross	

<i>Furloughed employee portion</i>	
Gross - CIT	
Gross - PIT	
<i>CEWS New scheme</i>	
Gross - CIT	
Gross - PIT	
Total Gross - CIT	
Total Gross - PIT	
Total Gross	

<i>Furloughed employee portion</i>	
Gross - CIT	
Gross - PIT	
<i>CEWS New scheme</i>	
Gross - CIT	
Gross - PIT	
Total Gross - CIT	
Total Gross - PIT	
Total Gross	

s.69(1)(g) re: (e)

	CEWS 4week	Period 5	Period6	Period7	Period8	Period9	Period10
<i>Furloughed employee portion</i>							
Gross - CIT							
Gross - PIT							
<i>CEWS New scheme</i>							
Gross - CIT							
Gross - PIT							
Total Gross - CIT							
Total Gross - PIT							
Total Gross							

	\$ million						
	CEWS 4week	Period 5	Period 6	Period 7	Period 8	Period 9	Period 10
<i>Furloughed employee portion</i>							
Gross - CIT							
Gross - PIT							
<i>CEWS New scheme</i>							
Gross - CIT							
Gross - PIT							
Total Gross - CIT							
Total Gross - PIT							
Total Gross							

	CEWS 4week	Period 5	Period6	Period7	Period8	Period9	Period10
<i>Furloughed employee portion</i>							
Gross - CIT							
Gross - PIT							
<i>CEWS New scheme</i>							
Gross - CIT							
Gross - PIT							
Total Gross - CIT							
Total Gross - PIT							
Total Gross							

\$ million

s.69(1)(g) re: (d)

s.69(1)(g) re: (e)

		CEWS 4week	Period 5	Period6	Period 7	Period8	Period9	Period d10
Furlounged employee portion								
Gross - CIT								
Gross - PIT								
CEWS New scheme								
Gross - CIT								
Gross - PIT								
Total Gros s - CIT								
Total Gros s - PIT								
Total Gros s								

					\$ million			
		CEWS 4week	Period 5	Period6	Period 7	Period8	Period9	Period d10
Furlounged employee portion								
Gross - CIT								
Gross - PIT								
CEWS New scheme								
Gross - CIT								
Gross - PIT								
Total Gros s - CIT								
Total Gros s - PIT								
Total Gros s								

					\$ million			
		CEWS 4week	Period 5	Period6	Period 7	Period8	Period9	Period d10
Furlounged employee portion								
Gross - CIT								
Gross - PIT								
CEWS New scheme								
Gross - CIT								
Gross - PIT								
Total Gros s - CIT								
Total Gros s - PIT								
Total Gros s								

					\$ million			
		CEWS 4week	Period 5	Period6	Period 7	Period8	Period9	Period d10
Furlounged employee portion								
Gross - CIT								
Gross - PIT								
CEWS New scheme								
Gross - CIT								
Gross - PIT								
Total Gros s - CIT								
Total Gros s - PIT								
Total Gros s								

s.69(1)(g) re: (d)

s.69(1)(g) re: (e)

	CEWS 4week	Period 5	Period6	Period7	Period8	Period9	Period10
<i>Furloughed employee portion</i>							
Gross - CIT							
Gross - PIT							
<i>CEWS New scheme</i>							
Gross - CIT							
Gross - PIT							
Total Gross - CIT							
Total Gross - PIT							
Total Gross							

	CEWS 4week	Period 5	Period 6	Period 7	Period 8	Period 9	Period 10
<i>Unrounded employee portion</i>							
Gross - CIT							
Gross - PIT							
<i>CEWS New scheme</i>							
Gross - CIT							
Gross - PIT							
Total Gross - CIT							
Total Gross - PIT							
Total Gross							

	\$ million	CEWS 4week	Period 5	Period 6	Period 7	Period 8	Period 9	Period 10
Furloughed employee portion								
Gross - CIT								
Gross - PIT								
CEWS New scheme								
Gross - CIT								
Gross - PIT								
Total Gross - CIT								
Total Gross - PIT								
Total Gross								

	CEWS 4week	Period 5	Period 6	Period 7	Period 8	Period 9	Period 10
<i>Furloughed employee portion</i>							
Gross - CIT							
Gross - PIT							
<i>CEWS New scheme</i>							

Gross - PIT

Total Gross - PIT

Gross - CIT

Gross - PIT

CEWS New scheme

Gross - CIT

Gross - PIT

Total Gross - CIT

Total Gross - PIT

Total Gross

Gross - CIT

Gross - PIT

CEWS New scheme

Gross - CIT

Gross - PIT

Total Gross - CIT

Total Gross - PIT

Total Gross

Gross - CIT

Gross - PIT

CEWS New scheme

Gross - CIT

Gross - PIT

Total Gross - CIT

Total Gross - PIT

Total Gross

s.69(1)(g) re: (e)

	CEWS 4week	Period 5	Period 6	Period 7	Period 8	Period 9	Period 10
<i>Furloughed employee portion</i>							
Gross - CIT							
Gross - PIT							
<i>CEWS New scheme</i>							
Gross - CIT							
Gross - PIT							
Total Gross - CIT							
Total Gross - PIT							
Total Gross							

[illegible]

	CEWS 4week	Period 5	Period6	Period7	Period8	Period9	Period10
<i>Furloughed employee portion</i>							
Gross - CIT							
Gross - PIT							
<i>CEWS New scheme</i>							
Gross - CIT							
Gross - PIT							
Total Gross - CIT							
Total Gross - PIT							
Total Gross							

	CEWS 4week	Period 5	Period 6	Period 7	Period 8	Period 9	Period 10
<i>Furloughed employee portion</i>							
Gross - CIT							
Gross - PIT							
<i>CEWS New scheme</i>							
Gross - CIT							
Gross - PIT							
Total Gross - CIT							

s.69(1)(g) re: (d)

s.69(1)(g) re: (e)

CEWS 4week	Period 5	Period6	Period7	Period8	Period9	Period10
------------	----------	---------	---------	---------	---------	----------

CEWS 4week	Period 5	Period6	Period7	Period8	Period9	Period 10
------------	----------	---------	---------	---------	---------	-----------

CEWS 4week	Period 5	Period6	Period7	Period8	Period9	Period 10
------------	----------	---------	---------	---------	---------	-----------

s.69(1)(g) re: (e)

	Jan-2020	Feb-2020	Mar-2020	Apr-2020	May-2020	Jun-2020	Jul-2020	Aug-2020	Sep-2020	Oct-2020	Nov-2020	Dec-2020

s.18(d)
s.21(1)(b)

4-week Period	\$ million							
	CEWS 4week	Period 5	Period 6	Period 7	Period 8	Period 9	Period 10	

Total Gross - CIT	
Total Gross - PIT	
Total Gross	

4-week Period	\$ million							
	CEWS 4week	Period 5	Period 6	Period 7	Period 8	Period 9	Period 10	

Total Gross - CIT	
Total Gross - PIT	
Total Gross	

	CEWS 4week	Period 5	Period 6	Period 7	Period 8	Period 9
	20%	24%	20%	16%	10%	5%

s.69(1)(g) re: (d)
s.69(1)(g) re: (e)

Total Gross - CIT	
Total Gross - PIT	
Total Gross	

	\$ million			
	CEWS 4week	Period 5	Period 6	Period 7

Furloughed employee portion	
Gross - CIT	
Gross - PIT	
CEWS New scheme	
Gross - CIT	
Gross - PIT	
Total Gross - CIT	
Total Gross - PIT	
Total Gross	

	\$ million			
	CEWS 4week	Period 5	Period 6	Period 7

Furloughed employee portion	
Gross - CIT	
Gross - PIT	
CEWS New scheme	

Total Gross - PIT

Total Gross

		\$ million				
		CEWS 4week	Period 5	Period 6	Period 7	Period 8
Furlounged e mployee portion						
Gross - CIT						
Gross - PIT						
CEWS Ne wschem e						
Gross - CIT						
Gross - PIT						
Total Gross - CIT						
Total Gross - PIT						
Total Gross						

		\$ million			
		CEWS 4week	Period 5	Period 6	Period 7
Furlounged e mployee portion					
Gross - CIT					
Gross - PIT					
CEWS Ne wschem e					
Gross - CIT					
Gross - PIT					
Total Gross - CIT					
Total Gross - PIT					
Total Gross					

s.69(1)(g) re: (d)

s.69(1)(g) re: (e)

		\$ million				
		CEWS 4week	Period 5	Period 6	Period 7	Period 8
Furlounged e mployee portion						
Gross - CIT						
Gross - PIT						
CEWS Ne wschem e						
Gross - CIT						
Gross - PIT						
Total Gross - CIT						
Total Gross - PIT						
Total Gross						

		\$ million				
		CEWS 4week	Period 5	Period 6	Period 7	Period 8
Furlounged e mployee portion						

		\$ million						
		CEWS 4week	Period 5	Period 6	Period 7	Period 8	Period 9	Period 10
Furlounged e mployee portion								
Gross - CIT								
Gross - PIT								
CEWS Ne wschem e								
Gross - CIT								
Gross - PIT								
Total Gross - CIT								
Total Gross - PIT								
Total Gross								

		\$ million				
		CEWS 4week	Period 5	Period 6	Period 7	Period 8
Furlounged e mployee portion						
Gross - CIT						
Gross - PIT						
CEWS Ne wschem e						
Gross - CIT						
Gross - PIT						
Total Gross - CIT						
Total Gross - PIT						
Total Gross						

s.69(1)(g) re: (d)

s.69(1)(g) re: (e)

		\$ million		
		Period 1	Period 2	Period 3
Furlounged e mployee portion				
Gross - CIT				
Gross - PIT				
CEWS Ne wschem e				
Gross - CIT				
Gross - PIT				
Total Gross - CIT				
Total Gross - PIT				
Total Gross				

		\$ million						
		CEWS 4week	Period 5	Period 6	Period 7	Period 8	Period 9	Period 10
Furlounged e mployee portion								

Gross - CIT

Gross - PIT

CEWS Ne wschem e

Gross - CIT

Gross - PIT

Total Gross - CIT

Total Gross - PIT

Total Gross

Furloughed employee portion

Gross - CIT

Gross - PIT

CEWS Ne wschem e

Gross - CIT

Gross - PIT

Total Gross - CIT

Total Gross - PIT

Total Gross

Furloughed employee portion

Gross - CIT

Gross - PIT

CEWS Ne wschem e

Gross - CIT

Gross - PIT

Total Gross - CIT

Total Gross - PIT

Total Gross

Furloughed employee portion

Gross - CIT

Gross - PIT

CEWS Ne wschem e

s.69(1)(g) re: (d)

s.69(1)(g) re: (e)

Gross - CIT
Gross - PIT
Total Gross - CIT
Total Gross - PIT
Total Gross

s.69(1)(g) re: (d)

s.69(1)(g) re: (e)

	\$ million						
	CEWS 4week	Period 5	Period 6	Period 7	Period 8	Period 9	Period 10
<i>Furloughed employee portion</i>							
Gross - CIT							
Gross - PIT							
<i>CEWS Net scheme</i>							
Gross - CIT							
Gross - PIT							
Total Gross - CIT							
Total Gross - PIT							
Total Gross							

[illegible]

	CEWS 4week	Period 5	Period 6	Period 7	Period 8	Period 9	Period 10
<i>Furloughed employee portion</i>							
Gross - CIT							
Gross - PIT							
<i>CEWS New scheme</i>							
Gross - CIT							
Gross - PIT							
Total Gross - CIT							
Total Gross - PIT							
Total Gross							

		\$ million						
		CEWS 4week	Period 5	Period 6	Period 7	Period 8	Period 9	Period 10
Furloughed employee portion								
Gross - CIT								
Gross - PIT								
CEWS Net scheme								
Gross - CIT								
Gross - PIT								
Total Gross - CIT		:						
Total Gross - PIT								
Total Gross								

	<i>\$ million</i>
Furloughed employee portion	CEWS 4week Period 5 Period 6 Period 7 Period 8 Period 9 Period 10
Gross - CIT	
Gross - PIT	
CEWS Net scheme	
Gross - CIT	
Gross - PIT	
Total Gross - CIT	=
Total Gross - PIT	
Total Gross	

	CEWS 4week	Period 5	Period 6	Period 7	Period 8	Period 9	Period 10
<i>Furloughed employee portion</i>							
Gross - CIT							
Gross - PIT							
<i>CEWS Newscheme</i>							
Gross - CIT							
Gross - PIT							
Total Gross - CIT							
Total Gross - PIT							
Total Gross							

	CE WS 4week	Period 5	Period 6	Period 7	Period 8	Period 9	Period 10
<i>Furloughed employee portion</i>							
Gross - CIT							
Gross - PIT							

s.69(1)(g) re: (d)

s.69(1)(g) re: (e)

CEWS Ne wschem e

Gross - CIT

Gross - PIT

Total Gross - CIT

Total Gross - PIT

Total Gross

Furlounged e mployee portion

Gross - CIT

Gross - PIT

CEWS Ne wschem e

Gross - CIT

Gross - PIT

Total Gross - CIT

Total Gross - PIT

Total Gross

Furlounged e mployee portion

Gross - CIT

Gross - PIT

CEWS Ne wschem e

Gross - CIT

Gross - PIT

Total Gross - CIT

Total Gross - PIT

Total Gross

s.69(1)(g) re: (d)

s.69(1)(g) re: (e)

Gross - CIT	
Gross - PIT	
Total Gross - CIT	
Total Gross - PIT	
Total Gross	

<i>Furlounged employee portion</i>	
Gross - CIT	
Gross - PIT	
<i>CEWS New scheme</i>	
Gross - CIT	
Gross - PIT	
Total Gross - CIT	
Total Gross - PIT	
Total Gross	

<i>Furloughed employee portion</i>	
Gross - CIT	
Gross - PIT	
<i>CEWS New scheme</i>	
Gross - CIT	
Gross - PIT	
Total Gross - CIT	
Total Gross - PIT	
Total Gross	

<i>Furlounged e mployee portion</i>	
Gros s - CIT	
Gros s - PIT	
<i>CEWS Ne w schem e</i>	
Gros s - CIT	
Gros s - PIT	
Total Gros s - CIT	
Total Gros s - PIT	
Total Gros s	

02682

		\$ million						
		CEWS 4week	Period 5	Period 6	Period 7	Period 8	Period 9	Period 10
Furloughed employee portion								
Gross - CIT								
Gross - PIT								
CEWS Ne wschem e								
Gross - CIT								
Gross - PIT								
Total Gross - CIT								
Total Gross - PIT								
Total Gross								

s.69(1)(g) re: (d)

s.69(1)(g) re: (e)

	Jan-2020	Feb-2020	Mar-2 020	Apr-2 020	May-2 020	Jun-2020	Jul-2020	Aug-2 020	Sep-2020	Oct-20 20	Nov-2020	Dec-2020

s.18(d)
s.21(1)(b)

4-week Period	\$ million							
	CEWS 4week	Period 5	Period 6	Period 7	Period 8	Period 9	Period 10	

Total Gross - CIT
Total Gross - PIT
Total Gross

4-week Period	\$ million							
	CEWS 4week	Period 5	Period 6	Period 7	Period 8	Period 9	Period 10	

Total Gross - CIT
Total Gross - PIT
Total Gross

	CEWS 4week	Period 5	Period 6	Period 7	Period 8	Period 9
--	------------	----------	----------	----------	----------	----------

Total Gross - CIT
Total Gross - PIT
Total Gross

s.69(1)(g) re: (d)
s.69(1)(g) re: (e)

	\$ million			
	CEWS 4week	Period 5	Period 6	Period 7

Furlounged employee portion
Gross - CIT
Gross - PIT
CEWS Ne wschem e
Gross - CIT
Gross - PIT
Total Gross - CIT
Total Gross - PIT
Total Gross

--

	\$ million			
	CEWS 4week	Period 5	Period 6	Period 7

Furlounged employee portion
Gross - CIT
Gross - PIT
CEWS Ne wschem e

Total Gross

Total Gross

s.69(1)(g) re: (e)

Total Gross

		\$ million				
		CEWS 4week	Period 5	Period 6	Period 7	Period 8
Furlounged e mployee portion						
Gross - CIT						
Gross - PIT						
CEWS Ne wschem e						
Gross - CIT						
Gross - PIT						
Total Gross - CIT						
Total Gross - PIT						
Total Gross						

		\$ million			
		CEWS 4week	Period 5	Period 6	Period 7
Furlounged e mployee portion					
Gross - CIT					
Gross - PIT					
CEWS Ne wschem e					
Gross - CIT					
Gross - PIT					
Total Gross - CIT					
Total Gross - PIT					
Total Gross					

		\$ million				
		CEWS 4week	Period 5	Period 6	Period 7	Period 8
Furlounged e mployee portion						
Gross - CIT						
Gross - PIT						
CEWS Ne wschem e						
Gross - CIT						
Gross - PIT						
Total Gross - CIT						
Total Gross - PIT						
Total Gross						

		\$ million				
		CEWS 4week	Period 5	Period 6	Period 7	Period 8
Furlounged e mployee portion						

s.69(1)(g) re: (d)

s.69(1)(g) re: (e)

Total Gross

Total Gross

Total Gross

Total Gross

Period 7

Period 10

Period 10

		\$ million							
		CEWS 4week	Period 5	Period 6	Period 7	Period 8	Period 9	Period 10	
Furlounged e mployee portion									
Gross - CIT									
Gross - PIT									
CEWS Ne wschem e									
Gross - CIT									
Gross - PIT									
Total Gross - CIT									
Total Gross - PIT									
Total Gross									

		\$ million				
		CEWS 4week	Period 5	Period 6	Period 7	Period 8
Furlounged e mployee portion						
Gross - CIT						
Gross - PIT						
CEWS Ne wschem e						
Gross - CIT						
Gross - PIT						
Total Gross - CIT						
Total Gross - PIT						
Total Gross						

		\$ million		
		Period 1	Period 2	Period 3
Furlounged e mployee portion				
Gross - CIT				
Gross - PIT				
CEWS Ne wschem e				
Gross - CIT				
Gross - PIT				
Total Gross - CIT				
Total Gross - PIT				
Total Gross				

		\$ million							
		CEWS 4week	Period 5	Period 6	Period 7	Period 8	Period 9	Period 10	
Furlounged e mployee portion									

s.69(1)(g) re: (d)

s.69(1)(g) re: (e)

Gross - CIT
Gross - PIT
Total Gross - CIT
Total Gross - PIT
Total Gross

s.69(1)(g) re: (d)

s.69(1)(g) re: (e)

	CEWS 4week	Period 5	Period 6	Period 7	Period 8	Period 9	Period 10
<i>Furloughed employee portion</i>							
Gross - CIT							
Gross - PIT							
<i>CEWS Newscheme</i>							
Gross - CIT							
Gross - PIT							
Total Gross - CIT							
Total Gross - PIT							
Total Gross							

[illegible]

	\$ million
Furloughed employee portion	
Gross - CIT	CEWS 4week
Gross - PIT	Period 5
CEWS New scheme	Period 6
Gross - CIT	Period 7
Gross - PIT	Period 8
Total Gross - CIT	Period 9
Total Gross - PIT	Period 10
Total Gross	

		\$ million						
		CEWS 4week	Period 5	Period 6	Period 7	Period 8	Period 9	Period 10
Furlounged e mployee portion								
Gross - CIT								
Gross - PIT								
CEWS Ne wschem e								
Gross - CIT								
Gross - PIT								
Total Gross - CIT		=						
Total Gross - PIT								
Total Gross								

		\$ million						
		CEWS 4week	Period 5	Period 6	Period 7	Period 8	Period 9	Period 10
Furlounged e mployee portion								
Gross - CIT								
Gross - PIT								
CEWS Ne wschem e								
Gross - CIT								
Gross - PIT								
Total Gross - CIT								
Total Gross - PIT								
Total Gross								

		\$ million						
		CEWS 4week	Period 5	Period 6	Period 7	Period 8	Period 9	Period 10
Furlounged e mployee portion								
Gross - CIT								
Gross - PIT								
CEWS Ne wschem e								
Gross - CIT								
Gross - PIT								
Total Gross - CIT								
Total Gross - PIT								
Total Gross								

		\$ million						
		CEWS 4week	Period 5	Period 6	Period 7	Period 8	Period 9	Period 10
Furlounged e mployee portion	s.69(1)(g) re: (d)							
Gross - CIT								
Gross - PIT	s.69(1)(g) re: (e)							

CEWS Ne wschem e

Gross - CIT

Gross - PIT

Total Gross - CIT

Total Gross - PIT

Total Gross

Furlounged e mployee portion

Gross - CIT

Gross - PIT

CEWS Ne wschem e

Gross - CIT

Gross - PIT

Total Gross - CIT

Total Gross - PIT

Total Gross

Furlounged e mployee portion

Gross - CIT

Gross - PIT

CEWS Ne wschem e

Gross - CIT

Gross - PIT

Total Gross - CIT

Total Gross - PIT

Total Gross

Furlounged e mployee portion

Gross - CIT

Gross - PIT

CEWS Ne wschem e

Gross - CIT

Gross - PIT

Total Gross - CIT

Total Gross - PIT

Total Gross

\$ million

CEWS 4week Period 5 Period 6 Period 7 Period 8 Period 9 Period 10

\$ million

CEWS 4week Period 5 Period 6 Period 7 Period 8 Period 9 Period 10

\$ million

CEWS 4week Period 5 Period 6 Period 7 Period 8 Period 9 Period 10

s.69(1)(g) re: (d)

s.69(1)(g) re: (e)

	CE WS 4week	Period 5	Period 6	Period 7	Period 8	Period 9	Period 10
<i>Furloughed employee portion</i>							
Gross - CIT							
Gross - PIT							
<i>CEWS Net scheme</i>							
Gross - CIT							
Gross - PIT							
Total Gross - CIT							
Total Gross - PIT							
Total Gross							

	CEWS 4week	Period 5	Period 6	Period 7	Period 8	Period 9	Period 10
<i>Furloughed employee portion</i>							
Gross - CIT							
Gross - PIT							
<i>CEWS Net scheme</i>							
Gross - CIT							
Gross - PIT							
Total Gross - CIT							
Total Gross - PIT							
Total Gross							

	\$ million						
	CEWS 4week	Period 5	Period 6	Period 7	Period 8	Period 9	Period 10
<i>Furloughed employee portion</i>							
Gross - CIT							
Gross - PIT							
<i>CEWS Net scheme</i>							
Gross - CIT							
Gross - PIT							
Total Gross - CIT							
Total Gross - PIT							
Total Gross							

	<i>\$ million</i>							
	CE WS 4week	Period 5	Period 6	Period 7	Period 8	Period 9	Period 10	
<i>Furloughed employee portion</i>								
Gross - CIT				s.69(1)(g) re: (d)				
Gross - PIT				s.69(1)(g) re: (e)				

Gross - CIT	
Gross - PIT	
Total Gross - CIT	
Total Gross - PIT	
Total Gross	

Furloughed employee portion	
Gross - CIT	
Gross - PIT	
CEWS <i>Newscheme</i>	
Gross - CIT	
Gross - PIT	
Total Gross - CIT	
Total Gross - PIT	
Total Gross	

Furloughed employee portion	
Gross - CIT	
Gross - PIT	
CEWS Ne wschem e	
Gross - CIT	
Gross - PIT	
Total Gross - CIT	
Total Gross - PIT	
Total Gross	

<i>Furloughed employee portion</i>	
Gross - CIT	
Gross - PIT	
<i>CEWS Ne wscheme</i>	
Gross - CIT	
Gross - PIT	
Total Gross - CIT	
Total Gross - PIT	
Total Gross	

s.69(1)(g) re: (e)

	CEWS 4week	Period 5	Period 6	Period 7	Period 8	Period 9	Period 10
<i>Furloughed employee portion</i>							
Gross - CIT							
Gross - PIT							
<i>CEWS New scheme</i>							
Gross - CIT							
Gross - PIT							
Total Gross - CIT							
Total Gross - PIT							
Total Gross							

s.69(1)(g) re: (d)

s.69(1)(g) re: (e)

	Jan-2020	Feb-2020	Mar-2 020	Apr-2 020	May-2 020	Jun-2020	Jul-2020	Aug-2 020	Sep-2020	Oct-20 20	Nov-2020	Dec-2020

s.18(b)
s.21(1)(b)

4-week Period	\$ million							
	CEWS 4week	Period 5	Period 6	Period 7	Period 8	Period 9	Period 10	

Total Gross - CIT	
Total Gross - PIT	
Total Gross	

4-week Period	\$ million							
	CEWS 4week	Period 5	Period 6	Period 7	Period 8	Period 9	Period 10	

Total Gross - CIT	
Total Gross - PIT	
Total Gross	

s.69(1)(g) re: (d)
s.69(1)(g) re: (e)

	CEWS 4week	Period 5	Period 6	Period 7	Period 8	Period 9
--	------------	----------	----------	----------	----------	----------

Total Gross - CIT	
Total Gross - PIT	
Total Gross	

	\$ million			
	CEWS 4week	Period 5	Period 6	Period 7

Furlounged employee portion
Gross - CIT
Gross - PIT
CEWS Ne wschem e
Gross - CIT
Gross - PIT
Total Gross - CIT
Total Gross - PIT
Total Gross

	\$ million			
	CEWS 4week	Period 5	Period 6	Period 7

Furlounged employee portion
Gross - CIT
Gross - PIT
CEWS Ne wschem e

\$ million				
CEWS 4week	Period 5	Period 6	Period 7	Period 8

s.69(1)(g) re: (e)

Total Gross

		\$ million				
		CEWS 4week	Period 5	Period 6	Period 7	Period 8
Furlounged e mployee portion						
Gross - CIT						
Gross - PIT						
CEWS Ne wschem e						
Gross - CIT						
Gross - PIT						
Total Gross - CIT						
Total Gross - PIT						
Total Gross						

		\$ million			
		CEWS 4week	Period 5	Period 6	Period 7
Furlounged e mployee portion					
Gross - CIT					
Gross - PIT					
CEWS Ne wschem e					
Gross - CIT					
Gross - PIT					
Total Gross - CIT					
Total Gross - PIT					
Total Gross					

s.69(1)(g) re: (d)

s.69(1)(g) re: (e)

		\$ million				
		CEWS 4week	Period 5	Period 6	Period 7	Period 8
Furlounged e mployee portion						
Gross - CIT						
Gross - PIT						
CEWS Ne wschem e						
Gross - CIT						
Gross - PIT						
Total Gross - CIT						
Total Gross - PIT						
Total Gross						

		\$ million				
		CEWS 4week	Period 5	Period 6	Period 7	Period 8
Furlounged e mployee portion						

s.69(1)(g) re: (e)

		\$ million						
		CEWS 4week	Period 5	Period 6	Period 7	Period 8	Period 9	Period 10
Furlounged e mployee portion								
Gross - CIT								
Gross - PIT								
CEWS Ne wschem e								
Gross - CIT								
Gross - PIT								
Total Gross - CIT								
Total Gross - PIT								
Total Gross								

		\$ million				
		CEWS 4week	Period 5	Period 6	Period 7	Period 8
Furlounged e mployee portion						
Gross - CIT						
Gross - PIT						
CEWS Ne wschem e						
Gross - CIT						
Gross - PIT						
Total Gross - CIT						
Total Gross - PIT						
Total Gross						

s.69(1)(g) re: (d)

s.69(1)(g) re: (e)

		\$ million		
		Period 1	Period 2	Period 3
Furlounged e mployee portion				
Gross - CIT				
Gross - PIT				
CEWS Ne wschem e				
Gross - CIT				
Gross - PIT				
Total Gross - CIT				
Total Gross - PIT				
Total Gross				

		\$ million						
		CEWS 4week	Period 5	Period 6	Period 7	Period 8	Period 9	Period 10
Furlounged e mployee portion								

Gross - CIT

Gross - PIT

CEWS Ne wschem e

Gross - CIT


Gross - PIT

=

Total Gross - CIT

Total Gross - PIT

Total Gross



		\$ million						
		CEWS 4week	Period 5	Period 6	Period 7	Period 8	Period 9	Period 10
Furlounged e mployee portion								
Gross - CIT								
Gross - PIT								
CEWS Ne wschem e								
Gross - CIT								
Gross - PIT								
Total Gross - CIT								
Total Gross - PIT								
Total Gross								

		\$ million						
		CEWS 4week	Period 5	Period 6	Period 7	Period 8	Period 9	Period 10
Furlounged e mployee portion								
Gross - CIT								
Gross - PIT								
CEWS Ne wschem e								
Gross - CIT								
Gross - PIT								
Total Gross - CIT								
Total Gross - PIT								
Total Gross								

		\$ million						
		CEWS 4week	Period 5	Period 6	Period 7	Period 8	Period 9	Period 10
Furlounged e mployee portion								
Gross - CIT								
Gross - PIT								
CEWS Ne wschem e								

s.69(1)(g) re: (d)

s.69(1)(g) re: (e)

Total Gross

s.69(1)(g) re: (e)

	\$ million						
	CEWS 4week	Period 5	Period 6	Period 7	Period 8	Period 9	Period 10
<i>Furloughed employee portion</i>							
Gross - CIT							
Gross - PIT							
<i>CEWS New scheme</i>							
Gross - CIT							
Gross - PIT							
Total Gross - CIT							
Total Gross - PIT							
Total Gross							

[illegible]

		\$ million						
		CEWS 4week	Period 5	Period 6	Period 7	Period 8	Period 9	Period 10
Furlounged e mployee portion								
Gross - CIT								
Gross - PIT								
CEWS Ne wschem e								
Gross - CIT								
Gross - PIT								
Total Gross - CIT								
Total Gross - PIT								
Total Gross								

		\$ million						
		CEWS 4week	Period 5	Period 6	Period 7	Period 8	Period 9	Period 10
Furlounged e mployee portion								
Gross - CIT								
Gross - PIT								
CEWS Ne wschem e								
Gross - CIT								
Gross - PIT								
Total Gross - CIT								
Total Gross - PIT								
Total Gross								

		\$ million						
		CEWS 4week	Period 5	Period 6	Period 7	Period 8	Period 9	Period 10
Furlounged e mployee portion								
Gross - CIT								
Gross - PIT								
CEWS Ne wschem e								
Gross - CIT								
Gross - PIT								
Total Gross - CIT								
Total Gross - PIT								
Total Gross								

		\$ million						
		CEWS 4week	Period 5	Period 6	Period 7	Period 8	Period 9	Period 10
Furlounged e mployee portion								
Gross - CIT								
Gross - PIT								

s.69(1)(g) re: (d)

s.69(1)(g) re: (e)

Total Gross**Total Gross****Total Gross****Total Gross**

s.69(1)(g) re: (e)

		\$ million						
		CEWS 4week	Period 5	Period 6	Period 7	Period 8	Period 9	Period 10
Furloughed employee portion								
Gross - CIT								
Gross - PIT								
CEWS New scheme								
Gross - CIT								
Gross - PIT								
Total Gross - CIT								
Total Gross - PIT								
Total Gross								

s.69(1)(g) re: (d)

s.69(1)(g) re: (e)

	Jan-2020	Feb-2020	Mar-2020	Apr-2020	May-2020	Jun-2020	Jul-2020	Aug-2020	Sep-2020	Oct-2020	Nov-2020	Dec-2020
--	----------	----------	----------	----------	----------	----------	----------	----------	----------	----------	----------	----------

s.18(d)

s.21(1)(b)

4-week Period	\$ million											
	CEWS 4week	Period 5	Period 6	Period 7	Period 8	Period 9	Period 10					

Total Gross - CIT	
Total Gross - PIT	
Total Gross	

4-week Period	\$ million											
	CEWS 4week	Period 5	Period 6	Period 7	Period 8	Period 9	Period 10					

Total Gross - CIT	
Total Gross - PIT	
Total Gross	

	CEWS 4week	Period 5	Period 6	Period 7	Period 8	Period 9						
--	------------	----------	----------	----------	----------	----------	--	--	--	--	--	--

s.69(1)(g) re: (d)

Total Gross - CIT	
Total Gross - PIT	
Total Gross	

s.69(1)(g) re: (e)

	\$ million											
	CEWS 4week	Period 5	Period 6	Period 7								

Furlounged employee portion
Gross - CIT
Gross - PIT
CEWS New scheme
Gross - CIT
Gross - PIT
Total Gross - CIT
Total Gross - PIT
Total Gross

	\$ million											
	CEWS 4week	Period 5	Period 6	Period 7								

Furlounged employee portion
Gross - CIT
Gross - PIT
CEWS New scheme

Total Gross

CEWS 4week	Period 5	Period 6	Period 7	Period 8
------------	----------	----------	----------	----------

Total Gross

CE WS 4week	Period 5	Period 6	Period 7
-------------	----------	----------	----------

Total Gross - PIT

CE WS 4week	Period 5	Period 6	Period 7	Period 8
-------------	----------	----------	----------	----------

Total Gross

						\$ million
Furloughed employee portion						
Gross - CIT						
Gross - PIT						
CEWS New scheme						
Gross - CIT						
Gross - PIT						
Total Gross - CIT						
Total Gross - PIT						
Total Gross						

|--|--|--|--|--|--|--|--|--|--|--|--|--|--|--|--|--|--|--|--|--|--|--|--|--|--|--|--|--|--|--|--|--|--|--|--|--|--|--|--|--|--|--|--|--|--|--|--|--|--|--|--|--|--|--|--|--|--|--|--|--|--|--|--|--|--|--|--|--|--|--|--|--|--|--|--|--|--|--|--|--|--|--|--|--|--|--|--|--|--|--|--|--|--|--|--|--|--|--|--|--|--|--|--|--|--|--|--|--|--|--|--|--|--|--|--|--|--|--|--|--|--|--|--|--|--|--|--|--|--|--|--|--|--|--|--|--|--|--|--|--|--|--|--|--|--|--|--|--|--|--|--|--|--|--|--|--|--|--|--|--|--|--|--|--|--|--|--|--|--|--|--|--|--|--|--|--|--|--|--|--|--|--|--|--|--|--|--|--|--|--|--|--|--|--|--|--|--|--|--|--|--|--|--|--|--|--|--|--|--|--|--|--|--|--|--|--|--|--|--|--|--|--|--|--|--|--|--|--|--|--|--|--|--|--|--|--|--|--|--|--|--|--|--|--|--|--|--|--|--|--|--|--|--|--|--|--|--|--|--|--|--|--|--|--|--|--|--|--|--|--|--|--|--|--|--|--|--|--|--|--|--|--|--|--|--|--|--|--|--|--|--|--|--|--|--|--|--|--|--|--|--|--|--|--|--|--|--|--|--|--|--|--|--|--|--|--|--|--|--|--|--|--|--|--|--|--|--|--|--|--|--|--|--|--|--|--|--|--|--|--|--|--|--|--|--|--|--|--|--|--|--|--|--|--|--|--|--|--|--|--|--|--|--|--|--|--|--|--|--|--|--|--|--|--|--|--|--|--|--|--|--|--|--|--|--|--|--|--|--|--|--|--|--|--|--|--|--|--|--|--|--|--|--|--|--|--|--|--|--|--|--|--|--|--|--|--|--|--|--|--|--|--|--|--|--|--|--|--|--|--|--|--|--|--|--|--|--|--|--|--|--|--|--|--|--|--|--|--|--|--|--|--|--|--|--|--|--|--|--|--|--|--|--|--|--|--|--|--|--|--|--|--|--|--|--|--|--|--|--|--|--|--|--|--|--|--|--|--|--|--|--|--|--|--|--|--|--|--|--|--|--|--|--|--|--|--|--|--|--|--|--|--|--|--|--|--|--|--|--|--|--|--|--|--|--|--|--|--|--|--|--|--|--|--|--|--|--|--|--|--|--|--|--|--|--|--|--|--|--|--|--|--|--|--|--|--|--|--|--|--|--|--|--|--|--|--|--|--|--|--|--|--|--|--|--|--|--|--|--|--|--|--|--|--|--|--|--|--|--|--|--|--|--|--|--|--|--|--|--|--|--|--|--|--|--|--|--|--|--|--|--|--|--|--|--|--|--|--|--|--|--|--|--|--|--|--|--|--|--|--|--|--|--|--|--|--|--|--|--|--|--|--|--|--|--|--|--|--|--|--|--|--|--|--|--|--|--|--|--|--|--|--|--|--|--|--|--|--|--|--|--|--|--|--|--|--|--|--|--|--|--|--|--|--|--|--|--|--|--|--|--|--|--|--|--|--|--|--|--|--|--|--|--|--|--|--|--|--|--|--|--|--|--|--|--|--|--|--|--|--|--|--|--|--|--|--|--|--|--|--|--|--|--|--|--|--|--|--|--|--|--|--|--|--|--|--|--|--|--|--|--|--|--|--|--|--|--|--|--|--|--|--|--|--|--|--|--|--|--|--|--|--|--|--|--|--|--|--|--|--|--|--|--|--|--|--|--|--|--|--|--|--|--|--|--|--|--|--|--|--|--|--|--|--|--|--|--|--|--|--|--|--|--|--|--|--|--|--|--|--|--|--|--|--|--|--|--|--|--|--|--|--|--|--|--|--|--|--|--|--|--|--|--|--|--|--|--|--|--|--|--|--|--|--|--|--|--|--|--|--|--|--|--|--|--|--|--|--|--|--|--|--|--|--|--|--|--|--|--|--|--|--|--|--|--|--|--|--|--|--|--|--|--|--|--|--|--|--|--|--|--|--|--|--|--|--|--|--|--|--|--|--|--|--|--|--|--|--|--|--|--|--|--|--|--|--|--|--|--|--|--|--|--|--|--|--|--|--|--|--|--|--|--|--|--|--|--|--|--|--|--|--|--|--|--|--|--|--|--|--|--|--|--|--|--|--|--|--|--|--|--|--|--|--|--|--|--|--|--|--|--|--|--|--|--|--|--|--|--|--|--|--|--|--|--|--|--|--|--|--|--|--|--|--|--|--|--|--|--|--|--|--|--|--|--|--|--|--|--|--|--|--|--|--|--|--|--|--|--|--|--|--|--|--|--|--|--|--|--|--|--|--|--|--|--|--|--|--|--|--|--|--|--|--|--|--|--|--|--|--|--|--|--|--|--|--|--|--|--|--|--|--|--|--|--|--|--|--|--|--|--|--|--|--|--|--|--|--|--|--|--|--|--|--|--|--|--|--|--|--|--|--|--|--|--|--|--|--|--|--|--|--|--|--|--|--|--|--|--|--|--|--|--|--|--|--|--|--|--|--|--|--|--|--|--|--|--|--|--|--|--|--|--|--|--|--|--|--|--|--|--|--|--|--|--|--|--|--|--|--|--|--|--|--|--|--|--|--|--|--|--|--|--|--|--|--|--|--|--|--|--|--|--|--|--|--|--|--|--|--|--|--|--|--|--|--|--|--|--|--|--|--|--|--|--|--|--|--|--|--|--|--|--|--|--|--|--|--|--|--|--|--|--|--|--|--|--|--|--|--|--|--|--|--|--|--|--|--|--|--|--|--|--|--|--|--|--|--|--|--|--|--|--|--|--|--|--|--|--|--|--|--|--|--|--|--|--|--|--|--|--|--|--|--|--|--|--|--|--|--|--|--|--|--|--|--|--|--|--|--|--|--|--|--|--|--|--|--|--|--|--|--|--|--|--|--|--|--|--|--|--|--|--|--|--|--|--|--|--|--|--|--|--|--|--|--|--|--|--|--|--|--|--|--|--|--|--|--|--|--|--|--|--|--|--|--|--|--|--|--|--|--|--|--|--|--|--|--|--|--|--|--|--|--|--|--|--|--|--|--|--|--|--|--|--|--|--|--|--|--|--|--|--|--|--|--|--|--|--|--|--|--|--|--|--|--|--|--|--|--|--|--|--|--|--|--|--|--|--|--|--|--|--|--|--|--|--|--|--|--|--|--|--|--|--|--|--|--|--|--|--|--|--|--|--|--|--|--|--|--|--|--|--|--|--|--|--|--|--|--|--|--|--|--|--|--|--|--|

s.69(1)(g) re: (d)

s.69(1)(g) re: (e)

|--|--|--|--|--|--|--|--|--|--|--|--|--|--|--|--|--|--|--|--|--|--|--|--|--|--|--|--|--|--|--|--|--|--|--|--|--|--|--|--|--|--|--|--|--|--|--|--|--|--|--|--|--|--|--|--|--|--|--|--|--|--|--|--|--|--|--|--|--|--|--|--|--|--|--|--|--|--|--|--|--|--|--|--|--|--|--|--|--|--|--|--|--|--|--|--|--|--|--|--|--|--|--|--|--|--|--|--|--|--|--|--|--|--|--|--|--|--|--|--|--|--|--|--|--|--|--|--|--|--|--|--|--|--|--|--|--|--|--|--|--|--|--|--|--|--|--|--|--|--|--|--|--|--|--|--|--|--|--|--|--|--|--|--|--|--|--|--|--|--|--|--|--|--|--|--|--|--|--|--|--|--|--|--|--|--|--|--|--|--|--|--|--|--|--|--|--|--|--|--|--|--|--|--|--|--|--|--|--|--|--|--|--|--|--|--|--|--|--|--|--|--|--|--|--|--|--|--|--|--|--|--|--|--|--|--|--|--|--|--|--|--|--|--|--|--|--|--|--|--|--|--|--|--|--|--|--|--|--|--|--|--|--|--|--|--|--|--|--|--|--|--|--|--|--|--|--|--|--|--|--|--|--|--|--|--|--|--|--|--|--|--|--|--|--|--|--|--|--|--|--|--|--|--|--|--|--|--|--|--|--|--|--|--|--|--|--|--|--|--|--|--|--|--|--|--|--|--|--|--|--|--|--|--|--|--|--|--|--|--|--|--|--|--|--|--|--|--|--|--|--|--|--|--|--|--|--|--|--|--|--|--|--|--|--|--|--|--|--|--|--|--|--|--|--|--|--|--|--|--|--|--|--|--|--|--|--|--|--|--|--|--|--|--|--|--|--|--|--|--|--|--|--|--|--|--|--|--|--|--|--|--|--|--|--|--|--|--|--|--|--|--|--|--|--|--|--|--|--|--|--|--|--|--|--|--|--|--|--|--|--|--|--|--|--|--|--|--|--|--|--|--|--|--|--|--|--|--|--|--|--|--|--|--|--|--|--|--|--|--|--|--|--|--|--|--|--|--|--|--|--|--|--|--|--|--|--|--|--|--|--|--|--|--|--|--|--|--|--|--|--|--|--|--|--|--|--|--|--|--|--|--|--|--|--|--|--|--|--|--|--|--|--|--|--|--|--|--|--|--|--|--|--|--|--|--|--|--|--|--|--|--|--|--|--|--|--|--|--|--|--|--|--|--|--|--|--|--|--|--|--|--|--|--|--|--|--|--|--|--|--|--|--|--|--|--|--|--|--|--|--|--|--|--|--|--|--|--|--|--|--|--|--|--|--|--|--|--|--|--|--|--|--|--|--|--|--|--|--|--|--|--|--|--|--|--|--|--|--|--|--|--|--|--|--|--|--|--|--|--|--|--|--|--|--|--|--|--|--|--|--|--|--|--|--|--|--|--|--|--|--|--|--|--|--|--|--|--|--|--|--|--|--|--|--|--|--|--|--|--|--|--|--|--|--|--|--|--|--|--|--|--|--|--|--|--|--|--|--|--|--|--|--|--|--|--|--|--|--|--|--|--|--|--|--|--|--|--|--|--|--|--|--|--|--|--|--|--|--|--|--|--|--|--|--|--|--|--|--|--|--|--|--|--|--|--|--|--|--|--|--|--|--|--|--|--|--|--|--|--|--|--|--|--|--|--|--|--|--|--|--|--|--|--|--|--|--|--|--|--|--|--|--|--|--|--|--|--|--|--|--|--|--|--|--|--|--|--|--|--|--|--|--|--|--|--|--|--|--|--|--|--|--|--|--|--|--|--|--|--|--|--|--|--|--|--|--|--|--|--|--|--|--|--|--|--|--|--|--|--|--|--|--|--|--|--|--|--|--|--|--|--|--|--|--|--|--|--|--|--|--|--|--|--|--|--|--|--|--|--|--|--|--|--|--|--|--|--|--|--|--|--|--|--|--|--|--|--|--|--|--|--|--|--|--|--|--|--|--|--|--|--|--|--|--|--|--|--|--|--|--|--|--|--|--|--|--|--|--|--|--|--|--|--|--|--|--|--|--|--|--|--|--|--|--|--|--|--|--|--|--|--|--|--|--|--|--|--|--|--|--|--|--|--|--|--|--|--|--|--|--|--|--|--|--|--|--|--|--|--|--|--|--|--|--|--|--|--|--|--|--|--|--|--|--|--|--|--|--|--|--|--|--|--|--|--|--|--|--|--|--|--|--|--|--|--|--|--|--|--|--|--|--|--|--|--|--|--|--|--|--|--|--|--|--|--|--|--|--|--|--|--|--|--|--|--|--|--|--|--|--|--|--|--|--|--|--|--|--|--|--|--|--|--|--|--|--|--|--|--|--|--|--|--|--|--|--|--|--|--|--|--|--|--|--|--|--|--|--|--|--|--|--|--|--|--|--|--|--|--|--|--|--|--|--|--|--|--|--|--|--|--|--|--|--|--|--|--|--|--|--|--|--|--|--|--|--|--|--|--|--|--|--|--|--|--|--|--|--|--|--|--|--|--|--|--|--|--|--|--|--|--|--|--|--|--|--|--|--|--|--|--|--|--|--|--|--|--|--|--|--|--|--|--|--|--|--|--|--|--|--|--|--|--|--|--|--|--|--|--|--|--|--|--|--|--|--|--|--|--|--|--|--|--|--|--|--|--|--|--|--|--|--|--|--|--|--|--|--|--|--|--|--|--|--|--|--|--|--|--|--|--|--|--|--|--|--|--|--|--|--|--|--|--|--|--|--|--|--|--|--|--|--|--|--|--|--|--|--|--|--|--|--|--|--|--|--|--|--|--|--|--|--|--|--|--|--|--|--|--|--|--|--|--|--|--|--|--|--|--|--|--|--|--|--|--|--|--|--|--|--|--|--|--|--|--|--|--|--|--|--|--|--|--|--|--|--|--|--|--|--|--|--|--|--|--|--|--|--|--|--|--|--|--|--|--|--|--|--|--|--|--|--|--|--|--|--|--|--|--|--|--|--|--|--|--|--|--|--|--|--|--|--|--|--|--|--|--|--|--|--|--|--|--|--|--|--|--|--|--|--|--|--|--|--|--|--|--|--|--|--|--|--|--|--|--|--|--|--|--|--|--|--|--|--|--|--|--|--|--|--|--|--|--|--|--|--|--|--|--|--|--|--|--|--|--|--|--|--|--|--|--|--|--|--|--|--|--|--|--|--|--|--|--|--|--|--|--|--|--|--|--|--|--|--|--|--|--|--|--|--|--|--|

	<i>\$ million</i>				
	CEWS 4week	Period 5	Period 6	Period 7	Period 8
<i>Furloughed employee portion</i>					

		\$ million							
		CEWS 4week	Period 5	Period 6	Period 7	Period 8	Period 9	Period 10	
Furlounged e mployee portion									
Gross - CIT									
Gross - PIT									
CEWS Ne wschem e									
Gross - CIT									
Gross - PIT									
Total Gross - CIT									
Total Gross - PIT									
Total Gross									

		\$ million				
		CEWS 4week	Period 5	Period 6	Period 7	Period 8
Furlounged e mployee portion						
Gross - CIT						
Gross - PIT						
CEWS Ne wschem e						
Gross - CIT						
Gross - PIT						
Total Gross - CIT						
Total Gross - PIT						
Total Gross						

s.69(1)(g) re: (d)

s.69(1)(g) re: (e)

		\$ million		
		Period 1	Period 2	Period 3
Furlounged e mployee portion				
Gross - CIT				
Gross - PIT				
CEWS Ne wschem e				
Gross - CIT				
Gross - PIT				
Total Gross - CIT				
Total Gross - PIT				
Total Gross				

		\$ million							
		CEWS 4week	Period 5	Period 6	Period 7	Period 8	Period 9	Period 10	
Furlounged e mployee portion									

Total Gross**Total Gross**

.....

Total Gross

CEWS Ne wschem e

002713

s.69(1)(g) re: (e)

CE WS 4week	Period 5	Period 6	Period 7	Period 8	Period 9	Period 10
-------------	----------	----------	----------	----------	----------	-----------

דוֹסוּוּוּוּוּוּ

16 P

1

CE WS 4week	Period 5	Period 6	Period 7	Period 8	Period 9	Period 10
-------------	----------	----------	----------	----------	----------	-----------

\$ million

16 P

1

CE WS 4week	Period 5	Period 6	Period 7	Period 8	Period 9	Period 10
-------------	----------	----------	----------	----------	----------	-----------

\$ million

16 P

10

[illegible]

	\$ million							
	CEWS 4week	Period 5	Period 6	Period 7	Period 8	Period 9	Period 10	
<i>Furloughed employee portion</i>								
Gross - CIT								
Gross - PIT								
<i>CEWS Net scheme</i>								
Gross - CIT								
Gross - PIT								
Total Gross - CIT								
Total Gross - PIT								
Total Gross								

[illegible][illegible]

Gross - CIT	
Gross - PIT	
Total Gross - CIT	
Total Gross - PIT	
Total Gross	

	<i>\$ million</i>
Furloughed employee portion	CEWS 4week Period 5 Period 6 Period 7 Period 8 Period 9 Period 10
Gross - CIT	
Gross - PIT	
CEWS Net scheme	
Gross - CIT	
Gross - PIT	
Total Gross - CIT	
Total Gross - PIT	
Total Gross	

	CEWS 4week	Period 5	Period 6	Period 7	Period 8	Period 9	Period 10
<i>Furloughed employee portion</i>							
Gross - CIT							
Gross - PIT							
<i>CEWS Newscheme</i>							
Gross - CIT							
Gross - PIT							
Total Gross - CIT							
Total Gross - PIT							
Total Gross							

s.69(1)(g) re: (e)

		\$ million						
		CEWS 4week	Period 5	Period 6	Period 7	Period 8	Period 9	Period 10
Furlounged e mployee portion								
Gross - CIT								
Gross - PIT								
CEWS Ne wschem e								
Gross - CIT								
Gross - PIT								
Total Gross - CIT								
Total Gross - PIT								
Total Gross								

		\$ million						
		CEWS 4week	Period 5	Period 6	Period 7	Period 8	Period 9	Period 10
Furlounged e mployee portion								
Gross - CIT								
Gross - PIT								
CEWS Ne wschem e								
Gross - CIT								
Gross - PIT								
Total Gross - CIT								
Total Gross - PIT								
Total Gross								

		\$ million						
		CEWS 4week	Period 5	Period 6	Period 7	Period 8	Period 9	Period 10
Furlounged e mployee portion								
Gross - CIT								
Gross - PIT								
CEWS Ne wschem e								
Gross - CIT								
Gross - PIT								
Total Gross - CIT								
Total Gross - PIT								
Total Gross								

		\$ million						
		CEWS 4week	Period 5	Period 6	Period 7	Period 8	Period 9	Period 10
Furlounged e mployee portion								
Gross - CIT								
Gross - PIT								

s.69(1)(g) re: (d)

s.69(1)(g) re: (e)

Gross - CIT	
Gross - PIT	
Total Gross - CIT	
Total Gross - PIT	
Total Gross	

<i>Furloughed employee portion</i>	
Gross - CIT	
Gross - PIT	
<i>CEWS New scheme</i>	
Gross - CIT	
Gross - PIT	
Total Gross - CIT	
Total Gross - PIT	
Total Gross	

<i>Furloughed employee portion</i>	
Gross - CIT	
Gross - PIT	
<i>CEWS New scheme</i>	
Gross - CIT	
Gross - PIT	
Total Gross - CIT	
Total Gross - PIT	
Total Gross	

<i>Furloughed employee portion</i>	
Gross - CIT	
Gross - PIT	
<i>CEWS New scheme</i>	
Gross - CIT	
Gross - PIT	
Total Gross - CIT	
Total Gross - PIT	
Total Gross	

s.69(1)(g) re: (e)

		\$ million						
		CEWS 4week	Period 5	Period 6	Period 7	Period 8	Period 9	Period 10
Furloughed employee portion								
Gross - CIT								
Gross - PIT								
CEWS Newscheme								
Gross - CIT								
Gross - PIT								
Total Gross - CIT								
Total Gross - PIT								
Total Gross								

s.69(1)(g) re: (d)

s.69(1)(g) re: (e)

	Jan-2020	Feb-2020	Mar-2020	Apr-2020	May-2020	Jun-2020	Jul-2020	Aug-2020	Sep-2020	Oct-2020	Nov-2020	Dec-2020

s.18(d)
s.21(1)(b)

4-week Period	\$ million							
	CEWS 4week	Period 5	Period 6	Period 7	Period 8	Period 9	Period 10	

Total Gross - CIT	
Total Gross - PIT	
Total Gross	

4-week Period	\$ million							
	CEWS 4week	Period 5	Period 6	Period 7	Period 8	Period 9	Period 10	

Total Gross - CIT	
Total Gross - PIT	
Total Gross	

s.69(1)(g) re: (d)

	CEWS 4week	Period 5	Period 6	Period 7	Period 8	Period 9
--	------------	----------	----------	----------	----------	----------

s.69(1)(g) re: (e)

Total Gross - CIT	
Total Gross - PIT	
Total Gross	

	\$ million				
	CEWS 4week	Period 5	Period 6	Period 7	

Furlounged employee portion	
Gross - CIT	
Gross - PIT	
CEWS Ne wschem e	
Gross - CIT	
Gross - PIT	
Total Gross - CIT	
Total Gross - PIT	
Total Gross	

	\$ million				
	CEWS 4week	Period 5	Period 6	Period 7	

Furlounged employee portion	
Gross - CIT	
Gross - PIT	
CEWS Ne wschem e	

Gross - CIT
Gross - PIT
Total Gross - CIT
Total Gross - PIT
Total Gross

	\$ million				
--	------------	--	--	--	--

CEWS 4week Period 5 Period 6 Period 7 Period 8

Furlounged e mplo yee port ion

Gross - CIT
Gross - PIT

CEWS Ne wschem e

Gross - CIT
Gross - PIT

Total Gross - CIT
Total Gross - PIT

Total Gross

	\$ million			
--	------------	--	--	--

CEWS 4week Period 5 Period 6 Period 7

Furlounged e mplo yee port ion

Gross - CIT
Gross - PIT

CEWS Ne wschem e

Gross - CIT
Gross - PIT

Total Gross - CIT
Total Gross - PIT

Total Gross

s.69(1)(g) re: (d)

s.69(1)(g) re: (e)

	\$ million				
--	------------	--	--	--	--

CEWS 4week Period 5 Period 6 Period 7 Period 8

Furlounged e mplo yee port ion

Gross - CIT
Gross - PIT

CEWS Ne wschem e

Gross - CIT
Gross - PIT

Total Gross - CIT
Total Gross - PIT

Total Gross

		\$ million				
		CEWS 4week	Period 5	Period 6	Period 7	Period 8
Furlounged e mployee portion						
Gross - CIT						
Gross - PIT						
CEWS Ne wschem e						
Gross - CIT						
Gross - PIT						
Total Gross - CIT						
Total Gross - PIT						
Total Gross						

		\$ million			
		CEWS 4week	Period 5	Period 6	Period 7
Furlounged e mployee portion					
Gross - CIT					
Gross - PIT					
CEWS Ne wschem e					
Gross - CIT					
Gross - PIT					
Total Gross - CIT					
Total Gross - PIT					
Total Gross					

s.69(1)(g) re: (d)

s.69(1)(g) re: (e)

		\$ million				
		CEWS 4week	Period 5	Period 6	Period 7	Period 8
Furlounged e mployee portion						
Gross - CIT						
Gross - PIT						
CEWS Ne wschem e						
Gross - CIT						
Gross - PIT						
Total Gross - CIT						
Total Gross - PIT						
Total Gross						

		\$ million				
		CEWS 4week	Period 5	Period 6	Period 7	Period 8
Furlounged e mployee portion						

		\$ million						
		CEWS 4week	Period 5	Period 6	Period 7	Period 8	Period 9	Period 10
Furlounged e mployee portion								
Gross - CIT								
Gross - PIT								
CEWS Ne wschem e								
Gross - CIT								
Gross - PIT								
Total Gross - CIT								
Total Gross - PIT								
Total Gross								

		\$ million				
		CEWS 4week	Period 5	Period 6	Period 7	Period 8
Furlounged e mployee portion						
Gross - CIT						
Gross - PIT						
CEWS Ne wschem e						
Gross - CIT						
Gross - PIT						
Total Gross - CIT						
Total Gross - PIT						
Total Gross						

		\$ million		
		Period 1	Period 2	Period 3
Furlounged e mployee portion				
Gross - CIT				
Gross - PIT				
CEWS Ne wschem e				
Gross - CIT				
Gross - PIT				
Total Gross - CIT				
Total Gross - PIT				
Total Gross				

		\$ million						
		CEWS 4week	Period 5	Period 6	Period 7	Period 8	Period 9	Period 10
Furlounged e mployee portion								

s.69(1)(g) re: (d)

s.69(1)(g) re: (e)

Total Gross

Total Gross

© 2006 The Authors
Journal compilation © 2006 Blackwell Publishing Ltd

Total Gross

CEWS Ne wschem e

002725

s.69(1)(g) re: (e)

CE WS 4week	Period 5	Period 6	Period 7	Period 8	Period 9	Period 10
-------------	----------	----------	----------	----------	----------	-----------

CE WS 4week	Period 5	Period 6	Period 7	Period 8	Period 9	Period 10
-------------	----------	----------	----------	----------	----------	-----------

CE WS 4week	Period 5	Period 6	Period 7	Period 8	Period 9	Period 10
-------------	----------	----------	----------	----------	----------	-----------

		\$ million							
		CEWS 4week	Period 5	Period 6	Period 7	Period 8	Period 9	Period 10	
Furlounged e mployee portion									
Gross - CIT									
Gross - PIT									
CEWS Ne wschem e									
Gross - CIT									
Gross - PIT									
Total Gross - CIT									
Total Gross - PIT									
Total Gross									

		\$ million							
		CEWS 4week	Period 5	Period 6	Period 7	Period 8	Period 9	Period 10	
Furlounged e mployee portion									
Gross - CIT									
Gross - PIT									
CEWS Ne wschem e									
Gross - CIT									
Gross - PIT									
Total Gross - CIT									
Total Gross - PIT									
Total Gross									

		\$ million							
		CEWS 4week	Period 5	Period 6	Period 7	Period 8	Period 9	Period 10	
Furlounged e mployee portion									
Gross - CIT									
Gross - PIT									
CEWS Ne wschem e									
Gross - CIT									
Gross - PIT									
Total Gross - CIT									
Total Gross - PIT									
Total Gross									

		\$ million							
		CEWS 4week	Period 5	Period 6	Period 7	Period 8	Period 9	Period 10	
Furlounged e mployee portion									
Gross - CIT									
Gross - PIT									
			s.69(1)(g) re: (d)						
			s.69(1)(g) re: (e)						

CEWS Ne wschem e

Gross - CIT

Gross - PIT

Total Gross - CIT

Total Gross - PIT

Total Gross

Furlounged e mployee portion

Gross - CIT

Gross - PIT

CEWS Ne wschem e

Gross - CIT

Gross - PIT

Total Gross - CIT

Total Gross - PIT

Total Gross

Furlounged e mployee portion

Gross - CIT

Gross - PIT

CEWS Ne wschem e

Gross - CIT

Gross - PIT

Total Gross - CIT

Total Gross - PIT

Total Gross

Furlounged e mployee portion

Gross - CIT

Gross - PIT

CEWS Ne wschem e

Gross - CIT

Gross - PIT

Total Gross - CIT

Total Gross - PIT

Total Gross

\$ million

CEWS 4week Period 5 Period 6 Period 7 Period 8 Period 9 Period 10

\$ million

CEWS 4week Period 5 Period 6 Period 7 Period 8 Period 9 Period 10

\$ million

CEWS 4week Period 5 Period 6 Period 7 Period 8 Period 9 Period 10

s.69(1)(g) re: (d)

s.69(1)(g) re: (e)

(b) (5) DPP,

	\$ million						
	CEWS 4week	Period 5	Period 6	Period 7	Period 8	Period 9	Period 10
Furlounged e mployee portion							
Gross - CIT							
Gross - PIT							
CEWS Ne wschem e							
Gross - CIT							
Gross - PIT							
Total Gross - CIT							
Total Gross - PIT							
Total Gross							

	\$ million						
	CEWS 4week	Period 5	Period 6	Period 7	Period 8	Period 9	Period 10
Furlounged e mployee portion							
Gross - CIT							
Gross - PIT							
CEWS Ne wschem e							
Gross - CIT							
Gross - PIT							
Total Gross - CIT							
Total Gross - PIT							
Total Gross							

	\$ million						
	CEWS 4week	Period 5	Period 6	Period 7	Period 8	Period 9	Period 10
Furlounged e mployee portion							
Gross - CIT							
Gross - PIT							
CEWS Ne wschem e							
Gross - CIT							
Gross - PIT							
Total Gross - CIT							
Total Gross - PIT							
Total Gross							

	\$ million						
	CEWS 4week	Period 5	Period 6	Period 7	Period 8	Period 9	Period 10
Furlounged e mployee portion							
Gross - CIT							
Gross - PIT							

s.69(1)(g) re: (d)

s.69(1)(g) re: (e)

Gross - CIT	
Gross - PIT	
Total Gross - CIT	
Total Gross - PIT	
Total Gross	

<i>Furloughed employee portion</i>	
Gross - CIT	
Gross - PIT	
<i>CEWS New scheme</i>	
Gross - CIT	
Gross - PIT	
Total Gross - CIT	
Total Gross - PIT	
Total Gross	

<i>Furloughed employee portion</i>	
Gross - CIT	
Gross - PIT	
<i>CEWS New scheme</i>	
Gross - CIT	
Gross - PIT	
Total Gross - CIT	
Total Gross - PIT	
Total Gross	

<i>Furloughed employee portion</i>	
Gross - CIT	
Gross - PIT	
<i>CEWS New scheme</i>	
Gross - CIT	
Gross - PIT	
Total Gross - CIT	
Total Gross - PIT	
Total Gross	

s.69(1)(g) re: (e)

		\$ million						
		CEWS 4week	Period 5	Period 6	Period 7	Period 8	Period 9	Period 10
Furloughed employee portion								
Gross - CIT								
Gross - PIT								
CEWS Newscheme								
Gross - CIT								
Gross - PIT								
Total Gross - CIT								
Total Gross - PIT								
Total Gross								

s.69(1)(g) re: (d)

s.69(1)(g) re: (e)

	Jan-2020	Feb-2020	Mar-2020	Apr-2020	May-2020	Jun-2020	Jul-2020	Aug-2020	Sep-2020	Oct-2020	Nov-2020	Dec-2020

s.18(d)
s.21(1)(b)

4-week Period												

Total Gross - CIT												
Total Gross - PIT												
Total Gross												

4-week Period												

Total Gross - CIT												
Total Gross - PIT												
Total Gross												

s.69(1)(g) re: (d)

s.69(1)(g) re: (e)

Total Gross - CIT												
Total Gross - PIT												
Total Gross												

Furloughed employee portion												
Gross - CIT												
Gross - PIT												
CEWS Net scheme												
Gross - CIT												
Gross - PIT												
Total Gross - CIT												
Total Gross - PIT												
Total Gross												

.....

Furloughed employee portion												
Gross - CIT												
Gross - PIT												
CEWS Net scheme												

CE WS 4week	Period 5	Period 6	Period 7	Period 8
-------------	----------	----------	----------	----------

CE WS 4week	Period 5	Period 6	Period 7
-------------	----------	----------	----------

CEWS 4week	Period 5	Period 6	Period 7	Period 8
------------	----------	----------	----------	----------

s.69(1)(g) re: (e)

Total Gross

		\$ million				
		CEWS 4week	Period 5	Period 6	Period 7	Period 8
Furlounged e mployee portion						
Gross - CIT						
Gross - PIT						
CEWS Ne wschem e						
Gross - CIT						
Gross - PIT						
Total Gross - CIT						
Total Gross - PIT						
Total Gross						

		\$ million			
		CEWS 4week	Period 5	Period 6	Period 7
Furlounged e mployee portion					
Gross - CIT					
Gross - PIT					
CEWS Ne wschem e					
Gross - CIT					
Gross - PIT					
Total Gross - CIT					
Total Gross - PIT					
Total Gross					

s.69(1)(g) re: (d)

s.69(1)(g) re: (e)

		\$ million				
		CEWS 4week	Period 5	Period 6	Period 7	Period 8
Furlounged e mployee portion						
Gross - CIT						
Gross - PIT						
CEWS Ne wschem e						
Gross - CIT						
Gross - PIT						
Total Gross - CIT						
Total Gross - PIT						
Total Gross						

		\$ million				
		CEWS 4week	Period 5	Period 6	Period 7	Period 8
Furlounged e mployee portion						

s.69(1)(g) re: (e)

		\$ million						
		CEWS 4week	Period 5	Period 6	Period 7	Period 8	Period 9	Period 10
Furlounged e mployee portion								
Gross - CIT								
Gross - PIT								
CEWS Ne wschem e								
Gross - CIT								
Gross - PIT								
Total Gross - CIT								
Total Gross - PIT								
Total Gross								

		\$ million				
		CEWS 4week	Period 5	Period 6	Period 7	Period 8
Furlounged e mployee portion						
Gross - CIT						
Gross - PIT						
CEWS Ne wschem e						
Gross - CIT						
Gross - PIT						
Total Gross - CIT						
Total Gross - PIT						
Total Gross						

		\$ million		
		Period 1	Period 2	Period 3
Furlounged e mployee portion				
Gross - CIT				
Gross - PIT				
CEWS Ne wschem e				
Gross - CIT				
Gross - PIT				
Total Gross - CIT				
Total Gross - PIT				
Total Gross				

		\$ million						
		CEWS 4week	Period 5	Period 6	Period 7	Period 8	Period 9	Period 10
Furlounged e mployee portion								

s.69(1)(g) re: (d)

s.69(1)(g) re: (e)

Total Gross**Total Gross**

© 2006 The Authors
Journal compilation © 2006 Blackwell Publishing Ltd

Total Gross

CEWS Ne wschem e

s.69(1)(g) re: (e)

Gross - CIT
Gross - PIT
Total Gross - CIT
Total Gross - PIT
Total Gross

s.69(1)(g) re: (d)

s.69(1)(g) re: (e)

	CEWS 4week	Period 5	Period 6	Period 7	Period 8	Period 9	Period 10
<i>Furloughed employee portion</i>							
Gross - CIT							
Gross - PIT							
<i>CEWS Newscheme</i>							
Gross - CIT							
Gross - PIT							
Total Gross - CIT							
Total Gross - PIT							
Total Gross							

		\$ million						
		CEWS 4week	Period 5	Period 6	Period 7	Period 8	Period 9	Period 10
Furloughed employee portion								
Gross - CIT								
Gross - PIT								
CEWS Net scheme								
Gross - CIT								
Gross - PIT								
Total Gross - CIT								
Total Gross - PIT								
Total Gross								

[illegible]

		\$ million							
		CEWS 4week	Period 5	Period 6	Period 7	Period 8	Period 9	Period 10	
Furlounged e mplo yee portion									
Gross - CIT									
Gross - PIT									
CEWS Ne wschem e									
Gross - CIT									
Gross - PIT									
Total Gross - CIT									
Total Gross - PIT									
Total Gross									

		\$ million							
		CEWS 4week	Period 5	Period 6	Period 7	Period 8	Period 9	Period 10	
Furlounged e mplo yee portion									
Gross - CIT									
Gross - PIT									
CEWS Ne wschem e									
Gross - CIT									
Gross - PIT									
Total Gross - CIT									
Total Gross - PIT									
Total Gross									

		\$ million							
		CEWS 4week	Period 5	Period 6	Period 7	Period 8	Period 9	Period 10	
Furlounged e mplo yee portion									
Gross - CIT									
Gross - PIT									
CEWS Ne wschem e									
Gross - CIT									
Gross - PIT									
Total Gross - CIT									
Total Gross - PIT									
Total Gross									

		\$ million							
		CEWS 4week	Period 5	Period 6	Period 7	Period 8	Period 9	Period 10	
Furlounged e mplo yee portion									
Gross - CIT	s.69(1)(g) re: (d)								
Gross - PIT	s.69(1)(g) re: (e)								

CEWS Ne wschem e

Gross - CIT

Gross - PIT

Total Gross - CIT

Total Gross - PIT

Total Gross

--	--

Furlounged e mployee portion

Gross - CIT

Gross - PIT

CEWS Ne wschem e

Gross - CIT

Gross - PIT

Total Gross - CIT

Total Gross - PIT

Total Gross

--	--

Furlounged e mployee portion

Gross - CIT

Gross - PIT

CEWS Ne wschem e

Gross - CIT

Gross - PIT

Total Gross - CIT

Total Gross - PIT

Total Gross

--	--

Furlounged e mployee portion

Gross - CIT

Gross - PIT

CEWS Ne wschem e

Gross - CIT

Gross - PIT

Total Gross - CIT

Total Gross - PIT

Total Gross

--	--

\$ million

CEWS 4week Period 5 Period 6 Period 7 Period 8 Period 9 Period 10

\$ million

CEWS 4week Period 5 Period 6 Period 7 Period 8 Period 9 Period 10

\$ million

CEWS 4week Period 5 Period 6 Period 7 Period 8 Period 9 Period 10

s.69(1)(g) re: (d)

s.69(1)(g) re: (e)

				\$ million					
				CEWS 4week	Period 5	Period 6	Period 7	Period 8	Period 9
Furloughed employee portion									
Gross - CIT									
Gross - PIT									
CEWS Newscheme									
Gross - CIT									
Gross - PIT									
Total Gross - CIT									
Total Gross - PIT									
Total Gross									

s.69(1)(g) re: (d)

s.69(1)(g) re: (e)

	Jan-2020	Feb-2020	Mar-2020	Apr-2020	May-2020	Jun-2020	Jul-2020	Aug-2020	Sep-2020	Oct-2020	Nov-2020	Dec-2020

s.18(d)

s.21(1)(b)

4-week Period	\$ million											
	CEWS 4week	Period 5	Period 6	Period 7	Period 8	Period 9	Period 10					

Total Gross - CIT	
Total Gross - PIT	
Total Gross	

4-week Period	\$ million											
	CEWS 4week	Period 5	Period 6	Period 7	Period 8	Period 9	Period 10					

Total Gross - CIT	
Total Gross - PIT	
Total Gross	

s.69(1)(g) re: (d)

s.69(1)(g) re: (e)

	CEWS 4week	Period 5	Period 6	Period 7	Period 8	Period 9						
--	------------	----------	----------	----------	----------	----------	--	--	--	--	--	--

Total Gross - CIT	
Total Gross - PIT	
Total Gross	

	\$ million											
	CEWS 4week	Period 5	Period 6	Period 7								

Furloughed employee portion
Gross - CIT
Gross - PIT
CEWS Newscheme
Gross - CIT
Gross - PIT
Total Gross - CIT
Total Gross - PIT
Total Gross

	\$ million											
	CEWS 4week	Period 5	Period 6	Period 7								

Furloughed employee portion
Gross - CIT
Gross - PIT
CEWS Newscheme

Total Gross

		\$ million				
		CEWS 4week	Period 5	Period 6	Period 7	Period 8
Furlounged e mployee portion						
Gross - CIT						
Gross - PIT						
CEWS Ne wschem e						
Gross - CIT						
Gross - PIT						
Total Gross - CIT						
Total Gross - PIT						
Total Gross						

		\$ million			
		CEWS 4week	Period 5	Period 6	Period 7
Furlounged e mployee portion					
Gross - CIT					
Gross - PIT					
CEWS Ne wschem e					
Gross - CIT					
Gross - PIT					
Total Gross - CIT					
Total Gross - PIT					
Total Gross					

		\$ million				
		CEWS 4week	Period 5	Period 6	Period 7	Period 8
Furlounged e mployee portion						
Gross - CIT						
Gross - PIT						
CEWS Ne wschem e						
Gross - CIT						
Gross - PIT						
Total Gross - CIT						
Total Gross - PIT						
Total Gross						

		\$ million				
		CEWS 4week	Period 5	Period 6	Period 7	Period 8
Furlounged e mployee portion						

s.69(1)(g) re: (d)

s.69(1)(g) re: (e)

002747

		\$ million							
		CEWS 4week	Period 5	Period 6	Period 7	Period 8	Period 9	Period 10	
Furlounged e mployee portion									
Gross - CIT									
Gross - PIT									
CEWS Ne wschem e									
Gross - CIT									
Gross - PIT									
Total Gross - CIT									
Total Gross - PIT									
Total Gross									

		\$ million				
		CEWS 4week	Period 5	Period 6	Period 7	Period 8
Furlounged e mployee portion						
Gross - CIT						
Gross - PIT						
CEWS Ne wschem e						
Gross - CIT						
Gross - PIT						
Total Gross - CIT						
Total Gross - PIT						
Total Gross						

s.69(1)(g) re: (d)

s.69(1)(g) re: (e)

		\$ million		
		Period 1	Period 2	Period 3
Furlounged e mployee portion				
Gross - CIT				
Gross - PIT				
CEWS Ne wschem e				
Gross - CIT				
Gross - PIT				
Total Gross - CIT				
Total Gross - PIT				
Total Gross				

		\$ million							
		CEWS 4week	Period 5	Period 6	Period 7	Period 8	Period 9	Period 10	
Furlounged e mployee portion									

Total Gross

Total Gross

Total Gross

CEWS Ne wschem e

Period 10

Period 10

Period 10

s.69(1)(g) re: (e)

s.69(1)(g) re: (d)
s.69(1)(g) re: (e)

[illegible]

	\$ million						
	CEWS 4week	Period 5	Period 6	Period 7	Period 8	Period 9	Period 10
<i>Furloughed employee portion</i>							
Gross - CIT							
Gross - PIT							
<i>CEWS New scheme</i>							
Gross - CIT							
Gross - PIT							
Total Gross - CIT							
Total Gross - PIT							
Total Gross							

[illegible]

	\$ million							
	CEWS 4week	Period 5	Period 6	Period 7	Period 8	Period 9	Period 10	
<i>Furloughed employee portion</i>								
Gross - CIT								
Gross - PIT								
<i>CEWS New scheme</i>								
Gross - CIT								
Gross - PIT								
Total Gross - CIT								
Total Gross - PIT								
Total Gross								

	CEWS 4week	Period 5	Period 6	Period 7	Period 8	Period 9	Period 10
<i>Furloughed employee portion</i>							
Gross - CIT							
Gross - PIT							
<i>CEWS Newscheme</i>							
Gross - CIT							
Gross - PIT							
Total Gross - CIT							
Total Gross - PIT							
Total Gross							

[illegible]

CEWS Ne wschem e

Gross - CIT

Gross - PIT

Total Gross - CIT

Total Gross - PIT

Total Gross

Furlounged e mployee portion

Gross - CIT

Gross - PIT

CEWS Ne wschem e

Gross - CIT

Gross - PIT

Total Gross - CIT

Total Gross - PIT

Total Gross

Furlounged e mployee portion

Gross - CIT

Gross - PIT

CEWS Ne wschem e

Gross - CIT

Gross - PIT

Total Gross - CIT

Total Gross - PIT

Total Gross

Furlounged e mployee portion

Gross - CIT

Gross - PIT

CEWS Ne wschem e

Gross - CIT

Gross - PIT

Total Gross - CIT

Total Gross - PIT

Total Gross

\$ million

CEWS 4week Period 5 Period 6 Period 7 Period 8 Period 9 Period 10

\$ million

CEWS 4week Period 5 Period 6 Period 7 Period 8 Period 9 Period 10

\$ million

CEWS 4week Period 5 Period 6 Period 7 Period 8 Period 9 Period 10

s.69(1)(g) re: (d)

s.69(1)(g) re: (e)

Gross - CIT	
Gross - PIT	
Total Gross - CIT	
Total Gross - PIT	
Total Gross	

Furlounged employee portion	
Gross - CIT	
Gross - PIT	
CEWS Ne w scheme	
Gross - CIT	
Gross - PIT	
Total Gross - CIT	
Total Gross - PIT	
Total Gross	

Furlounged e mplo yee p or t i o n	
Gros s - CIT	
Gros s - PIT	
CEWS Ne wschem e	
Gros s - CIT	
Gros s - PIT	
Total Gros s - CIT	
Total Gros s - PIT	
Total Gros s	

Furloughed employee portion	
Gross - CIT	
Gross - PIT	
CEWS Net scheme	
Gross - CIT	
Gross - PIT	
Total Gross - CIT	
Total Gross - PIT	
Total Gross	

s.69(1)(g) re: (e)

		\$ million						
		CEWS 4week	Period 5	Period 6	Period 7	Period 8	Period 9	Period 10
Furloughed employee portion								
Gross - CIT								
Gross - PIT								
CEWS New scheme								
Gross - CIT								
Gross - PIT								
Total Gross - CIT								
Total Gross - PIT								
Total Gross								

s.69(1)(g) re: (d)

s.69(1)(g) re: (e)

with those with zero employment income removed:
(small difference)
Period

789To tal

s.18(d)
s.21(1)(b)

Take-up used

789To tal

45678910Periods 4 to 8

Corrected take-up (NOT USED)



s.69(1)(g) re: (d)
s.69(1)(g) re: (e)

CEWS 4wee Period 5Period 6Period d 7Period 8Period 9Period 10Periods 4 to 89 to 10

Period789To tal

Period

7

8

9

Total

s.69(1)(g) re: (d)

s.69(1)(g) re: (e)

	Jan-2 020	Feb-2020	Mar-2020	Apr -2020	May-2 020	Jun-2020	Jul-2020	Aug -2020	Sep-2020	Oct-20 20	Nov-20 20	Dec-2020

s.18(d)

s.21(1)(b)

4-we ek Period	\$ million							
	CEWS 4week	Period 5	Period6	Period7	Period8	Period9	Period10	

Total Gross - CIT	
Total Gross - PIT	
Total Gross	

4-we ek Period	\$ million							
	CEWS 4week	Period 5	Period6	Period7	Period8	Period9	Period10	

Total Gross - CIT	
Total Gross - PIT	
Total Gross	

	CEWS 4week	Period 5	Period6	Period7	Period8	Period9
--	------------	----------	---------	---------	---------	---------

Total Gross - CIT	
Total Gross - PIT	
Total Gross	

s.69(1)(g) re: (d)

s.69(1)(g) re: (e)

	\$ million			
	CEWS 4week	Period 5	Period6	Period7

Furlounged employee portion

Gross - CIT

Gross - PIT

CEWS New scheme

Gross - CIT

Gross - PIT

Total Gross - CIT

Total Gross - PIT

Total Gross



	\$ million			
	CEWS 4week	Period 5	Period6	Period7

Furlounged employee portion

Gross - CIT

Gross - PIT

CEWS New scheme

Gross - CIT

Gross - PIT

Total Gross - CIT
Total Gross - PIT
Total Gross

	\$ million				
	CEWS 4week	Period 5	Period 6	Period 7	Period 8

Furloughed employee portion
Gross - CIT
Gross - PIT
CEWS New scheme
Gross - CIT
Gross - PIT
Total Gross - CIT
Total Gross - PIT
Total Gross

	\$ million			
	CEWS 4week	Period 5	Period 6	Period 7

Furloughed employee portion
Gross - CIT
Gross - PIT
CEWS New scheme
Gross - CIT
Gross - PIT
Total Gross - CIT
Total Gross - PIT
Total Gross

s.69(1)(g) re: (d)
s.69(1)(g) re: (e)

	\$ million				
	CEWS 4week	Period 5	Period 6	Period 7	Period 8

Furloughed employee portion
Gross - CIT
Gross - PIT
CEWS New scheme
Gross - CIT
Gross - PIT
Total Gross - CIT
Total Gross - PIT
Total Gross

		\$ million				
		CEWS 4week	Period 5	Period6	Period7	Period8
Furlounged employee portion						
Gross - CIT						
Gross - PIT						
CEWS New scheme						
Gross - CIT						
Gross - PIT						
Total Gross - CIT						
Total Gross - PIT						
Total Gross						

		\$ million			
		CEWS 4week	Period 5	Period6	Period7
Furlounged employee portion					
Gross - CIT					
Gross - PIT					
CEWS New scheme					
Gross - CIT					
Gross - PIT					
Total Gross - CIT					
Total Gross - PIT					
Total Gross					

		\$ million				
		CEWS 4week	Period 5	Period6	Period7	Period8
Furlounged employee portion						
Gross - CIT						
Gross - PIT						
CEWS New scheme						
Gross - CIT						
Gross - PIT						
Total Gross - CIT						
Total Gross - PIT						
Total Gross						

s.69(1)(g) re: (d)

		\$ million				
		CEWS 4week	Period 5	Period6	Period7	Period8
Furlounged employee portion						
Gross - CIT						
Gross - PIT						
CEWS New scheme						
Gross - CIT						
Gross - PIT						
Total Gross - CIT						

s.69(1)(g) re: (e)

s.69(1)(g) re: (e)

	CEWS 4week	Period 5	Period6	Period7	Period8	Period9	Period10
<i>Furloughed employee portion</i>							
Gross - CIT							
Gross - PIT							
<i>CEWS New scheme</i>							
Gross - CIT							
Gross - PIT							
Total Gross - CIT							
Total Gross - PIT							
Total Gross							

	\$ million						
	CEWS 4week	Period 5	Period 6	Period 7	Period 8	Period 9	Period 10
<i>Furloughed employee portion</i>							
Gross - CIT							
Gross - PIT							
<i>CEWS New scheme</i>							
Gross - CIT							
Gross - PIT							
Total Gross - CIT							
Total Gross - PIT							
Total Gross							

	\$ million						
	CEWS 4week	Period 5	Period6	Period7	Period8	Period9	Period10
<i>Furloughed employee portion</i>							
Gross - CIT							
Gross - PIT							
<i>CEWS New scheme</i>							
Gross - CIT							
Gross - PIT							
Total Gross - CIT							
Total Gross - PIT							
Total Gross							

\$ million

s.69(1)(g) re: (d)

s.69(1)(g) re: (e)

		CEWS 4week	Period 5	Period6	Period 7	Period8	Period9	Period 10
Furlounged employee portion								
Gross - CIT								
Gross - PIT								
CEWS New scheme								
Gross - CIT								
Gross - PIT								
Total Gros s - CIT								
Total Gros s - PIT								
Total Gros s								

					\$ million			
		CEWS 4week	Period 5	Period6	Period 7	Period8	Period9	Period 10
Furlounged employee portion								
Gross - CIT								
Gross - PIT								
CEWS New scheme								
Gross - CIT								
Gross - PIT								
Total Gros s - CIT								
Total Gros s - PIT								
Total Gros s								

					\$ million			
		CEWS 4week	Period 5	Period6	Period 7	Period8	Period9	Period 10
Furlounged employee portion								
Gross - CIT								
Gross - PIT								
CEWS New scheme								
Gross - CIT								
Gross - PIT								
Total Gros s - CIT								
Total Gros s - PIT								
Total Gros s								

					\$ million			
		CEWS 4week	Period 5	Period6	Period 7	Period8	Period9	Period 10
Furlounged employee portion								
Gross - CIT								
Gross - PIT								
CEWS New scheme								
Gross - CIT								
Gross - PIT								
Total Gros s - CIT								
Total Gros s - PIT								
Total Gros s								

s.69(1)(g) re: (d)

s.69(1)(g) re: (e)

	CEWS 4week	Period 5	Period6	Period7	Period8	Period9	Period10
<i>Furloughed employee portion</i>							
Gross - CIT							
Gross - PIT							
<i>CEWS New scheme</i>							
Gross - CIT							
Gross - PIT							
Total Gross - CIT							
Total Gross - PIT							
Total Gross							

[illegible]

	CEWS 4week	Period 5	Period 6	Period 7	Period 8	Period 9	Period 10
<i>Furloughed employee portion</i>							
Gross - CIT							
Gross - PIT							
<i>CEWS New scheme</i>							
Gross - CIT							
Gross - PIT							
Total Gross - CIT							
Total Gross - PIT							
Total Gross							

	\$ million						
	CEWS 4week	Period 5	Period 6	Period 7	Period 8	Period 9	Period 10
<i>Furloughed employee portion</i>							
Gross - CIT					s.69(1)(g) re: (d)		
Gross - PIT							
<i>CEWS New scheme</i>					s.69(1)(g) re: (e)		

Gross - PIT

Total Gross - PIT

Gross - CIT

Gross - PIT

CEWS New scheme

Gross - CIT

Gross - PIT

Total Gross - CIT

Total Gross - PIT

Total Gross

Gross - CIT

Gross - PIT

CEWS New scheme

Gross - CIT

Gross - PIT

Total Gross - CIT

Total Gross - PIT

Total Gross

Gross - CIT

Gross - PIT

CEWS New scheme

Gross - CIT

Gross - PIT

Total Gross - CIT

Total Gross - PIT

Total Gross

s.69(1)(g) re: (d)

s.69(1)(g) re: (e)

[illegible]

	CEWS 4week	Period 5	Period 6	Period 7	Period 8	Period 9	Period 10
<i>Furloughed employee portion</i>							
Gross - CIT							
Gross - PIT							
<i>CEWS New scheme</i>							
Gross - CIT							
Gross - PIT							
Total Gross - CIT							
Total Gross - PIT							
Total Gross							

	CEWS 4week	Period 5	Period 6	Period 7	Period 8	Period 9	Period 10
<i>Furloughed employee portion</i>							
Gross - CIT							
Gross - PIT							
<i>CEWS New scheme</i>							
Gross - CIT							
Gross - PIT							
Total Gross - CIT							
Total Gross - PIT							
Total Gross							

	CEWS 4week	Period 5	Period 6	Period 7	Period 8	Period 9	Period 10
<i>Furloughed employee portion</i>							
Gross - CIT							
Gross - PIT							
<i>CEWS New scheme</i>							
Gross - CIT							
Gross - PIT							
Total Gross - CIT							

s.69(1)(g) re: (d)

s.69(1)(g) re: (e)

Total Gross - PIT

Total Gross

Furloughed employee portion

Gross - CIT

Gross - PIT

CEWS New scheme

Gross - CIT

Gross - PIT

Total Gross - CIT

Total Gross - PIT

Total Gross

Furloughed employee portion

Gross - CIT

Gross - PIT

CEWS New scheme

Gross - CIT

Gross - PIT

Total Gross - CIT

Total Gross - PIT

Total Gross

Furloughed employee portion

Gross - CIT

Gross - PIT

CEWS New scheme

Gross - CIT

Gross - PIT

Total Gross - CIT

Total Gross - PIT

Total Gross

s.69(1)(g) re: (d)

s.69(1)(g) re: (e)

	Jan-2 020	Feb-2020	Mar-2020	Apr -2020	May-2 020	Jun-2020	Jul-2020	Aug -2020	Sep-2020	Oct-20 20	Nov-20 20	Dec-2020
--	-----------	----------	----------	-----------	-----------	----------	----------	-----------	----------	-----------	-----------	----------

s.18(d)
s.21(1)(b)

4-we ek Period	\$ million											
	CEWS 4week	Period 5	Period6	Period 7	Period8	Period9	Period 10					

Total Gross - CIT	
Total Gross - PIT	
Total Gross	

4-we ek Period	\$ million											
	CEWS 4week	Period 5	Period6	Period 7	Period8	Period9	Period 10					

Total Gross - CIT	
Total Gross - PIT	
Total Gross	

	CEWS 4week	Period 5	Period6	Period 7	Period8	Period9
--	------------	----------	---------	----------	---------	---------

Total Gross - CIT	
Total Gross - PIT	
Total Gross	

s.69(1)(g) re: (d)
s.69(1)(g) re: (e)

	\$ million											
	CEWS 4week	Period 5	Period6	Period 7								

Furlounged employee portion
Gross - CIT
Gross - PIT
CEWS New scheme
Gross - CIT
Gross - PIT
Total Gross - CIT
Total Gross - PIT
Total Gross

--	--

	\$ million											
	CEWS 4week	Period 5	Period6	Period 7								

Furlounged employee portion
Gross - CIT
Gross - PIT
CEWS New scheme
Gross - CIT
Gross - PIT

Total Gross - CIT
Total Gross - PIT
Total Gross

		\$ million				
		CEWS 4week	Period 5	Period 6	Period 7	Period 8

Furlounged employee portion

Gross - CIT

Gross - PIT

CEWS New scheme

Gross - CIT

Gross - PIT

Total Gross - CIT

Total Gross - PIT

Total Gross

		\$ million			
		CEWS 4week	Period 5	Period 6	Period 7

Furlounged employee portion

Gross - CIT

Gross - PIT

CEWS New scheme

Gross - CIT

Gross - PIT

Total Gross - CIT

Total Gross - PIT

Total Gross

s.69(1)(g) re: (d)

s.69(1)(g) re: (e)

		\$ million				
		CEWS 4week	Period 5	Period 6	Period 7	Period 8

Furlounged employee portion

Gross - CIT

Gross - PIT

CEWS New scheme

Gross - CIT

Gross - PIT

Total Gross - CIT

Total Gross - PIT

Total Gross

		\$ million				
		CEWS 4week	Period 5	Period6	Period7	Period8
Furlounged employee portion						
Gross - CIT						
Gross - PIT						
CEWS New scheme						
Gross - CIT						
Gross - PIT						
Total Gross - CIT						
Total Gross - PIT						
Total Gross						

		\$ million			
		CEWS 4week	Period 5	Period6	Period7
Furlounged employee portion					
Gross - CIT					
Gross - PIT					
CEWS New scheme					
Gross - CIT					
Gross - PIT					
Total Gross - CIT					
Total Gross - PIT					
Total Gross					

		\$ million				
		CEWS 4week	Period 5	Period6	Period7	Period8
Furlounged employee portion						
Gross - CIT						
Gross - PIT						
CEWS New scheme						
Gross - CIT						
Gross - PIT						
Total Gross - CIT						
Total Gross - PIT						
Total Gross						

		\$ million				
		CEWS 4week	Period 5	Period6	Period7	Period8
Furlounged employee portion						
Gross - CIT						
Gross - PIT						
CEWS New scheme						
Gross - CIT						
Gross - PIT						
Total Gross - CIT						

s.69(1)(g) re: (d)

s.69(1)(g) re: (e)

CEWS 4week	Period 5	Period 6	Period 7
------------	----------	----------	----------

CEWS 4week	Period 5	Period 6	Period 7	Period 8	Period 9	Period 10
------------	----------	----------	----------	----------	----------	-----------

CEWS 4week	Period 5	Period 6	Period 7	Period 8	Period 9	Period 10
------------	----------	----------	----------	----------	----------	-----------

CEWS 4week	Period 5	Period 6	Period 7	Period 8	Period 9	Period 10
------------	----------	----------	----------	----------	----------	-----------

s.69(1)(g) re: (e)

CEWS 4week	Period 5	Period6	Period7	Period8
------------	----------	---------	---------	---------

Period 1	Period 2	Period 3
----------	----------	----------

002773

	CEWS 4week	Period 5	Period 6	Period 7	Period 8	Period 9	Period 10
<i>Furloughed employee portion</i>							
Gross - CIT							
Gross - PIT							
<i>CEWS New scheme</i>							
Gross - CIT							
Gross - PIT							
Total Gross - CIT							
Total Gross - PIT							
Total Gross							

	CEWS 4week	Period 5	Period6	Period 7	Period8	Period 9	Period 10
<i>Curiousgea employee portion</i>							
Gross - CIT							
Gross - PIT							
<i>CEWS New scheme</i>							
Gross - CIT							
Gross - PIT							
Total Gross - CIT							
Total Gross - PIT							
Total Gross							

[illegible]

	CEWS 4week	Period 5	Period6	Period7	Period8	Period9	Period10
<i>Furloughed employee portion</i>							
Gross - CIT							
Gross - PIT							
<i>CEWS New scheme</i>							
Gross - CIT							
Gross - PIT							
Total Gross - CIT							
Total Gross - PIT							
Total Gross							

s.69(1)(g) re: (d)

s.69(1)(g) re: (e)

	CEWS 4week	Period 5	Period 6	Period 7	Period 8	Period 9	Period 10
<i>Unfunded employee portion</i>							
Gross - CIT							
Gross - PIT							
<i>CEWS New scheme</i>							
Gross - CIT							
Gross - PIT							
Total Gross - CIT							
Total Gross - PIT							
Total Gross							

	\$ million	CEWS 4week	Period 5	Period6	Period7	Period8	Period9	Period10
Furloughed employee portion								
Gross - CIT								
Gross - PIT								
CEWS New scheme								
Gross - CIT								
Gross - PIT								
Total Gross -CIT								
Total Gross -PIT								
Total Gross								

[illegible][illegible]

Gross - PIT

Total Gross - PIT

Gross - CIT

Gross - PIT

CEWS New scheme

Gross - CIT

Gross - PIT

Total Gross - CIT

Total Gross - PIT

Total Gross

Gross - CIT

Gross - PIT

CEWS New scheme

Gross - CIT

Gross - PIT

Total Gross - CIT

Total Gross - PIT

Total Gross

Gross - CIT

Gross - PIT

CEWS New scheme

Gross - CIT

Gross - PIT

Total Gross - CIT

Total Gross - PIT

Total Gross

s.69(1)(g) re: (d)

s.69(1)(g) re: (e)

	CEWS 4week	Period 5	Period6	Period7	Period8	Period9	Period10
<i>Furloughed employee portion</i>							
Gross - CIT							
Gross - PIT							
<i>CEWS New scheme</i>							
Gross - CIT							
Gross - PIT							
Total Gross - CIT							
Total Gross - PIT							
Total Gross							

	CEWS 4week	Period 5	Period 6	Period 7	Period 8	Period 9	Period 10
<i>Furloughed employee portion</i>							
Gross - CIT							
Gross - PIT							
<i>CEWS New scheme</i>							
Gross - CIT							
Gross - PIT							
Total Gross - CIT							
Total Gross - PIT							
Total Gross							

	CEWS 4week	Period 5	Period 6	Period 7	Period 8	Period 9	Period 10
<i>Furloughed employee portion</i>							
Gross - CIT							
Gross - PIT							
<i>CEWS New scheme</i>							
Gross - CIT							
Gross - PIT							
Total Gross - CIT							
Total Gross - PIT							
Total Gross							

	CEWS 4week	Period 5	Period6	Period 7	Period8	Period 9	Period 10
<i>Furloughed employee portion</i>							
Gross - CIT							
Gross - PIT							
<i>CEWS New scheme</i>							
Gross - CIT							
Gross - PIT							
Total Gross - CIT							

s.69(1)(g) re: (d)

s.69(1)(g) re: (e)

CEWS 4week	Period 5	Period 6	Period 7	Period 8	Period 9	Period 10
------------	----------	----------	----------	----------	----------	-----------

Gross - CIT

CEWS New scheme

Gross - PIT

Total Gross - PIT

CEWS 4week	Period 5	Period 6	Period 7	Period 8	Period 9	Period 10
------------	----------	----------	----------	----------	----------	-----------

Gross - CIT

CEWS New scheme

Gross - PIT

Total Gross - PIT

CEWS 4week	Period 5	Period 6	Period 7	Period 8	Period 9	Period 10
------------	----------	----------	----------	----------	----------	-----------

Gross - CIT

CEWS New scheme

Gross - PIT

Total Gross - PIT

s.69(1)(g) re: (e)

	Jan-2 020	Feb-2020	Mar-2020	Apr -2020	May-2 020	Jun-2020	Jul-2020	Aug-2020	Sep-2020	Oct-20 20	Nov-20 20	Dec-2020
--	-----------	----------	----------	-----------	-----------	----------	----------	----------	----------	-----------	-----------	----------

12.2%	9.4%	8.5%	8.4%	7.8%
-------	------	------	------	------

4-week Period

\$ million

CEWS 4week	Period 5	Period 6	Period 7	Period 8	Period 9	Period 10
------------	----------	----------	----------	----------	----------	-----------

Total Gross - CIT

Total Gross - PIT

Total Gross

4-week Period

\$ million

CEWS 4week	Period 5	Period 6	Period 7	Period 8	Period 9	Period 10
------------	----------	----------	----------	----------	----------	-----------

Total Gross - CIT

Total Gross - PIT

Total Gross

CEWS 4week	Period 5	Period6	Period7	Period8	Period9
------------	----------	---------	---------	---------	---------

Total Gross - CIT

Total Gross - PIT

Total Gross

\$ million

CEWS 4week	Period 5	Period6	Period7
------------	----------	---------	---------

Furloughed employee portion

Gross - CIT

Gross - PIT

CEWS New scheme

Gross - CIT

Gross - PIT

Total Gross - CIT

Total Gross - PIT

Total Gross

\$ million

CEWS 4week	Period 5	Period6	Period7
------------	----------	---------	---------

Furloughed employee portion

Gross - CIT

Gross - PIT

CEWS New scheme

Gross - CIT

Gross - PIT

s.18(d)

s.21(1)(b)

s.69(1)(g) re: (d)

s.69(1)(g) re: (e)

Total Gross - CIT
Total Gross - PIT
Total Gross

	\$ million				
	CEWS 4week	Period 5	Period 6	Period 7	Period 8

Furlounged employee portion
Gross - CIT
Gross - PIT
CEWS New scheme
Gross - CIT
Gross - PIT
Total Gross - CIT
Total Gross - PIT
Total Gross

	\$ million			
	CEWS 4week	Period 5	Period 6	Period 7

Furlounged employee portion
Gross - CIT
Gross - PIT
CEWS New scheme
Gross - CIT
Gross - PIT
Total Gross - CIT
Total Gross - PIT
Total Gross

s.69(1)(g) re: (d)
s.69(1)(g) re: (e)

	\$ million				
	CEWS 4week	Period 5	Period 6	Period 7	Period 8

Furlounged employee portion
Gross - CIT
Gross - PIT
CEWS New scheme
Gross - CIT
Gross - PIT
Total Gross - CIT
Total Gross - PIT
Total Gross

		\$ million				
		CEWS 4week	Period 5	Period6	Period7	Period8
Furlounged employee portion						
Gross - CIT						
Gross - PIT						
CEWS New scheme						
Gross - CIT						
Gross - PIT						
Total Gros s - CIT						
Total Gros s - PIT						
Total Gros s						

		\$ million			
		CEWS 4week	Period 5	Period6	Period7
Furlounged employee portion					
Gross - CIT					
Gross - PIT					
CEWS New scheme					
Gross - CIT					
Gross - PIT					
Total Gros s - CIT					
Total Gros s - PIT					
Total Gros s					

		\$ million				
		CEWS 4week	Period 5	Period6	Period7	Period8
Furlounged employee portion						
Gross - CIT						
Gross - PIT						
CEWS New scheme						
Gross - CIT						
Gross - PIT						
Total Gros s - CIT						
Total Gros s - PIT						
Total Gros s						

s.69(1)(g) re: (d)

s.69(1)(g) re: (e)

		\$ million				
		CEWS 4week	Period 5	Period6	Period7	Period8
Furlounged employee portion						
Gross - CIT						
Gross - PIT						
CEWS New scheme						
Gross - CIT						
Gross - PIT						
Total Gros s - CIT						

Total Gross - PIT

Total Gross

Furloughed employee portion

Gross - CIT

Gross - PIT

CEWS New scheme

Gross - CIT

Gross - PIT

Total Gross - CIT

Total Gross - PIT

Total Gross

Furloughed employee portion

Gross - CIT

Gross - PIT

CEWS New scheme

Gross - CIT

Gross - PIT

Total Gross - CIT

Total Gross - PIT

Total Gross

Furloughed employee portion

Gross - CIT

Gross - PIT

CEWS New scheme

Gross - CIT

Gross - PIT

Total Gross - CIT

Total Gross - PIT

Total Gross

fundraising employee portion

Gross - CIT

s.69(1)(g) re: (d)

s.69(1)(g) re: (e)

Total Gross

s.69(1)(g) re: (e)

Total Gross

Total Gross

	CEWS 4week	Period 5	Period6	Period7	Period8	Period9	Period10
<i>Furloughed employee portion</i>							
Gross - CIT							
Gross - PIT							
<i>CEWS New scheme</i>							
Gross - CIT							
Gross - PIT							
Total Gross - CIT							
Total Gross - PIT							
Total Gross							

	\$ million	CEWS 4week	Period 5	Period6	Period7	Period8	Period9	Period10
Furloughed employee portion								
Gross - CIT								
Gross - PIT								
CEWS New scheme								
Gross - CIT								
Gross - PIT								
Total Gross - CIT								
Total Gross - PIT								
Total Gross								

	CEWS 4week	Period 5	Period6	Period7	Period8	Period9	Period10
<i>Furloughed employee portion</i>							
Gross - CIT							
Gross - PIT							
<i>CEWS New scheme</i>							
Gross - CIT							
Gross - PIT							
Total Gross - CIT							
Total Gross - PIT							
Total Gross							

\$ million

s.69(1)(g) re: (d)

s.69(1)(g) re: (e)

	CEWS 4week	Period 5	Period 6	Period 7	Period 8	Period 9	Period 10
<i>Furloughed employee portion</i>							
Gross - CIT							
Gross - PIT							
<i>CEWS New scheme</i>							
Gross - CIT							
Gross - PIT							
Total Gross - CIT							
Total Gross - PIT							
Total Gross							

	CEWS 4week	Period 5	Period 6	Period 7	Period 8	Period 9	Period 10
<i>Furloughed employee portion</i>							
Gross - CIT							
Gross - PIT							
<i>CEWS New scheme</i>							
Gross - CIT							
Gross - PIT							
Total Gross - CIT							
Total Gross - PIT							
Total Gross							

	CEWS 4week	Period 5	Period6	Period7	Period8	Period9	Period10
<i>Furloughed employee portion</i>							
Gross - CIT							
Gross - PIT							
<i>CEWS New scheme</i>							
Gross - CIT							
Gross - PIT							
Total Gross - CIT							
Total Gross - PIT							
Total Gross							

[illegible]

s.69(1)(g) re: (d)

s.69(1)(g) re: (e)

[illegible]

	\$ million						
	CEWS 4week	Period 5	Period6	Period7	Period8	Period9	Period10
Furloughed employee portion							
Gross - CIT							
Gross - PIT							
CEWS New scheme							
Gross - CIT							
Gross - PIT							
Total Gros s -CIT							
Total Gros s -PIT							
Total Gros s							

	\$ million	CEWS 4week	Period 5	Period6	Period7	Period8	Period9	Period10
Furloughed employee portion								
Gross - CIT								
Gross - PIT								
CEWS New scheme								
Gross - CIT								
Gross - PIT								
Total Gross - CIT								
Total Gross - PIT								
Total Gross								

	CEWS 4week	Period 5	Period6	Period 7	Period8	Period 9	Period 10
<i>Furloughed employee portion</i>							
Gross - CIT							
Gross - PIT							
<i>CEWS New scheme</i>							

Gross - PIT

Total Gross - PIT

Gross - CIT

Gross - PIT

CEWS New scheme

Gross - CIT

Gross - PIT

Total Gross - CIT

Total Gross - PIT

Total Gross

Gross - CIT

Gross - PIT

CEWS New scheme

Gross - CIT

Gross - PIT

Total Gross - CIT

Total Gross - PIT

Total Gross

Gross - CIT

Gross - PIT

CEWS New scheme

Gross - CIT

Gross - PIT

Total Gross - CIT

Total Gross - PIT

Total Gross

s.69(1)(g) re: (e)

	CEWS 4week	Period 5	Period 6	Period 7	Period 8	Period 9	Period 10
<i>Furloughed employee portion</i>							
Gross - CIT							
Gross - PIT							
<i>CEWS New scheme</i>							
Gross - CIT							
Gross - PIT							
Total Gross - CIT							
Total Gross - PIT							
Total Gross							

	CEWS 4week	Period 5	Period 6	Period 7	Period 8	Period 9	Period 10
<i>Furloughed employee portion</i>							
Gross - CIT							
Gross - PIT							
<i>CEWS New scheme</i>							
Gross - CIT							
Gross - PIT							
Total Gross - CIT							
Total Gross - PIT							
Total Gross							

	CEWS 4week	Period 5	Period 6	Period 7	Period 8	Period 9	Period 10
<i>Furloughed employee portion</i>							
Gross - CIT							
Gross - PIT							
<i>CEWS New scheme</i>							
Gross - CIT							
Gross - PIT							
Total Gross - CIT							
Total Gross - PIT							
Total Gross							

	CEWS 4week	Period 5	Period 6	Period 7	Period 8	Period 9	Period 10
<i>Furloughed employee portion</i>							
Gross - CIT							
Gross - PIT							
<i>CEWS New scheme</i>							
Gross - CIT							
Gross - PIT							
Total Gross - CIT							

s.69(1)(g) re: (d)

s.69(1)(g) re: (e)

Total Gross - PIT

Total Gross

Furloughed employee portion

Gross - CIT

Gross - PIT

CEWS New scheme

Gross - CIT

Gross - PIT

Total Gross - CIT

Total Gross - PIT

Total Gross

Furloughed employee portion

Gross - CIT

Gross - PIT

CEWS New scheme

Gross - CIT

Gross - PIT

Total Gross - CIT

Total Gross - PIT

Total Gross

Furloughed employee portion

Gross - CIT

Gross - PIT

CEWS New scheme

Gross - CIT

Gross - PIT

Total Gross - CIT

Total Gross - PIT

Total Gross

s.69(1)(g) re: (d)

s.69(1)(g) re: (e)

	Jan-2 020	Feb-2020	Mar-2020	Apr -2020	May-2 020	Jun-2020	Jul-2020	Aug -2020	Sep-2020	Oct-20 20	Nov-20 20	Dec-2020
--	-----------	----------	----------	-----------	-----------	----------	----------	-----------	----------	-----------	-----------	----------

4-we ek Period	\$ million											
	CEWS 4week	Period 5	Period6	Period 7	Period8	Period9	Period10					

Total Gross - CIT	
Total Gross - PIT	
Total Gross	

4-we ek Period	\$ million											
	CEWS 4week	Period 5	Period6	Period 7	Period8	Period9	Period10					

Total Gross - CIT	
Total Gross - PIT	
Total Gross	

	CEWS 4week	Period 5	Period6	Period 7	Period8	Period9						
--	------------	----------	---------	----------	---------	---------	--	--	--	--	--	--

Total Gross - CIT	
Total Gross - PIT	
Total Gross	

	\$ million											
	CEWS 4week	Period 5	Period6	Period 7								

Furlounged employee portion
Gross - CIT
Gross - PIT
CEWS New scheme
Gross - CIT
Gross - PIT
Total Gross - CIT
Total Gross - PIT
Total Gross

Take up rate	\$ million											
	CEWS 4week	Period 5	Period6	Period 7								

Furlounged employee portion
Gross - CIT
Gross - PIT
CEWS New scheme
Gross - CIT
Gross - PIT

s.18(d)
s.21(1)(b)

s.69(1)(g) re: (d)
s.69(1)(g) re: (e)

Furloughed employee portion

Gross - PIT

Gross - CIT

Total Gross - CIT

Furloughed employee portion

Gross - PIT

Gross - CIT

Total Gross

furionged employee portion

Gross - PIT

Gross - CIT

Total Gross - CIT

s.69(1)(g) re: (e)

		\$ million				
		CEWS 4week	Period 5	Period6	Period7	Period8
Furlounged employee portion						
Gross - CIT						
Gross - PIT						
CEWS New scheme						
Gross - CIT						
Gross - PIT						
Total Gross - CIT						
Total Gross - PIT						
Total Gross						

		\$ million			
		CEWS 4week	Period 5	Period6	Period7
Furlounged employee portion					
Gross - CIT					
Gross - PIT					
CEWS New scheme					
Gross - CIT					
Gross - PIT					
Total Gross - CIT					
Total Gross - PIT					
Total Gross					

		\$ million				
		CEWS 4week	Period 5	Period6	Period7	Period8
Furlounged employee portion						
Gross - CIT						
Gross - PIT						
CEWS New scheme						
Gross - CIT						
Gross - PIT						
Total Gross - CIT						
Total Gross - PIT						
Total Gross						

		\$ million				
		CEWS 4week	Period 5	Period6	Period7	Period8
Furlounged employee portion						
Gross - CIT						
Gross - PIT						
CEWS New scheme						
Gross - CIT						
Gross - PIT						
Total Gross - CIT						

s.69(1)(g) re: (d)

s.69(1)(g) re: (e)

Total Gross - PIT

Total Gross

— 1 —

	<i>\$ million</i>			
	CEWS 4week	Period 5	Period 6	Period 7

Furloughed employee portion

Gross - CIT

Gross - PIT

CEWS New scheme

Gross - CIT

Gross - PIT

Total Gross - CIT

Total Gross - PIT

Total Gross

	CEWS 4week	Period 5	Period 6	Period 7	Period 8	Period 9	Period 10

Furloughed employee portion

Gross - CIT

Gross - PIT

CEWS New scheme

Gross - CIT

Gross - PIT

Total Gross - CIT

Total Gross - PIT

Total Gross

	CEWS 4week	Period 5	Period 6	Period 7	Period 8	Period 9	Period 10

Furloughed employee portion

Gross - CIT

Gross - PIT

CEWS New scheme

Gross - CIT

Gross - PIT

Total Gross - CIT

Total Gross - PIT

Total Gross

	CEWS 4week	Period 5	Period 6	Period 7	Period 8	Period 9	Period 10

Furloughed employee portion

Gross - CIT

s.69(1)(g) re: (d)

s.69(1)(g) re: (e)

Total Gross

CEWS 4week	Period 5	Period6	Period7	Period8
------------	----------	---------	---------	---------

Total Gross

	Period 1	Period 2	Period 3
1. <i>Revenue</i>	100	100	100
2. <i>Cost of sales</i>	60	60	60
3. <i>Gross profit</i>	40	40	40
4. <i>Operating expenses</i>	20	20	20
5. <i>Operating profit</i>	20	20	20
6. <i>Interest expense</i>	10	10	10
7. <i>Income before taxes</i>	10	10	10
8. <i>Taxes</i>	5	5	5
9. <i>Net income</i>	5	5	5

Total Gross

CEWS 4week	Period 5	Period6	Period7	Period8	Period9	Period10
------------	----------	---------	---------	---------	---------	----------

		CEWS 4week	Period 5	Period6	Period 7	Period8	Period9	Period 10
Furlounged employee portion								
Gross - CIT								
Gross - PIT								
CEWS New scheme								
Gross - CIT								
Gross - PIT								
Total Gross - CIT								
Total Gross - PIT								
Total Gross								

				\$ million				
		CEWS 4week	Period 5	Period6	Period 7	Period8	Period9	Period 10
Furlounged employee portion								
Gross - CIT								
Gross - PIT								
CEWS New scheme								
Gross - CIT								
Gross - PIT								
Total Gross - CIT								
Total Gross - PIT								
Total Gross								

s.69(1)(g) re: (d)

s.69(1)(g) re: (e)

				\$ million				
		CEWS 4week	Period 5	Period6	Period 7	Period8	Period9	Period 10
Furlounged employee portion								
Gross - CIT								
Gross - PIT								
CEWS New scheme								
Gross - CIT								
Gross - PIT								
Total Gross - CIT								
Total Gross - PIT								
Total Gross								

				\$ million				
		CEWS 4week	Period 5	Period6	Period 7	Period8	Period9	Period 10
Furlounged employee portion								
Gross - CIT								
Gross - PIT								
CEWS New scheme								
Gross - CIT								
Gross - PIT								
Total Gross - CIT								
Total Gross - PIT								
Total Gross								

	CEWS 4week	Period 5	Period6	Period7	Period8	Period9	Period10
<i>Furloughed employee portion</i>							
Gross - CIT							
Gross - PIT							
<i>CEWS New scheme</i>							
Gross - CIT							
Gross - PIT							
Total Gross - CIT							
Total Gross - PIT							
Total Gross							

[illegible][illegible]

	\$ million									
		CEWS 4week	Period 5	Period6	Period7	Period8	Period9	Period10		
Furloughed employee portion										
Gross - CIT										
Gross - PIT										
CEWS New scheme							s.69(1)(g) re: (d)			
							s.69(1)(g) re: (e)			

Gross - PIT

Total Gross - PIT

Gross - CIT

Gross - PIT

CEWS New scheme

Gross - CIT

Gross - PIT

Total Gross - CIT

Total Gross - PIT

Total Gross

Gross - CIT

Gross - PIT

CEWS New scheme

Gross - CIT

Gross - PIT

Total Gross - CIT

Total Gross - PIT

Total Gross

Gross - CIT

Gross - PIT

CEWS New scheme

Gross - CIT

Gross - PIT

Total Gross - CIT

Total Gross - PIT

Total Gross

s.69(1)(g) re: (d)

s.69(1)(g) re: (e)

<i>Furloughed employee portion</i>	
Gross - CIT	
Gross - PIT	
<i>CEWS New scheme</i>	
Gross - CIT	
Gross - PIT	
Total Gross - CIT	
Total Gross - PIT	
Total Gross	

<i>Furloughed employee portion</i>									
Gross - CIT									
Gross - PIT									
<i>CEWS New scheme</i>									
Gross - CIT									
Gross - PIT									
Total Gross - CIT									
Total Gross - PIT									
Total Gross									

<i>Furloughed employee portion</i>									
Gross - CIT									
Gross - PIT									
<i>CEWS New scheme</i>									
Gross - CIT									
Gross - PIT									
Total Gross - CIT									
Total Gross - PIT									
Total Gross									

<i>Furloughed employee portion</i>									
Gross - CIT									
Gross - PIT									
<i>CEWS New scheme</i>									
Gross - CIT									
Gross - PIT									
Total Gross - CIT									

s.69(1)(g) re: (d)

s.69(1)(g) re: (e)

s.69(1)(g) re: (e)

	Jan-2 020	Feb-2020	Mar-2020	Apr -2020	May-2 020	Jun-2020	Jul-2020	Aug -2020	Sep-2020	Oct-20 20	Nov-20 20	Dec-2020

s.18(d)
s.21(1)(b)

4-we ek Period												

Total Gross - CIT												
Total Gross - PIT												
Total Gross												

4-we ek Period												

Total Gross - CIT												
Total Gross - PIT												
Total Gross												

Total Gross - CIT												
Total Gross - PIT												
Total Gross												

s.69(1)(g) re: (d)
s.69(1)(g) re: (e)

Furlounged employee portion												
Gross - CIT												
Gross - PIT												
CEWS New scheme												
Gross - CIT												
Gross - PIT												
Total Gross - CIT												
Total Gross - PIT												
Total Gross												

.....

Furlounged employee portion												
Gross - CIT												
Gross - PIT												
CEWS New scheme												
Gross - CIT												
Gross - PIT												

Furloughed employee portion

Gross - CIT	
Gross - PIT	
<i>CEWS New scheme</i>	
Gross - CIT	
Gross - PIT	
Total Gross - CIT	
Total Gross - PIT	
Total Gross	

Furloughed employee portion

Gross - CIT	
Gross - PIT	
<i>CEWS New scheme</i>	
Gross - CIT	
Gross - PIT	
Total Gross - CIT	
Total Gross - PIT	
Total Gross	

Unmarried employee portion
 Gross - CIT
 Gross - PIT
 CEWS New scheme
 Gross - CIT
 Gross - PIT
Total Gross - CIT
Total Gross - PIT
Total Gross

s.69(1)(g) re: (e)

		\$ million				
		CEWS 4week	Period 5	Period6	Period7	Period8
Furlounged employee portion						
Gross - CIT						
Gross - PIT						
CEWS New scheme						
Gross - CIT						
Gross - PIT						
Total Gross - CIT						
Total Gross - PIT						
Total Gross						

		\$ million			
		CEWS 4week	Period 5	Period6	Period7
Furlounged employee portion					
Gross - CIT					
Gross - PIT					
CEWS New scheme					
Gross - CIT					
Gross - PIT					
Total Gross - CIT					
Total Gross - PIT					
Total Gross					

		\$ million				
		CEWS 4week	Period 5	Period6	Period7	Period8
Furlounged employee portion						
Gross - CIT						
Gross - PIT						
CEWS New scheme						
Gross - CIT						
Gross - PIT						
Total Gross - CIT						
Total Gross - PIT						
Total Gross						

		\$ million				
		CEWS 4week	Period 5	Period6	Period7	Period8
Furlounged employee portion						
Gross - CIT						
Gross - PIT						
CEWS New scheme						
Gross - CIT						
Gross - PIT						
Total Gross - CIT						

s.69(1)(g) re: (d)

s.69(1)(g) re: (e)

002806

	CEWS 4week	Period 5	Period6	Period7	Period8	Period9	Period10
<i>Furloughed employee portion</i>							
Gross - CIT							
Gross - PIT							
<i>CEWS New scheme</i>							
Gross - CIT							
Gross - PIT							
Total Gross - CIT							
Total Gross - PIT							
Total Gross							

	CEWS 4week	Period 5	Period 6	Period 7	Period 8	Period 9	Period 10
<i>Furloughed employee portion</i>							
Gross - CIT							
Gross - PIT							
<i>CEWS New scheme</i>							
Gross - CIT							
Gross - PIT							
Total Gross - CIT							
Total Gross - PIT							
Total Gross							

	CEWS 4week	Period 5	Period 6	Period 7	Period 8	Period 9	Period 10
<i>Furloughed employee portion</i>							
Gross - CIT							
Gross - PIT							
<i>CEWS New scheme</i>							
Gross - CIT							
Gross - PIT							
Total Gross - CIT							
Total Gross - PIT							
Total Gross							

\$ million

s.69(1)(g) re: (d)

s.69(1)(g) re: (e)

		CEWS 4week	Period 5	Period6	Period 7	Period8	Period9	Period 10
Furlounged employee portion								
Gross - CIT								
Gross - PIT								
CEWS New scheme								
Gross - CIT								
Gross - PIT								
Total Gross - CIT								
Total Gross - PIT								
Total Gross								

					\$ million			
		CEWS 4week	Period 5	Period6	Period 7	Period8	Period9	Period 10
Furlounged employee portion								
Gross - CIT								
Gross - PIT								
CEWS New scheme								
Gross - CIT								
Gross - PIT								
Total Gross - CIT								
Total Gross - PIT								
Total Gross								

					\$ million			
		CEWS 4week	Period 5	Period6	Period 7	Period8	Period9	Period 10
Furlounged employee portion								
Gross - CIT								
Gross - PIT								
CEWS New scheme								
Gross - CIT								
Gross - PIT								
Total Gross - CIT								
Total Gross - PIT								
Total Gross								

					\$ million			
		CEWS 4week	Period 5	Period6	Period 7	Period8	Period9	Period 10
Furlounged employee portion								
Gross - CIT								
Gross - PIT								
CEWS New scheme								
Gross - CIT								
Gross - PIT								
Total Gross - CIT								
Total Gross - PIT								
Total Gross								

	CEWS 4week	Period 5	Period6	Period7	Period8	Period9	Period10
<i>Furloughed employee portion</i>							
Gross - CIT							
Gross - PIT							
<i>CEWS New scheme</i>							
Gross - CIT							
Gross - PIT							
Total Gross - CIT							
Total Gross - PIT							
Total Gross							

	\$ million	CEWS 4week	Period 5	Period6	Period7	Period8	Period9	Period10
Furloughed employee portion								
Gross - CIT								
Gross - PIT								
CEWS New scheme								
Gross - CIT								
Gross - PIT								
Total Gross -CIT								
Total Gros s -PIT								
Total Gros s								

[illegible][illegible]

Gross - PIT

Total Gross - PIT

CEWS 4week	Period 5	Period6	Period7	Period8	Period9	Period 10
------------	----------	---------	---------	---------	---------	-----------

Gross - CIT

Gross - PIT

CEWS New scheme

Gross - CIT

Gross - PIT

Total Gross - CIT

Total Gross - PIT

Total Gross

CEWS 4week	Period 5	Period6	Period7	Period8	Period9	Period 10
------------	----------	---------	---------	---------	---------	-----------

Furloughed employee portion

Gross - CIT

Gross - PIT

CEWS New scheme

Gross - CIT

Gross - PIT

Total Gross - CIT

Total Gross - PIT

Total Gross

CEWS 4week	Period 5	Period6	Period7	Period8	Period9	Period 10
------------	----------	---------	---------	---------	---------	-----------

Furloughed employee portion

Gross - CIT

Gross - PIT

CEWS New scheme

Gross - CIT

Gross - PIT

Total Gross - CIT

Total Gross - PIT

Total Gross

s.69(1)(g) re: (d)

s.69(1)(g) re: (e)

[illegible]

	CEWS 4week	Period 5	Period 6	Period 7	Period 8	Period 9	Period 10
<i>Furloughed employee portion</i>							
Gross - CIT							
Gross - PIT							
<i>CEWS New scheme</i>							
Gross - CIT							
Gross - PIT							
Total Gross - CIT							
Total Gross - PIT							
Total Gross							

	CEWS 4week	Period 5	Period 6	Period 7	Period 8	Period 9	Period 10
<i>Furloughed employee portion</i>							
Gross - CIT							
Gross - PIT							
<i>CEWS New scheme</i>							
Gross - CIT							
Gross - PIT							
Total Gross - CIT							
Total Gross - PIT							
Total Gross							

	CEWS 4week	Period 5	Period6	Period 7	Period8	Period 9	Period 10
<i>Furloughed employee portion</i>							
Gross - CIT							
Gross - PIT							
<i>CEWS New scheme</i>							
Gross - CIT							
Gross - PIT							
Total Gross - CIT							

s.69(1)(g) re: (d)

s.69(1)(g) re: (e)

s.69(1)(g) re: (e)

	Jan-2 020	Feb-2020	Mar-2020	Apr -2020	May-2 020	Jun-2020	Jul-2020	Aug -2020	Sep-2020	Oct-20 20	Nov-20 20	Dec-2020

s.18(d)
s.21(1)(b)

4-we ek Period												

Total Gross - CIT												
Total Gross - PIT												
Total Gross												

4-we ek Period												

Total Gross - CIT												
Total Gross - PIT												
Total Gross												

s.69(1)(g) re: (d)

s.69(1)(g) re: (e)

Total Gross - CIT												
Total Gross - PIT												
Total Gross												

Furlounged employee portion												
Gross - CIT												
Gross - PIT												
CEWS New scheme												
Gross - CIT												
Gross - PIT												
Total Gross - CIT												
Total Gross - PIT												
Total Gross												

Furlounged employee portion												
Gross - CIT												
Gross - PIT												
CEWS New scheme												
Gross - CIT												
Gross - PIT												

Total Gross - CIT
Total Gross - PIT
Total Gross

	\$ million				
	CEWS 4week	Period 5	Period 6	Period 7	Period 8
Furlounged employee portion					
Gross - CIT					
Gross - PIT					
CEWS New scheme					
Gross - CIT					
Gross - PIT					
Total Gross - CIT					
Total Gross - PIT					
Total Gross					

	\$ million			
	CEWS 4week	Period 5	Period 6	Period 7
Furlounged employee portion				
Gross - CIT				
Gross - PIT				
CEWS New scheme				
Gross - CIT				
Gross - PIT				
Total Gross - CIT				
Total Gross - PIT				
Total Gross				

	\$ million				
	CEWS 4week	Period 5	Period 6	Period 7	Period 8
Furlounged employee portion					
Gross - CIT					
Gross - PIT					
CEWS New scheme					
Gross - CIT					
Gross - PIT					
Total Gross - CIT					
Total Gross - PIT					
Total Gross					

s.69(1)(g) re: (d)

s.69(1)(g) re: (e)

	\$ million					
		CEWS 4week	Period 5	Period6	Period7	Period8
Furloughed employee portion						
Gross - CIT						
Gross - PIT						
CEWS New scheme						
Gross - CIT						
Gross - PIT						
Total Gross - CIT						
Total Gross - PIT						
Total Gross						

|--|--|--|--|--|--|--|--|--|--|--|--|--|--|--|--|--|--|--|--|--|--|--|--|--|--|--|--|--|--|--|--|--|--|--|--|--|--|--|--|--|--|--|--|--|--|--|--|--|--|--|--|--|--|--|--|--|--|--|--|--|--|--|--|--|--|--|--|--|--|--|--|--|--|--|--|--|--|--|--|--|--|--|--|--|--|--|--|--|--|--|--|--|--|--|--|--|--|--|--|--|--|--|--|--|--|--|--|--|--|--|--|--|--|--|--|--|--|--|--|--|--|--|--|--|--|--|--|--|--|--|--|--|--|--|--|--|--|--|--|--|--|--|--|--|--|--|--|--|--|--|--|--|--|--|--|--|--|--|--|--|--|--|--|--|--|--|--|--|--|--|--|--|--|--|--|--|--|--|--|--|--|--|--|--|--|--|--|--|--|--|--|--|--|--|--|--|--|--|--|--|--|--|--|--|--|--|--|--|--|--|--|--|--|--|--|--|--|--|--|--|--|--|--|--|--|--|--|--|--|--|--|--|--|--|--|--|--|--|--|--|--|--|--|--|--|--|--|--|--|--|--|--|--|--|--|--|--|--|--|--|--|--|--|--|--|--|--|--|--|--|--|--|--|--|--|--|--|--|--|--|--|--|--|--|--|--|--|--|--|--|--|--|--|--|--|--|--|--|--|--|--|--|--|--|--|--|--|--|--|--|--|--|--|--|--|--|--|--|--|--|--|--|--|--|--|--|--|--|--|--|--|--|--|--|--|--|--|--|--|--|--|--|--|--|--|--|--|--|--|--|--|--|--|--|--|--|--|--|--|--|--|--|--|--|--|--|--|--|--|--|--|--|--|--|--|--|--|--|--|--|--|--|--|--|--|--|--|--|--|--|--|--|--|--|--|--|--|--|--|--|--|--|--|--|--|--|--|--|--|--|--|--|--|--|--|--|--|--|--|--|--|--|--|--|--|--|--|--|--|--|--|--|--|--|--|--|--|--|--|--|--|--|--|--|--|--|--|--|--|--|--|--|--|--|--|--|--|--|--|--|--|--|--|--|--|--|--|--|--|--|--|--|--|--|--|--|--|--|--|--|--|--|--|--|--|--|--|--|--|--|--|--|--|--|--|--|--|--|--|--|--|--|--|--|--|--|--|--|--|--|--|--|--|--|--|--|--|--|--|--|--|--|--|--|--|--|--|--|--|--|--|--|--|--|--|--|--|--|--|--|--|--|--|--|--|--|--|--|--|--|--|--|--|--|--|--|--|--|--|--|--|--|--|--|--|--|--|--|--|--|--|--|--|--|--|--|--|--|--|--|--|--|--|--|--|--|--|--|--|--|--|--|--|--|--|--|--|--|--|--|--|--|--|--|--|--|--|--|--|--|--|--|--|--|--|--|--|--|--|--|--|--|--|--|--|--|--|--|--|--|--|--|--|--|--|--|--|--|--|--|--|--|--|--|--|--|--|--|--|--|--|--|--|--|--|--|--|--|--|--|--|--|--|--|--|--|--|--|--|--|--|--|--|--|--|--|--|--|--|--|--|--|--|--|--|--|--|--|--|--|--|--|--|--|--|--|--|--|--|--|--|--|--|--|--|--|--|--|--|--|--|--|--|--|--|--|--|--|--|--|--|--|--|--|--|--|--|--|--|--|--|--|--|--|--|--|--|--|--|--|--|--|--|--|--|--|--|--|--|--|--|--|--|--|--|--|--|--|--|--|--|--|--|--|--|--|--|--|--|--|--|--|--|--|--|--|--|--|--|--|--|--|--|--|--|--|--|--|--|--|--|--|--|--|--|--|--|--|--|--|--|--|--|--|--|--|--|--|--|--|--|--|--|--|--|--|--|--|--|--|--|--|--|--|--|--|--|--|--|--|--|--|--|--|--|--|--|--|--|--|--|--|--|--|--|--|--|--|--|--|--|--|--|--|--|--|--|--|--|--|--|--|--|--|--|--|--|--|--|--|--|--|--|--|--|--|--|--|--|--|--|--|--|--|--|--|--|--|--|--|--|--|--|--|--|--|--|--|--|--|--|--|--|--|--|--|--|--|--|--|--|--|--|--|--|--|--|--|--|--|--|--|--|--|--|--|--|--|--|--|--|--|--|--|--|--|--|--|--|--|--|--|--|--|--|--|--|--|--|--|--|--|--|--|--|--|--|--|--|--|--|--|--|--|--|--|--|--|--|--|--|--|--|--|--|--|--|--|--|--|--|--|--|--|--|--|--|--|--|--|--|--|--|--|--|--|--|--|--|--|--|--|--|--|--|--|--|--|--|--|--|--|--|--|--|--|--|--|--|--|--|--|--|--|--|--|--|--|--|--|--|--|--|--|--|--|--|--|--|--|--|--|--|--|--|--|--|--|--|--|--|--|--|--|--|--|--|--|--|--|--|--|--|--|--|--|--|--|--|--|--|--|--|--|--|--|--|--|--|--|--|--|--|--|--|--|--|--|--|--|--|--|--|--|--|--|--|--|--|--|--|--|--|--|--|--|--|--|--|--|--|--|--|--|--|--|--|--|--|--|--|--|--|--|--|--|--|--|--|--|--|--|--|--|--|--|--|--|--|--|--|--|--|--|--|--|--|--|--|--|--|--|--|--|--|--|--|--|--|--|--|--|--|--|--|--|--|--|--|--|--|--|--|--|--|--|--|--|--|--|--|--|--|--|--|--|--|--|--|--|--|--|--|--|--|--|--|--|--|--|--|--|--|--|--|--|--|--|--|--|--|--|--|--|--|--|--|--|--|--|--|--|--|--|--|--|--|--|--|--|--|--|--|--|--|--|--|--|--|--|--|--|--|--|--|--|--|--|--|--|--|--|--|--|--|--|--|--|--|--|--|--|--|--|--|--|--|--|--|--|--|--|--|--|--|--|--|--|--|--|--|--|--|--|--|--|--|--|--|--|--|--|--|--|--|--|--|--|--|--|--|--|--|--|--|--|--|--|--|--|--|--|--|--|--|--|--|--|--|--|--|--|--|--|--|--|--|--|--|--|--|--|--|--|--|--|--|--|--|--|--|--|--|--|--|--|--|--|--|--|--|--|--|--|--|--|--|--|--|--|--|--|--|--|--|--|--|--|--|--|--|--|--|--|--|--|--|--|--|--|--|--|--|--|--|--|--|--|--|--|--|--|--|--|--|--|--|--|--|--|--|--|--|--|--|--|--|--|--|--|--|--|--|--|--|--|--|

						\$ million
Furloughed employee portion						
Gross - CIT						
Gross - PIT						
CEWS New scheme						
Gross - CIT						
Gross - PIT						
Total Gross - CIT						
Total Gross - PIT						
Total Gross						

		<i>\$ million</i>				
		CEWS 4week	Period 5	Period 6	Period 7	Period 8
<i>Furloughed employee portion</i>						
Gross - CIT						
Gross - PIT						
<i>CEWS New scheme</i>						
Gross - CIT						
Gross - PIT						
Total Gross - CIT						

s.69(1)(g) re: (d)

s.69(1)(g) re: (e)

Total Gross - PIT

Total Gross

Furloughed employee portion

Gross - CIT

Gross - PIT

CEWS New scheme

Gross - CIT

Gross - PIT

Total Gross - CIT

Total Gross - PIT

Total Gross

Furloughed employee portion

Gross - CIT

Gross - PIT

CEWS New scheme

Gross - CIT

Gross - PIT

Total Gross - CIT

Total Gross - PIT

Total Gross

Furloughed employee portion

Gross - CIT

Gross - PIT

CEWS New scheme

Gross - CIT

Gross - PIT

Total Gross - CIT

Total Gross - PIT

Total Gross

Furloughed employee portion

Gross - CIT

s.69(1)(g) re: (d)

s.69(1)(g) re: (e)

Total Gross

Total Gross

Total Gross

		CEWS 4week	Period 5	Period6	Period 7	Period8	Period9	Period 10
Furlounged employee portion								
Gross - CIT								
Gross - PIT								
CEWS New scheme								
Gross - CIT								
Gross - PIT								
Total Gross - CIT								
Total Gross - PIT								
Total Gross								

					\$ million			
		CEWS 4week	Period 5	Period6	Period 7	Period8	Period9	Period 10
Furlounged employee portion								
Gross - CIT								
Gross - PIT								
CEWS New scheme								
Gross - CIT								
Gross - PIT								
Total Gross - CIT								
Total Gross - PIT								
Total Gross								

					\$ million			
		CEWS 4week	Period 5	Period6	Period 7	Period8	Period9	Period 10
Furlounged employee portion								
Gross - CIT								
Gross - PIT								
CEWS New scheme								
Gross - CIT								
Gross - PIT								
Total Gross - CIT								
Total Gross - PIT								
Total Gross								

					\$ million			
		CEWS 4week	Period 5	Period6	Period 7	Period8	Period9	Period 10
Furlounged employee portion								
Gross - CIT								
Gross - PIT								
CEWS New scheme								
Gross - CIT								
Gross - PIT								
Total Gross - CIT								
Total Gross - PIT								
Total Gross								

s.69(1)(g) re: (d)

s.69(1)(g) re: (e)

Gross - PIT

Total Gross - PIT

Gross - CIT

Gross - PIT

CEWS New scheme

Gross - CIT

Gross - PIT

Total Gross - CIT

Total Gross - PIT

Total Gross

Gross - CIT

Gross - PIT

CEWS New scheme

Gross - CIT

Gross - PIT

Total Gross - CIT

Total Gross - PIT

Total Gross

Gross - CIT

Gross - PIT

CEWS New scheme

Gross - CIT

Gross - PIT

Total Gross - CIT

Total Gross - PIT

Total Gross

s.69(1)(g) re: (e)

	\$ million						
	CEWS 4week	Period 5	Period6	Period7	Period8	Period9	Period10
Furlounged employee portion							
Gross - CIT							
Gross - PIT							
CEWS New scheme							
Gross - CIT							
Gross - PIT							
Total Gros s - CIT							
Total Gros s - PIT							
Total Gros s							

	\$ million						
	CEWS 4week	Period 5	Period6	Period7	Period8	Period9	Period10
Furlounged employee portion							
Gross - CIT							
Gross - PIT							
CEWS New scheme							
Gross - CIT							
Gross - PIT							
Total Gros s - CIT							
Total Gros s - PIT							
Total Gros s							

	\$ million							
	CEWS 4week	Period 5	Period6	Period 7	Period8	Period 9	Period 10	
Furlounged employee portion								
Gross - CIT								
Gross - PIT								
CEWS New scheme								
Gross - CIT								
Gross - PIT								
Total Gros s - CIT								
Total Gros s - PIT								
Total Gros s								

	\$ million							
	CEWS 4week	Period 5	Period6	Period 7	Period8	Period 9	Period 10	
<i>Furlounged employee portion</i>								
Gross - CIT								
Gross - PIT								
<i>CEWS New scheme</i>								
Gross - CIT								
Gross - PIT								
Total Gros s - CIT								

s.69(1)(g) re: (d)

s.69(1)(g) re: (e)

	Jan-2020	Feb-2020	Mar-2020	Apr-2020	May-2020	Jun-2020	Jul-2020	Aug-2020	Sep-2020	Oct-2020	Nov-2020	Dec-2020
--	----------	----------	----------	----------	----------	----------	----------	----------	----------	----------	----------	----------

s.18(d)
s.21(1)(b)

4-week Period								
		\$ million						
		CEWS 4week	Period 5	Period 6	Period 7	Period 8	Period 9	Period 10

Total Gross - CIT
Total Gross - PIT
Total Gross

4-week Period								
		\$ million						
	CEWS 4week	Period 5	Period 6	Period 7	Period 8	Period 9	Period 10	

Total Gross - CIT
Total Gross - PIT
Total Gross

	CEWS 4week	Period 5	Period6	Period7	Period8	Period9
--	------------	----------	---------	---------	---------	---------

s.69(1)(g) re: (d)

Total Gross - CIT
Total Gross - PIT
Total Gross

		<i>\$ million</i>			
		CEWS 4week	Period 5	Period 6	Period 7

Furloughed employee portion

Gross - CIT	
Gross - PIT	
<i>CEWS New scheme</i>	
Gross - CIT	
Gross - PIT	
Total Gross - CIT	
Total Gross - PIT	
Total Gross	

	<i>\$ million</i>			
	CEWS 4week	Period 5	Period 6	Period 7

Furloughed employee portion
Gross - CIT
Gross - PIT
CEWS New scheme
Gross - CIT
Gross - PIT

Furloughed employee portion

Gross - CIT	
Gross - PIT	
<i>CEWS New scheme</i>	
Gross - CIT	
Gross - PIT	
Total Gross - CIT	
Total Gross - PIT	
Total Gross	

Furloughed employee portion

Gross - CIT	
Gross - PIT	
<i>CEWS New scheme</i>	
Gross - CIT	
Gross - PIT	
Total Gross - CIT	
Total Gross - PIT	
Total Gross	

Furloughed employee portion

Gross - CIT	
Gross - PIT	
<i>CEWS New scheme</i>	
Gross - CIT	
Gross - PIT	
Total Gross - CIT	
Total Gross - PIT	
Total Gross	

s.69(1)(g) re: (e)

Total Gross - PIT

Total Gross

Furloughed employee portion

Gross - CIT

Gross - PIT

CEWS New scheme

Gross - CIT

Gross - PIT

Total Gross - CIT

Total Gross - PIT

Total Gross

Furloughed employee portion

Gross - CIT

Gross - PIT

CEWS New scheme

Gross - CIT

Gross - PIT

Total Gross - CIT

Total Gross - PIT

Total Gross

Furloughed employee portion

Gross - CIT

Gross - PIT

CEWS New scheme

Gross - CIT

Gross - PIT

Total Gross - CIT

Total Gross - PIT

Total Gross

Furloughed employee portion

Gross - CIT

s.69(1)(g) re: (d)

s.69(1)(g) re: (e)

	\$ million				
	CEWS 4week	Period 5	Period 6	Period 7	Period 8

	\$ million		
	Period 1	Period 2	Period 3

CEWS 4week Period 5 Period 6 Period 7 Period 8 Period 9 Period 10

s.69(1)(g) re: (e)

	CEWS 4week	Period 5	Period6	Period7	Period8	Period9	Period10
<i>Furloughed employee portion</i>							
Gross - CIT							
Gross - PIT							
<i>CEWS New scheme</i>							
Gross - CIT							
Gross - PIT							
Total Gross - CIT							
Total Gross - PIT							
Total Gross							

	\$ million						
	CEWS 4week	Period 5	Period 6	Period 7	Period 8	Period 9	Period 10
<i>Furloughed employee portion</i>							
Gross - CIT							
Gross - PIT							
<i>CEWS New scheme</i>							
Gross - CIT							
Gross - PIT							
Total Gross - CIT							
Total Gross - PIT							
Total Gross							

	CEWS 4week	Period 5	Period6	Period7	Period8	Period9	Period10
<i>Furloughed employee portion</i>							
Gross - CIT							
Gross - PIT							
<i>CEWS New scheme</i>							
Gross - CIT							
Gross - PIT							
Total Gross - CIT							
Total Gross - PIT							
Total Gross							

s.69(1)(g) re: (d)

s.69(1)(g) re: (e)

₹ million

[illegible]

	\$ million	CEWS 4week	Period 5	Period6	Period7	Period8	Period9	Period10
Furloughed employee portion								
Gross - CIT								
Gross - PIT								
CEWS New scheme								
Gross - CIT								
Gross - PIT								
Total Gross - CIT								
Total Gross - PIT								
Total Gross								

s.69(1)(g) re: (e)

[illegible][illegible]

	\$ million	CEWS 4week	Period 5	Period 6	Period 7	Period 8	Period 9	Period 10
Furloughed employee portion								
Gross - CIT								
Gross - PIT								
CEWS New scheme								
Gross - CIT								
Gross - PIT								
Total Gross - CIT								
Total Gross - PIT								
Total Gross								

	CEWS 4week	Period 5	Period 6	Period 7	Period 8	Period 9	Period 10
<i>Furloughed employee portion</i>							
Gross - CIT							
Gross - PIT							
<i>CEWS New scheme</i>							

Gross - PIT

Total Gross - PIT

Gross - CIT

Gross - PIT

CEWS New scheme

Gross - CIT

Gross - PIT

Total Gross - CIT

Total Gross - PIT

Total Gross

Gross - CIT

Gross - PIT

CEWS New scheme

Gross - CIT

Gross - PIT

Total Gross - CIT

Total Gross - PIT

Total Gross

Gross - CIT

Gross - PIT

CEWS New scheme

Gross - CIT

Gross - PIT

Total Gross - CIT

Total Gross - PIT

Total Gross

s.69(1)(g) re: (e)

[illegible]

	CEWS 4week	Period 5	Period 6	Period 7	Period 8	Period 9	Period 10
<i>Furloughed employee portion</i>							
Gross - CIT							
Gross - PIT							
<i>CEWS New scheme</i>							
Gross - CIT							
Gross - PIT							
Total Gross - CIT							
Total Gross - PIT							
Total Gross							

	CEWS 4week	Period 5	Period6	Period7	Period8	Period9	Period10
<i>Furloughed employee portion</i>							
Gross - CIT							
Gross - PIT							
<i>CEWS New scheme</i>							
Gross - CIT							
Gross - PIT							
Total Gross - CIT							
Total Gross - PIT							
Total Gross							

	CEWS 4week	Period 5	Period6	Period 7	Period8	Period 9	Period 10
<i>Furloughed employee portion</i>							
Gross - CIT							
Gross - PIT							
<i>CEWS New scheme</i>							
Gross - CIT							
Gross - PIT							
Total Gross - CIT							

s.69(1)(g) re: (d)

s.69(1)(g) re: (e)

Total Gross - PIT

Total Gross

Furloughed employee portion

Gross - CIT

Gross - PIT

CEWS New scheme

Gross - CIT

Gross - PIT

Total Gross - CIT

Total Gross - PIT

Total Gross

Furloughed employee portion

Gross - CIT

Gross - PIT

CEWS New scheme

Gross - CIT

Gross - PIT

Total Gross - CIT

Total Gross - PIT

Total Gross

Furloughed employee portion

Gross - CIT

Gross - PIT

CEWS New scheme

Gross - CIT

Gross - PIT

Total Gross - CIT

Total Gross - PIT

Total Gross

s.69(1)(g) re: (d)

s.69(1)(g) re: (e)

	Jan-2 020	Feb-2020	Mar-2020	Apr -2020	May-2 020	Jun-2020	Jul-2020	Aug -2020	Sep-2020	Oct-20 20	Nov-20 20	Dec-2020

s.18(d)

s.21(1)(b)

4-we ek Period	\$ million											
	CEWS 4week	Period 5	Period6	Period7	Period8	Period9	Period10					
Total Gross - CIT												
Total Gross - PIT												
Total Gross												

4-we ek Period	\$ million											
	CEWS 4week	Period 5	Period6	Period7	Period8	Period9	Period10					
Total Gross - CIT												
Total Gross - PIT												
Total Gross												

s.69(1)(g) re: (d)

	CEWS 4week	Period 5	Period6	Period7	Period8	Period9						
Total Gross - CIT												
Total Gross - PIT												
Total Gross												

s.69(1)(g) re: (e)

	\$ million											
	CEWS 4week	Period 5	Period6	Period7								
Furlounged employee portion												
Gross - CIT												
Gross - PIT												
CEWS New scheme												
Gross - CIT												
Gross - PIT												
Total Gross - CIT												
Total Gross - PIT												
Total Gross												

	\$ million											
	CEWS 4week	Period 5	Period6	Period7								
Furlounged employee portion												
Gross - CIT												
Gross - PIT												
CEWS New scheme												
Gross - CIT												
Gross - PIT												

s.69(1)(g) re: (e)

<i>Furlounged employee portion</i>	
Gross - CIT	
Gross - PIT	
<i>CEWS New scheme</i>	
Gross - CIT	
Gross - PIT	
Total Gross - CIT	
Total Gross - PIT	
Total Gross	

		\$ million			
		CEWS 4week	Period 5	Period6	Period7
<i>Furlounged employee portion</i>					
Gross - CIT					
Gross - PIT					
<i>CEWS New scheme</i>					
Gross - CIT					
Gross - PIT					
Total Gross - CIT					
Total Gross - PIT					
Total Gross					

		\$ million			
		CEWS 4week	Period 5	Period6	Period7
<i>Furlounged employee portion</i>					
Gross - CIT					
Gross - PIT					
<i>CEWS New scheme</i>					
Gross - CIT					
Gross - PIT					
Total Gross - CIT					
Total Gross - PIT					
Total Gross					

		\$ million			
		CEWS 4week	Period 5	Period6	Period7
<i>Furlounged employee portion</i>					
Gross - CIT					
Gross - PIT					
<i>CEWS New scheme</i>					
Gross - CIT					
Gross - PIT					
Total Gross - CIT					

s.69(1)(g) re: (d)

s.69(1)(g) re: (e)

Total Gross

CEWS 4week	Period 5	Period6	Period7	Period8
------------	----------	---------	---------	---------

Total Gross

CEWS 4week	Period 5	Period6	Period7	Period8	Period9	Period10
------------	----------	---------	---------	---------	---------	----------

Total Gross

	CEWS 4week	Period 5	Period6	Period7	Period8	Period9	Period10
<i>Furloughed employee portion</i>							
Gross - CIT							
Gross - PIT							
<i>CEWS New scheme</i>							
Gross - CIT							
Gross - PIT							
Total Gross - CIT							
Total Gross - PIT							
Total Gross							

	CEWS 4week	Period 5	Period 6	Period 7	Period 8	Period 9	Period 10
<i>Furloughed employee portion</i>							
Gross - CIT							
Gross - PIT							
<i>CEWS New scheme</i>							
Gross - CIT							
Gross - PIT							
Total Gross - CIT							
Total Gross - PIT							
Total Gross							

	\$ million	CEWS 4week	Period 5	Period6	Period7	Period8	Period9	Period10
<i>Unfunded employee portion</i>								
Gross - CIT								
Gross - PIT								
<i>CEWS New scheme</i>								
Gross - CIT								
Gross - PIT								
Total Gross - CIT								
Total Gross - PIT								
Total Gross								

\$ million

s.69(1)(g) re: (d)

s.69(1)(g) re: (e)

	CEWS 4week	Period 5	Period6	Period7	Period8	Period9	Period10
<i>Furloughed employee portion</i>							
Gross - CIT							
Gross - PIT							
<i>CEWS New scheme</i>							
Gross - CIT							
Gross - PIT							
Total Gross - CIT							
Total Gross - PIT							
Total Gross							

	CEWS 4week	Period 5	Period6	Period7	Period8	Period9	Period10
<i>Furloughed employee portion</i>							
Gross - CIT							
Gross - PIT							
<i>CEWS New scheme</i>							
Gross - CIT							
Gross - PIT							
Total Gross - CIT							
Total Gross - PIT							
Total Gross							

	CEWS 4week	Period 5	Period6	Period7	Period8	Period9	Period10
<i>Furloughed employee portion</i>							
Gross - CIT							
Gross - PIT							
<i>CEWS New scheme</i>							
Gross - CIT							
Gross - PIT							
Total Gross - CIT							
Total Gross - PIT							
Total Gross							

	\$ million
Furloughed employee portion	
Gross - CIT	
Gross - PIT	
CEWS New scheme	
Gross - CIT	
Gross - PIT	
Total Gross - CIT	
Total Gross - PIT	
Total Gross	

s.69(1)(g) re: (d)
s.69(1)(g) re: (e)

	CEWS 4week	Period 5	Period 6	Period 7	Period 8	Period 9	Period 10
<i>Furloughed employee portion</i>							
Gross - CIT							
Gross - PIT							
<i>CEWS New scheme</i>							
Gross - CIT							
Gross - PIT							
Total Gross - CIT							
Total Gross - PIT							
Total Gross							

[illegible]

	CEWS 4week	Period 5	Period 6	Period 7	Period 8	Period 9	Period 10
<i>Furloughed employee portion</i>							
Gross - CIT							
Gross - PIT							
<i>CEWS New scheme</i>							
Gross - CIT							
Gross - PIT							
Total Gross - CIT							
Total Gross - PIT							
Total Gross							

[illegible]

Gross - PIT

Total Gross - PIT

CEWS 4week	Period 5	Period6	Period7	Period8	Period9	Period d10
------------	----------	---------	---------	---------	---------	------------

Gross - CIT

CEWS New scheme

Gross - PIT

Total Gross - PIT

Total Gross

CEWS 4week	Period 5	Period6	Period7	Period8	Period9	Period d10
------------	----------	---------	---------	---------	---------	------------

Gross - CIT

CEWS New scheme

Gross - CIT

Gross - PIT

Total Gross - CIT

Total Gross - PIT

Total Gross

CEWS 4week	Period 5	Period6	Period7	Period8	Period9	Period d10
------------	----------	---------	---------	---------	---------	------------

Gross - CIT

Gross - PIT

CEWS New scheme

Gross - CIT

Gross - PIT

Total Gross - CIT

Total Gross - PIT

Total Gross

s.69(1)(g) re: (e)

Total Gross - PIT

Total Gross

Furloughed employee portion

Gross - CIT

Gross - PIT

CEWS New scheme

Gross - CIT

Gross - PIT

Total Gross - CIT

Total Gross - PIT

Total Gross

\$ million

CEWS 4week

Furlounged

Gross - CIT

Gross - PIT

CEWS New

Gross - CIT

Gross - PIT

Total Gross - CIT

Total Gross - PIT

Total Gross

_____ \$ million

CEWS 4week

Furloughed employee portion

Gross - CIT

Gross - PIT

CEWS New scheme

Gross - CIT

Gross - PIT

Total Gross - CIT

Total Gross - PIT

Total Gross

s.69(1)(g) re: (d)

s.69(1)(g) re: (e)

	Jan-2020	Feb-2020	Mar-2020	Apr-2020	May-2020	Jun-2020	Jul-2020	Aug-2020	Sep-2020	Oct-2020	Nov-2020	Dec-2020

s.18(d)
s.21(1)(b)

4-week Period												

Total Gross - CIT												
Total Gross - PIT												
Total Gross												

4-week Period												

Total Gross - CIT												
Total Gross - PIT												
Total Gross												

Total Gross - CIT												
Total Gross - PIT												
Total Gross												

s.69(1)(g) re: (d)
s.69(1)(g) re: (e)

Furlounged employee portion
Gross - CIT
Gross - PIT
CEWS New scheme
Gross - CIT
Gross - PIT
Total Gross - CIT
Total Gross - PIT
Total Gross

.....

Furlounged employee portion
Gross - CIT
Gross - PIT
CEWS New scheme
Gross - CIT
Gross - PIT

Total Gross - CIT
Total Gross - PIT
Total Gross

	\$ million				
	CEWS 4week	Period 5	Period 6	Period 7	Period 8

Furloughed employee portion
Gross - CIT
Gross - PIT
CEWS New scheme
Gross - CIT
Gross - PIT
Total Gross - CIT
Total Gross - PIT
Total Gross

	\$ million			
	CEWS 4week	Period 5	Period 6	Period 7

Furloughed employee portion
Gross - CIT
Gross - PIT
CEWS New scheme
Gross - CIT
Gross - PIT
Total Gross - CIT
Total Gross - PIT
Total Gross

s.69(1)(g) re: (d)
s.69(1)(g) re: (e)

	\$ million				
	CEWS 4week	Period 5	Period 6	Period 7	Period 8

Furloughed employee portion
Gross - CIT
Gross - PIT
CEWS New scheme
Gross - CIT
Gross - PIT
Total Gross - CIT
Total Gross - PIT
Total Gross

		\$ million				
		CEWS 4week	Period 5	Period6	Period7	Period8
Furlounged employee portion						
Gross - CIT						
Gross - PIT						
CEWS New scheme						
Gross - CIT						
Gross - PIT						
Total Gross - CIT						
Total Gross - PIT						
Total Gross						

		\$ million			
		CEWS 4week	Period 5	Period6	Period7
Furlounged employee portion					
Gross - CIT					
Gross - PIT					
CEWS New scheme					
Gross - CIT					
Gross - PIT					
Total Gross - CIT					
Total Gross - PIT					
Total Gross					

		\$ million				
		CEWS 4week	Period 5	Period6	Period7	Period8
Furlounged employee portion						
Gross - CIT						
Gross - PIT						
CEWS New scheme						
Gross - CIT						
Gross - PIT						
Total Gross - CIT						
Total Gross - PIT						
Total Gross						

		\$ million				
		CEWS 4week	Period 5	Period6	Period7	Period8
Furlounged employee portion						
Gross - CIT						
Gross - PIT						
CEWS New scheme						
Gross - CIT						
Gross - PIT						
Total Gross - CIT						

s.69(1)(g) re: (d)

s.69(1)(g) re: (e)

Total Gross - PIT

Total Gross

Furloughed employee portion

Gross - CIT

Gross - PIT

CEWS New scheme

Gross - CIT

Gross - PIT

Total Gross - CIT

Total Gross - PIT

Total Gross

Furloughed employee portion

Gross - CIT

Gross - PIT

CEWS New scheme

Gross - CIT

Gross - PIT

Total Gross - CIT

Total Gross - PIT

Total Gross

Furloughed employee portion

Gross - CIT

Gross - PIT

CEWS New scheme

Gross - CIT

Gross - PIT

Total Gross - CIT

Total Gross - PIT

Total Gross

Furloughed employee portion

Gross - CIT

s.69(1)(g) re: (d)

s.69(1)(g) re: (e)

Gross - PIT
CEWS New scheme
Gross - CIT
Gross - PIT
Total Gross - CIT
Total Gross - PIT
Total Gross

--	--

Furloughed employee portion
Gross - CIT
Gross - PIT
CEWS New scheme
Gross - CIT
Gross - PIT
Total Gross - CIT
Total Gross - PIT
Total Gross

--	--

Furloughed employee portion
Gross - CIT
Gross - PIT
CEWS New scheme
Gross - CIT
Gross - PIT
Total Gross - CIT
Total Gross - PIT
Total Gross

--	--

Furloughed employee portion
Gross - CIT
Gross - PIT
CEWS New scheme
Gross - CIT
Gross - PIT
Total Gross - CIT
Total Gross - PIT
Total Gross

--	--

--	--

\$ million				
CEWS 4week	Period 5	Period 6	Period 7	Period 8


\$ million		
Period 1	Period 2	Period 3

4 36 416 392

\$ million						
CEWS 4week	Period 5	Period 6	Period 7	Period 8	Period 9	Period 10

s.69(1)(g) re: (d)

s.69(1)(g) re: (e)



	\$ million						
	CEWS 4week	Period 5	Period6	Period7	Period8	Period9	Period10
Furlounged employee portion							
Gross - CIT							
Gross - PIT							
CEWS New scheme							
Gross - CIT							
Gross - PIT							
Total Gros s - CIT							
Total Gros s - PIT							
Total Gros s							

	\$ million						
	CEWS 4week	Period 5	Period6	Period7	Period8	Period9	Period10
Furlounged employee portion							
Gross - CIT							
Gross - PIT							
CEWS New scheme							
Gross - CIT							
Gross - PIT							
Total Gros s - CIT							
Total Gros s - PIT							
Total Gros s							

	\$ million						
	CEWS 4week	Period 5	Period6	Period7	Period8	Period9	Period10
Furlounged employee portion							
Gross - CIT							
Gross - PIT							
CEWS New scheme							
Gross - CIT							
Gross - PIT							
Total Gros s - CIT							
Total Gros s - PIT							
Total Gros s							

s.69(1)(g) re: (d)

s.69(1)(g) re: (e)

	\$ million						

		CEWS 4week	Period 5	Period6	Period 7	Period8	Period9	Period 10
Furlounged employee portion								
Gross - CIT								
Gross - PIT								
CEWS New scheme								
Gross - CIT								
Gross - PIT								
Total Gros s - CIT								
Total Gros s - PIT								
Total Gros s								

					\$ million			
		CEWS 4week	Period 5	Period6	Period 7	Period8	Period9	Period 10
Furlounged employee portion								
Gross - CIT								
Gross - PIT								
CEWS New scheme								
Gross - CIT								
Gross - PIT								
Total Gros s - CIT								
Total Gros s - PIT								
Total Gros s								

					\$ million			
		CEWS 4week	Period 5	Period6	Period 7	Period8	Period9	Period 10
Furlounged employee portion								
Gross - CIT								
Gross - PIT								
CEWS New scheme								
Gross - CIT								
Gross - PIT								
Total Gros s - CIT								
Total Gros s - PIT								
Total Gros s								

					\$ million			
		CEWS 4week	Period 5	Period6	Period 7	Period8	Period9	Period 10
Furlounged employee portion								
Gross - CIT								
Gross - PIT								
CEWS New scheme								
Gross - CIT								
Gross - PIT								
Total Gros s - CIT								
Total Gros s - PIT								
Total Gros s								

s.69(1)(g) re: (d)

s.69(1)(g) re: (e)

	\$ million						
	CEWS 4week	Period 5	Period6	Period7	Period8	Period9	Period10
Furlounged employee portion							
Gross - CIT							
Gross - PIT							
CEWS New scheme							
Gross - CIT							
Gross - PIT							
Total Gros s - CIT							
Total Gros s - PIT							
Total Gros s							

	\$ million						
	CEWS 4week	Period 5	Period6	Period7	Period8	Period9	Period10
.							
Furlounged employee portion							
Gross - CIT							
Gross - PIT							
CEWS New scheme							
Gross - CIT							
Gross - PIT							
Total Gros s - CIT							
Total Gros s - PIT							
Total Gros s							

	\$ million						
	CEWS 4week	Period 5	Period6	Period7	Period8	Period9	Period10
Furlounged employee portion							
Gross - CIT							
Gross - PIT							
CEWS New scheme							
Gross - CIT							
Gross - PIT							
Total Gros s - CIT							
Total Gros s - PIT							
Total Gros s							

	\$ million						
	CEWS 4week	Period 5	Period6	Period7	Period8	Period9	Period10
Furlounged employee portion							
Gross - CIT							
Gross - PIT							
CEWS New scheme							

s.69(1)(g) re: (d)

s.69(1)(g) re: (e)

Gross - PIT

Total Gross - PIT

Gross - CIT

Gross - PIT

CEWS New scheme

Gross - CIT

Gross - PIT

Total Gross - CIT

Total Gross - PIT

Total Gross

Gross - CIT

Gross - PIT

CEWS New scheme

Gross - CIT

Gross - PIT

Total Gross - CIT

Total Gross - PIT

Total Gross

Gross - CIT

Gross - PIT

CEWS New scheme

Gross - CIT

Gross - PIT

Total Gross - CIT

Total Gross - PIT

Total Gross

s.69(1)(g) re: (e)

[illegible]

	CEWS 4week	Period 5	Period 6	Period 7	Period 8	Period 9	Period 10
<i>Furloughed employee portion</i>							
Gross - CIT							
Gross - PIT							
<i>CEWS New scheme</i>							
Gross - CIT							
Gross - PIT							
Total Gross - CIT							
Total Gross - PIT							
Total Gross							

	CEWS 4week	Period 5	Period 6	Period 7	Period 8	Period 9	Period 10
<i>Furloughed employee portion</i>							
Gross - CIT							
Gross - PIT							
<i>CEWS New scheme</i>							
Gross - CIT							
Gross - PIT							
Total Gross - CIT							
Total Gross - PIT							
Total Gross							

	CEWS 4week	Period 5	Period 6	Period 7	Period 8	Period 9	Period 10
<i>Furloughed employee portion</i>							
Gross - CIT							
Gross - PIT							
<i>CEWS New scheme</i>							
Gross - CIT							
Gross - PIT							
Total Gross - CIT							

s.69(1)(g) re: (d)

s.69(1)(g) re: (e)

002856

Effective CIT/PIT tax rate	10%	
Effective CIT tax rate (all corporations)	10%	
Effective CIT reduced tax rate	6%	Taxable PIT
Effective PIT tax rate	22%	64%
Effective partnerships tax rate	14%	

	2016A	2017A	2018A	2019A	2020A
SEPH AWE	956	976	1,001	1,024	1,052
Growth from X year to 2020	110.0%	107.9%	105.1%		

	Share of cost	\$ million					Total With out Tax exempt and partnerhsips
		2017	2018	Total	Total adjusted for share	Partnerhsips only	
Tier 1 - CIT							Tier 1 - CIT
Tier 1 - PIT							Tier 1 - PIT
Tier 2 - CIT							Tier 2 - CIT
Tier 2 - PIT							Tier 2 - PIT
Total Gross - CIT							Total Gross - CIT
Total Gross - PIT							Total Gross - PIT
Income Inclusion - CIT							Income Inclusion - CIT
Income Inclusion - PIT							Income Inclusion - PIT
Total Net - CIT							Total Net - CIT
Total Net - PIT							Total Net - PIT
Total Net							Total Net
Total Net - CIT - Rounded							Total Net - CIT - Rounded
Total Net - PIT - Rounded							Total Net - PIT - Rounded
Total Net - Rounded							Total Net - Rounded

	Share of cost	\$ million					Total With out Tax exempt and partnerhsips
		2017	2018	Total	Total adjusted for share	Partnerhsips only	
Tier 1 - CIT							
Tier 1 - PIT							
Tier 2 - CIT							
Tier 2 - PIT							
Total Gross - CIT							
Total Gross - PIT							
Income Inclusion - CIT							
Income Inclusion - PIT							
Total Net - CIT							
Total Net - PIT							
Total Net							
Total Net - CIT - Rounded							
Total Net - PIT - Rounded							

s.69(1)(g) re: (d)

s.69(1)(g) re: (e)

Total Net- Rounded

		Share of cost	\$ million						Total With out Tax exem pt and partnerhsips	Share of cost			
			2017	2018	Total	Total ad justed for share	Partnerhsips only				2017	2018	Total
Tier 1 - CIT									Tier 1 - CIT				
Tier 1 - PIT									Tier 1 - PIT				
Tier 2 - CIT									Tier 2 - CIT				
Tier 2 - PIT									Tier 2 - PIT				
Total Gross - CIT									To tal Gross - CIT				
Total Gross - PIT									To tal Gross - PIT				
Income Inclusion - CIT									Income In dusion - CIT				
Income Inclusion - PIT									Income In dusion - PIT				
Total Net- CIT									To tal Net - CIT				
Total Net- PIT									To tal Net - PIT				
Total Net									To tal Net				
Total Net- CIT - Rounded									To tal Net - CIT- Rounded				
Total Net- PIT - Rounded									To tal Net - PIT - Round ed				
Total Net- Rounded									To tal Net - Rounded				

		Share of cost	\$ million						Total With out Tax exem pt and partnerhsips	Share of cost			
			2017	2018	Total	Total ad justed for share	Partnerhsips only				2017	2018	Total
Tier 1 - CIT									Tier 1 - CIT				
Tier 1 - PIT									Tier 1 - PIT				
Tier 2 - CIT									Tier 2 - CIT				
Tier 2 - PIT									Tier 2 - PIT				
Total Gross - CIT									To tal Gross - CIT				
Total Gross - PIT									To tal Gross - PIT				
Income Inclusion - CIT									Income In dusion - CIT				
Income Inclusion - PIT									Income In dusion - PIT				
Total Net- CIT									To tal Net - CIT				
Total Net- PIT									To tal Net - PIT				
Total Net									To tal Net				
Total Net- CIT - Rounded									To tal Net - CIT- Rounded				
Total Net- PIT - Rounded									To tal Net - PIT - Round ed				
Total Net- Rounded									To tal Net - Rounded				

		Share of cost	\$ million						Total With out Tax exem pt and partnerhsips	Share of cost			
			2017	2018	Total	Total ad justed for share	Partnerhsips only				2017	2018	Total
Tier 1 - CIT									Tier 1 - CIT				
Tier 1 - PIT									Tier 1 - PIT				

s.69(1)(g) re: (d)

s.69(1)(g) re: (e)

Tier 2 - CIT
Tier 2 - PIT

Total Gross - CIT
Total Gross - PIT

Income Inclusion - CIT
Income Inclusion - PIT

Total Net - CIT
Total Net - PIT
Total Net

Total Net - CIT - Rounded
Total Net - PIT - Rounded
Total Net - Rounded

Tier 2 - CIT
Tier 2 - PIT

Total Gross - CIT
Total Gross - PIT

Income Inclusion - CIT
Income Inclusion - PIT

Total Net - CIT
Total Net - PIT
Total Net

Total Net - CIT - Rounded
Total Net - PIT - Rounded
Total Net - Rounded

		Share of cost	\$ million							Share of cost			
			Total With out Tax exempt and partnerhsips										
			2017	2018	Total	Total ad justed for share	Partn erhsip s only				2017	2018	Total
Tier 1 - CIT								Tier 1 - CIT					
Tier 1 - PIT								Tier 1 - PIT					
Tier 2 - CIT								Tier 2 - CIT					
Tier 2 - PIT								Tier 2 - PIT					
Total Gross - CIT								Total Gross - CIT					
Total Gross - PIT								Total Gross - PIT					
Income Inclusion - CIT								Income In dusion - CIT					
Income Inclusion - PIT								Income In dusion - PIT					
Total Net - CIT								Total Net - CIT					
Total Net - PIT								Total Net - PIT					
Total Net								Total Net					
Total Net - CIT - Rounded								Total Net - CIT - Rounded					
Total Net - PIT - Rounded								Total Net - PIT - Rounded					
Total Net - Rounded								Total Net - Rounded					

		Share of cost	\$ million							Share of cost			
			Total With out Tax exempt and partnerhsips										
			2017	2018	Total	Total ad justed for share	Partn erhsip s only				2017	2018	Total
Tier 1 - CIT								Tier 1 - CIT					
Tier 1 - PIT								Tier 1 - PIT					
Tier 2 - CIT								Tier 2 - CIT					
Tier 2 - PIT								Tier 2 - PIT					
Total Gross - CIT								Total Gross - CIT					
Total Gross - PIT								Total Gross - PIT					

s.69(1)(g) re: (d)

s.69(1)(g) re: (e)

Total Net- CIT - Rounded							Total Net - CIT- Rounded						
Total Net- PIT - Rounded							Total Net - PIT - Round ed						
Total Net- Rounded							Total Net - Rounded						
		Share of cost		\$ million							Share of cost		
				Total With out Tax exempt and partnerhsips									

s.69(1)(g) re: (d)

s.69(1)(g) re: (e)

		Total Without Tax exempt and partnerships								
		2017	2018	Total	Total adjusted for share	Partnerships only		2017	2018	Total
Tier 1 - CIT								Tier 1 - CIT		
Tier 1 - PIT								Tier 1 - PIT		
Tier 2 - CIT								Tier 2 - CIT		
Tier 2 - PIT								Tier 2 - PIT		
Total Gross - CIT								Total Gross - CIT		
Total Gross - PIT								Total Gross - PIT		
Income Inclusion - CIT								Income Inclusion - CIT		
Income Inclusion - PIT								Income Inclusion - PIT		
Total Net - CIT								Total Net - CIT		
Total Net - PIT								Total Net - PIT		
Total Net								Total Net		
Total Net - CIT - Rounded								Total Net - CIT - Rounded		
Total Net - PIT - Rounded								Total Net - PIT - Rounded		
Total Net - Rounded								Total Net - Rounded		

		Total Without Tax exempt and partnerships								
		2017	2018	Total	Total adjusted for share	Partnerships only		2017	2018	Total
Tier 1 - CIT								Tier 1 - CIT		
Tier 1 - PIT								Tier 1 - PIT		
Tier 2 - CIT								Tier 2 - CIT		
Tier 2 - PIT								Tier 2 - PIT		
Total Gross - CIT								Total Gross - CIT		
Total Gross - PIT								Total Gross - PIT		
Income Inclusion - CIT								Income Inclusion - CIT		
Income Inclusion - PIT								Income Inclusion - PIT		
Total Net - CIT								Total Net - CIT		
Total Net - PIT								Total Net - PIT		
Total Net								Total Net		
Total Net - CIT - Rounded								Total Net - CIT - Rounded		
Total Net - PIT - Rounded								Total Net - PIT - Rounded		
Total Net - Rounded								Total Net - Rounded		

		Total Without Tax exempt and partnerships								
		2017	2018	Total	Total adjusted for share	Partnerships only		2017	2018	Total
Tier 1 - CIT								Tier 1 - CIT		
Tier 1 - PIT								Tier 1 - PIT		
Tier 2 - CIT								Tier 2 - CIT		

s.69(1)(g) re: (d)

s.69(1)(g) re: (e)

[illegible]

Total Net - CIT

Total Net - PIT

Total Net

To tal Net - CIT

To tal Net - PIT

To tal Net

Total Net - CIT - Rounded

Total Net - PIT - Rounded

Total Net - Rounded

To tal Net - CIT - Rounded

To tal Net - PIT - Round ed

To tal Net - Rounded

	Share of cost	\$ million					
		2017	2018	Total	Total adjusted for share	Partnerhsips only	Total With out Tax exempt and partnerships

Tier 1 - CIT

Tier 1 - PIT

Tier 2 - CIT

Tier 2 - PIT

Total Gross - CIT

Total Gross - PIT

Income Inclusion - CIT

Income Inclusion - PIT

Total Net - CIT

Total Net - PIT

Total Net

Total Net - CIT - Rounded

Total Net - PIT - Rounded

Total Net - Rounded

	Share of cost	\$ million					
		2017	2018	Total	Total adjusted for share	Partnerhsips only	Total With out Tax exempt and partnerships

Tier 1 - CIT

Tier 1 - PIT

Tier 2 - CIT

Tier 2 - PIT

Total Gross - CIT

Total Gross - PIT

Income Inclusion - CIT

Income Inclusion - PIT

Total Net - CIT

Total Net - PIT

Total Net

s.69(1)(g) re: (d)

s.69(1)(g) re: (e)

Total Net - CIT - Rounded

Total Net - PIT - Rounded

Total Net - Rounded

	Share of cost	\$ million						Total With out Tax exem pt and partnerhsips		Share of cost			
		2017	2018	Total	Total ad justed for share	Partn erhsip s only					2017	2018	Total
Total Gross - CIT								Total Gross - CIT					
Total Gross - PIT								Total Gross - PIT					
Income Inclusion - CIT								Income In clusion - CIT					
Income Inclusion - PIT								Income In clusion - PIT					
Total Net - CIT								Total Net - CIT					0
Total Net - PIT								Total Net - PIT					0
Total Net								Total Net					0
Total Net - CIT - Rounded								Total Net - CIT- Rounded					0
Total Net - PIT - Rounded								Total Net - PIT - Round ed					0
Total Net - Rounded								Total Net - Rounded					0

	Share of cost	\$ million						Total With out Tax exem pt and partnerhsips		Share of cost			
		2017	2018	Total	Total ad justed for share	Partn erhsip s only					2017	2018	Total
Tier 1 - CIT								Tier 1 - CIT					
Tier 1 - PIT								Tier 1 - PIT					
Tier 2 - CIT								Tier 2 - CIT					
Tier 2 - PIT								Tier 2 - PIT					
Total Gross - CIT								Total Gross - CIT					
Total Gross - PIT								Total Gross - PIT					
Income Inclusion - CIT								Income In clusion - CIT					
Income Inclusion - PIT								Income In clusion - PIT					
Total Net - CIT								Total Net - CIT					
Total Net - PIT								Total Net - PIT					
Total Net								Total Net					
Total Net - CIT - Rounded								Total Net - CIT- Rounded					
Total Net - PIT - Rounded								Total Net - PIT - Round ed					
Total Net - Rounded								Total Net - Rounded					

	Share of cost	\$ million						Total With out Tax exem pt and partnerhsips	
		2017	2018	Total	Total ad justed for share	Partn erhsip s only			

s.69(1)(g) re: (d)

s.69(1)(g) re: (e)

Total Gross - CIT
Total Gross - PIT

Income Inclusion - CIT
Income Inclusion - PIT

Total Net - CIT
Total Net - PIT
Total Net

Total Net - CIT - Rounded
Total Net - PIT - Rounded
Total Net - Rounded

	Share of cost	\$ million					Total With out Tax exem pt and partnerhsips
		2017	2018	Total	Total ad justed for share	Partnerhsip s only	

Total Gross - CIT
Total Gross - PIT

Income Inclusion - CIT
Income Inclusion - PIT

Total Net - CIT
Total Net - PIT
Total Net

Total Net - CIT - Rounded
Total Net - PIT - Rounded
Total Net - Rounded

	Share of cost	\$ million					Total With out Tax exem pt and partnerhsips	
		2017	2018	Total	Total ad justed for share	Partnerhsip s only		
Tier 1 - CIT								Tier 1 - CIT
Tier 1 - PIT								Tier 1 - PIT
Tier 2 - CIT								Tier 2 - CIT

	Share of cost			
		2017	2018	Total
s.69(1)(g) re: (d)				
s.69(1)(g) re: (e)				

Tier 2 - PIT
Total Gross - CIT
Total Gross - PIT
Income Inclusion - CIT
Income Inclusion - PIT
Total Net - CIT
Total Net - PIT
Total Net
Total Net - CIT - Rounded
Total Net - PIT - Rounded
Total Net - Rounded

Tier 2 - PIT
Total Gross - CIT
Total Gross - PIT
Income Inclusion - CIT
Income Inclusion - PIT
Total Net - CIT
Total Net - PIT
Total Net
Total Net - CIT - Rounded
Total Net - PIT - Rounded
Total Net - Rounded

	Share of cost	<u>\$ million</u>					Total With out Tax exempt and partnerhsips
		2017	2018	Total	Total ad justed for share	Partn erhsips only	
Total Gross - CIT							
Total Gross - PIT							
Income Inclusion - CIT							
Income Inclusion - PIT							
Total Net- CIT							
Total Net- PIT							
Total Net							
Total Net- CIT - Rounded							
Total Net- PIT - Rounded							
Total Net- Round ed							

	Share of cost				
	2017	2018	Total		
Total Gross - CIT					
Total Gross - PIT					
Income Inclusion - CIT					
Income Inclusion - PIT					
Total Net - CIT					
Total Net - PIT					
Total Net					
Total Net - CIT - Rounded					
Total Net - PIT - Rounded					
Total Net - Rounded					

	Share of cost	<u>\$ million</u>					Total Without Tax exempt and partnerships
		2017	2018	Total	Total adjusted for share	Partnerships only	
Tier 1 - CIT							
Tier 1 - PIT							
Tier 2 - CIT							
Tier 2 - PIT							
Total Gross - CIT							
Total Gross - PIT							
Income Inclusion - CIT							s.69(1)(g) re: (d)
							s.69(1)(g) re: (e)

	Share of cost				
	2017	2018	Total		
Tier 1 - CIT					
Tier 1 - PIT					
Tier 2 - CIT					
Tier 2 - PIT					
Total Gross - CIT					
Total Gross - PIT					
Income Inclusion - CIT					

s.69(1)(g) re: (d)
s.69(1)(g) re: (e)

	Total With out Tax exem pt and
Total adiusted for s Partnerhsi ps only	partnerhsi ps

s.69(1)(g) re: (d)

s.69(1)(g) re: (e)

\$ million		Share of cost	\$ million					Total Without Tax exempt and partnerhsips
Total adjusted for s Partnerships only	Total Without Tax exempt and partnerships		2017	2018	Total	Total adjusted for share	Partnerships only	
	Tier 1 - CIT							
	Tier 1 - PIT							
	Tier 2 - CIT							
	Tier 2 - PIT							
	Total Gross - CIT							
	Total Gross - PIT							
	Income Inclusion - CIT							
	Income Inclusion - PIT							
	Total Net - CIT							
	Total Net - PIT							
	Total Net							
	Total Net - CIT - Rounded							
	Total Net - PIT - Rounded							
	Total Net - Rounded							

\$ million		Share of cost	\$ million					Total Without Tax exempt and partnerhsips
Total adjusted for s Partnerships only	Total Without Tax exempt and partnerships		2017	2018	Total	Total adjusted for share	Partnerships only	
	Tier 1 - CIT							
	Tier 1 - PIT							
	Tier 2 - CIT							
	Tier 2 - PIT							
	Total Gross - CIT							
	Total Gross - PIT							
	Income Inclusion - CIT							
	Income Inclusion - PIT							
	Total Net - CIT							
	Total Net - PIT							
	Total Net							
	Total Net - CIT - Rounded							
	Total Net - PIT - Rounded							
	Total Net - Rounded							

\$ million		Share of cost	\$ million					Total Without Tax exempt and partnerhsips	Share of cost			
Total adjusted for s Partnerships only	Total Without Tax exempt and partnerships		2017	2018	Total	Total adjusted for share	Partnerships only			2017	2018	Total
	Tier 1 - CIT									Tier 1 - CIT		
	Tier 1 - PIT									Tier 1 - PIT		

s.69(1)(g) re: (d)

s.69(1)(g) re: (e)

	Tier 2 - CIT	
	Tier 2 - PIT	
	Total Gross - CIT	
	Total Gross - PIT	
	Income Inclusion - CIT	
	Income Inclusion - PIT	
	Total Net - CIT	
	Total Net - PIT	
	Total Net	
	Total Net - CIT - Rounded	
	Total Net - PIT - Rounded	
	Total Net - Rounded	

	Tier 2 - CIT	
	Tier 2 - PIT	
	Total Gross - CIT	
	Total Gross - PIT	
	Income Inclusion - CIT	
	Income Inclusion - PIT	
	Total Net - CIT	
	Total Net - PIT	
	Total Net	
	Total Net - CIT - Rounded	
	Total Net - PIT - Rounded	

\$ million		Share of cost		\$ million					
Total Without Tax exempt and									
Total adjusted for s Partnerships only				2017	2018	Total	Total adjusted for share	Partnerships only	Total Without Tax exempt and
7,272									
	Tier 1 - CIT								
	Tier 1 - PIT								
	Tier 2 - CIT								
	Tier 2 - PIT								
	Total Gross - CIT								
	Total Gross - PIT								
	Income Inclusion - CIT								
	Income Inclusion - PIT								
	Total Net - CIT								
	Total Net - PIT								
	Total Net								
	Total Net - CIT - Rounded								
	Total Net - PIT - Rounded								
	Total Net - Rounded								

\$ million		Share of cost		\$ million						Share of cost		
Total Without Tax exempt and												
Total adjusted for s Partnerships only				2017	2018	Total	Total adjusted for share	Partnerships only	Total Without Tax exempt and			
										2017	2018	Total
6,666												
	Tier 1 - CIT											
	Tier 1 - PIT											
	Tier 2 - CIT											
	Tier 2 - PIT											
	Total Gross - CIT											
	Total Gross - PIT											

s.69(1)(g) re: (d)

s.69(1)(g) re: (e)

[illegible]

Total Without Tax exempt and partnerships									Total Without Tax exempt and partnerships			
Total adjusted for s Partnerships only			2017	2018	Total	Total ad justed for share	Part nerhsips only			2017	2018	Total
	Tier 1 - CIT								Tier 1 - CIT			
	Tier 1 - PIT								Tier 1 - PIT			
	Tier 2 - CIT								Tier 2 - CIT			
	Tier 2 - PIT								Tier 2 - PIT			
	Total Gross - CIT								To tal Gross - CIT			
	Total Gross - PIT								To tal Gross - PIT			
	Income Inclusion - CIT								IncomeIn dusion - CIT			
	Income Inclusion - PIT								IncomeIn dusion - PIT			
	Total Net - CIT								To tal Net - CIT			
	Total Net - PIT								To tal Net - PIT			
	Total Net								To tal Net			
	Total Net - CIT - Rounded								To tal Net - CIT - Rounded			
	Total Net - PIT - Rounded								To tal Net - PIT - Rounded			
	Total Net - Round ed								To tal Net - Rounded			

\$ million		Share of cost	\$ million					Share of cost	
Total adjusted for s Partnerships only	Total Without Tax exempt and partnerships		2017	2018	Total	Total ad justed for share	Partnerships only		Total Without Tax exempt and partnerships
	Tier 1 - CIT							Tier 1 - CIT	
	Tier 1 - PIT							Tier 1 - PIT	
	Tier 2 - CIT							Tier 2 - CIT	
	Tier 2 - PIT							Tier 2 - PIT	
	Total Gross - CIT							Total Gross - CIT	
	Total Gross - PIT							Total Gross - PIT	
	Income Inclusion - CIT							Income Inclusion - CIT	
	Income Inclusion - PIT							Income Inclusion - PIT	
	Total Net - CIT							Total Net - CIT	
	Total Net - PIT							Total Net - PIT	
	Total Net							Total Net	
	Total Net - CIT- Rounded							Total Net - CIT- Rounded	
	Total Net - PIT - Rounded							Total Net - PIT - Rounded	
	Total Net - Rounded							Total Net - Rounded	

\$ million		Share of cost	\$ million						Share of cost
Total adjusted for s Partnerships only	Total Without Tax exempt and partnerships		2017	2018	Total	Total adjusted for share	Partnerships only	Total Without Tax exempt and partnerships	
	Tier 1 - CIT							Tier 1 - CIT	
	Tier 1 - PIT							Tier 1 - PIT	
	Tier 2 - CIT							Tier 2 - CIT	

s.69(1)(g) re: (d)

s.69(1)(g) re: (e)

<u>\$ million</u>	
	Total Without Tax exempt and
Total adjusted for s Partnerships only	partnerships

<u>\$ million</u>	
	Total Without Tax exempt and
Total adjusted for s Partnerships only	partnerships
	Tier 1 - CIT
	Tier 1 - PIT
	Tier 2 - CIT
	Tier 2 - PIT
	Total Gross - CIT
	Total Gross - PIT
	Income Inclusion - CIT
	Income Inclusion - PIT
	Total Net - CIT
	Total Net - PIT
	Total Net
	Total Net - CIT - Rounded
	Total Net - PIT - Rounded
	Total Net - Rounded

Share of cost		<u>\$ million</u>					Share of cost		
		Total Without Tax exempt and							
		2017	2018	Total	Total adjusted for share	Partnerships only	partnerhsips		
							Tier 1 - CIT		
							Tier 1 - PIT		
							Tier 2 - CIT		
							Tier 2 - PIT		
							Total Gross - CIT		
							Total Gross - PIT		
							Income Inclusion - CIT		
							Income Inclusion - PIT		
							Total Net - CIT		
							Total Net - PIT		
							Total Net		
							Total Net - CIT - Rounded		
							Total Net - PIT - Rounded		
							Total Net - Rounded		

s.69(1)(g) re: (d)

s.69(1)(g) re: (e)

s.69(1)(g) re: (d)

s.69(1)(g) re: (e)

\$ million			Share of cost		\$ million				Share of cost		
Total adjusted for s Partnerships only	Total Without Tax exempt and partnerships		2017	2018	Total	Total adjusted for share	Partnerships only	Total Without Tax exempt and partnerships	2017	2018	Total
5,016		Tier 1 - CIT									
		Tier 1 - PIT									
		Tier 2 - CIT									

Tier 2 - PIT	
Total Gross - CIT	
Total Gross - PIT	
Incomelndusion - CIT	
Incomelndusion - PIT	
Total Net - CIT	
Total Net - PIT	
Total Net	
Total Net - CIT - Rounded	
Total Net - PIT - Rounded	
Total Net - Rounded	

002879

Income Inclusion - PIT

Total Net - CIT

Total Net - PIT

Total Net

Total Net - CIT - Rounded

Total Net - PIT - Rounded

Total Net - Rounded

Income Inclusion - PIT

Total Net - CIT

Total Net - PIT

Total Net

Total Net - CIT - Rounded

Total Net - PIT - Rounded

Total Net - Rounded

\$ million	
	Total Without Tax exempt and partnerships
Total adjusted for s Partnerships only	

s.69(1)(g) re: (d)

s.69(1)(g) re: (e)

s.69(1)(g) re: (d)

s.69(1)(g) re: (e)

\$ million		
		Total Without Tax
		exempt and
Total adjusted for share	Partnerships only	partnerships

\$ million		
		Total Without Tax exempt and partnerships
Total adjusted for share	Partnerships only	

s.69(1)(g) re: (d)

s.69(1)(g) re: (e)

\$ million		
		Total Without Tax exempt and
Total adjusted for share	Partnerships only	partnerships

\$ million	
	s.69(1)(g) re: (d)
	s.69(1)(g) re: (e)

		Total Without Tax exempt and partnerships
Total adjusted for share	Partnerships only	

\$ million		Total Without Tax exempt and partnerships
Total adjusted for share	Partnerships only	
		Tier 1 - CIT
		Tier 1 - PIT
		Tier 2 - CIT
		Tier 2 - PIT
		Total Gross - CIT
		Total Gross - PIT
		Income Inclusion - CIT
		Income Inclusion - PIT
		Total Net - CIT
		Total Net - PIT
		Total Net
		Total Net - CIT - Rounded
		Total Net - PIT - Rounded
		Total Net - Rounded

\$ million		Total Without Tax exempt and partnerships
Total adjusted for share	Partnerships only	
		Tier 1 - CIT
		Tier 1 - PIT
		Tier 2 - CIT

Share of cost	\$ million	Total Without Tax exempt and partnerships
	20172018Total	Total adjusted for sharePartnerships only
		Tier 1 - CIT
		Tier 1 - PIT
		Tier 2 - CIT
		Tier 2 - PIT
		Total Gross - CIT
		Total Gross - PIT
		Income Inclusion - CIT
		Income Inclusion - PIT
		Total Net - CIT
		Total Net - PIT
		Total Net
		Total Net - CIT - Rounded
		Total Net - PIT - Rounded
		Total Net - Rounded

Share of cost	\$ million	Total Without Tax exempt and partnerships
	20172018Total	Total adjusted for sharePartnerships only
		Tier 1 - CIT
		Tier 1 - PIT
		Tier 2 - CIT

s.69(1)(g) re: (d)

s.69(1)(g) re: (e)

Share of cost	\$ million	Total Without Tax exempt and partnerships
	20172018Total	Total adjusted for sharePartnerships only
		Tier 1 - CIT
		Tier 1 - PIT
		Tier 2 - CIT
		Tier 2 - PIT
		Total Gross - CIT
		Total Gross - PIT
		Income Inclusion - CIT
		Income Inclusion - PIT
		Total Net - CIT
		Total Net - PIT
		Total Net
		Total Net - CIT - Rounded
		Total Net - PIT - Rounded
		Total Net - Rounded

Share of cost	\$ million	Total Without Tax exempt and partnerships
	20172018Total	Total adjusted for sharePartnerships only
		Tier 1 - CIT
		Tier 1 - PIT
		Tier 2 - CIT

Tier 2 - PIT
Total Gross - CIT
Total Gross - PIT
Income In dusion - CIT
Income In dusion - PIT
Total Net - CIT
Total Net - PIT
Total Net
Total Net - CIT - Rounded
Total Net - PIT - Rounded
Total Net - Rounded

Tier 2 - PIT
Total Gross - CIT
Total Gross - PIT
Income In dusion - CIT
Income In dusion - PIT
Total Net - CIT
Total Net - PIT
Total Net
Total Net - CIT - Rounded
Total Net - PIT - Rounded
Total Net - Rounded

\$ million			Share of cost			\$ million			Share of cost			\$ million			Share of cost			\$ million			Share of cost		
Total Without Tax exempt and partnerships			Total Without Tax exempt and partnerships			Total Without Tax exempt and partnerships			Total Without Tax exempt and partnerships			Total Without Tax exempt and partnerships			Total Without Tax exempt and partnerships			Total Without Tax exempt and partnerships			Total Without Tax exempt and partnerships		
Total adjusted for share	Partnerships only		2017	2018	Total	Total adjusted for share	Partnerships only		2017	2018	Total	Total adjusted for share	Partnerships only		2017	2018	Total	Total adjusted for share	Partnerships only		2017	2018	Total
1,549																							
		Tier 1 - CIT																					
		Tier 1 - PIT																					
		Tier 2 - CIT																					
		Tier 2 - PIT																					
		Total Gross - CIT																					
		Total Gross - PIT																					
		Income In dusion - CIT																					
		Income In dusion - PIT																					
		Total Net - CIT																					
		Total Net - PIT																					
		Total Net																					
		Total Net - CIT - Rounded																					
		Total Net - PIT - Rounded																					
		Total Net - Rounded																					

\$ million			Share of cost			\$ million			Share of cost			\$ million			Share of cost			\$ million			Share of cost		
Total Without Tax exempt and partnerships			Total Without Tax exempt and partnerships			Total Without Tax exempt and partnerships			Total Without Tax exempt and partnerships			Total Without Tax exempt and partnerships			Total Without Tax exempt and partnerships			Total Without Tax exempt and partnerships			Total Without Tax exempt and partnerships		
Total adjusted for share	Partnerships only		2017	2018	Total	Total adjusted for share	Partnerships only		2017	2018	Total	Total adjusted for share	Partnerships only		2017	2018	Total	Total adjusted for share	Partnerships only		2017	2018	Total
		Tier 1 - CIT																					
		Tier 1 - PIT																					
		Tier 2 - CIT																					
		Tier 2 - PIT																					
		Total Gross - CIT																					
		Total Gross - PIT																					
		Income In dusion - CIT																					
		Income In dusion - PIT																					

s.69(1)(g) re: (d)

s.69(1)(g) re: (e)

s.69(1)(g) re: (e)

\$ million			Share of cost			\$million			Share of cost			\$million		
		Total Without Tax exempt and partnerships						Total With out Tax exempt and partnerships						Total Without Tax exempt and partnerships
Total adjusted for share	Partnerhsips only		2017	2018	Total	Total adjusted for share	Partnerhsips only		2017	2018	Total	To tal ad justed for share	Partnerhsips only	partnerhsips
		Tier 1 - CIT						Tier 1 - CIT						
		Tier 1 - PIT						Tier 1 - PIT						
		Tier 2 - CIT						Tier 2 - CIT						
		Tier 2 - PIT						Tier 2 - PIT						
		To tal Gross - CIT						To tal Gross - CIT						
		To tal Gross - PIT						To tal Gross - PIT						
		Income In dusion - CIT						Income In dusion - CIT						
		Income In dusion - PIT						Income In dusion - PIT						
		To tal Net - CIT						To tal Net - CIT						
		To tal Net - PIT						To tal Net - PIT						
		To tal Net						To tal Net						
		To tal Net - CIT - Roun ded						To tal Net - CIT - Rounded						
		To tal Net - PIT - Rounded						To tal Net - PIT - Rounded						
		To tal Net - Rounded						To tal Net - Rounded						

s.69(1)(g) re: (d)

s.69(1)(g) re: (e)

s.69(1)(g) re: (e)

002890

	Tier 2 - PIT	
	Total Gross - CIT	
	Total Gross - PIT	
	IncomeIn dusion - CIT	
	IncomeIn dusion - PIT	
	Total Net - CIT	
	Total Net - PIT	
	Total Net	
	Total Net - CIT - Rounded	
	Total Net - PIT - Rounded	
	Total Net - Rounded	

	Tier 2 - PIT	
	Total Gross - CIT	
	Total Gross - PIT	
	IncomeIn dusion - CIT	
	IncomeIn dusion - PIT	
	Total Net - CIT	
	Total Net - PIT	
	Total Net	
	Total Net - CIT - Rounded	
	Total Net - PIT - Rounded	
	Total Net - Rounded	

<u>\$million</u>			Share of cost		<u>\$million</u>			Share of cost		<u>\$million</u>			Share of cost		<u>\$million</u>		
		Total Without Tax exempt and partnerships					Total Without Tax exempt and partnerships								Total Without Tax exempt and partnerships		
Total adjusted for share	Partnerships only		2017	2018	Total	Total adjusted for share	Partnerships only		2017	2018	Total	Total adjusted for share	Partnerships only		2017	2018	Total
		Tier 1 - CIT						Tier 1 - CIT						Tier 1 - CIT			
		Tier 1 - PIT						Tier 1 - PIT						Tier 1 - PIT			
		Tier 2 - CIT						Tier 2 - CIT						Tier 2 - CIT			
		Tier 2 - PIT						Tier 2 - PIT						Tier 2 - PIT			
		Total Gross - CIT						Total Gross - CIT						Total Gross - CIT			
		Total Gross - PIT						Total Gross - PIT						Total Gross - PIT			
		Income In dusion - CIT						Income In dusion - CIT						Income In dusion - CIT			

s.69(1)(g) re: (d)

s.69(1)(g) re: (e)

Income In dusion - PIT

Total Net - CIT
Total Net - PIT
Total Net

Total Net - CIT - Rounded
Total Net - PIT - Rounded
Total Net - Rounded

Income In dusion - PIT

Total Net - CIT
Total Net - PIT
Total Net

Total Net - CIT - Rounded
Total Net - PIT - Rounded
Total Net - Rounded

s.69(1)(g) re: (d)

s.69(1)(g) re: (e)

Effective CIT/PIT tax rate	10%	
Effective CIT tax rate (all corporations)	10%	
Effective CIT reduced tax rate	6%	Taxable PIT
Effective PIT tax rate	22%	64%
Effective partnerships tax rate	14%	

	2016A	2017A	2018A	2019A	2020A
SEPHEWE	956	976	1,001	1,024	1,052
Growth from X year to 2020	110.0%	107.9%	105.1%		

	Share of cost	\$ million					Total Without Tax exempt and partnerships
		2017	2018	Total	Total adjusted for share	Partnerships only	

Total Gross - CIT
Total Gross - PIT

Income Inclusion - CIT
Income Inclusion - PIT

Total Net - CIT
Total Net - PIT
Total Net

Total Net - CIT - Rounded
Total Net - PIT - Rounded
Total Net - Rounded

	Share of cost	\$ million					Total Without Tax exempt and partnerships
		2017	2018	Total	Total adjusted for share	Partnerships only	

Total Gross - CIT
Total Gross - PIT

Income Inclusion - CIT
Income Inclusion - PIT

Total Net - CIT
Total Net - PIT
Total Net

Total Net - CIT - Rounded
Total Net - PIT - Rounded
Total Net - Rounded

	Share of cost	\$ million				
--	---------------	------------	--	--	--	--

s.69(1)(g) re: (d)

s.69(1)(g) re: (e)

	Share of cost	\$ million				
--	---------------	------------	--	--	--	--

	Total Without Tax							Total Without Tax					
	2017	2018	Total	Total adjusted for share	Partnerships only	exempt and partnerships		2017	2018	Total	Total adjusted for share	Partnerships only	exempt and partnerships
Total Gross - CIT								Total Gross - CIT					
Total Gross - PIT								Total Gross - PIT					
Income Inclusion - CIT								Income Inclusion - CIT					
Income Inclusion - PIT								Income Inclusion - PIT					
Total Net - CIT								Total Net - CIT					
Total Net - PIT								Total Net - PIT					
Total Net								Total Net					
Total Net - CIT - Rounded								Total Net - CIT - Rounded					
Total Net - PIT - Rounded								Total Net - PIT - Rounded					
Total Net - Rounded								Total Net - Rounded					
Share of cost													
	\$ million							Total Without Tax					
	2017	2018	Total	Total adjusted for share	Partnerships only	exempt and partnerships							
Total Gross - CIT													
Total Gross - PIT													
Income Inclusion - CIT													
Income Inclusion - PIT													
Total Net - CIT													
Total Net - PIT													
Total Net													
Total Net - CIT - Rounded													
Total Net - PIT - Rounded													
Total Net - Rounded													
s.69(1)(g) re: (d)													
s.69(1)(g) re: (e)													

Pages 2895 to / à 2898

are duplicates

sont des duplicatas

Effective CIT/PIT tax rate	10%	
Effective CIT tax rate (all corporations)	10%	
Effective CIT reduced tax rate	6%	Taxable PIT
Effective PIT tax rate	22%	64%
Effective partnerships tax rate	14%	

	2016A	2017A	2018A	2019A	2020A	
SEPHAWE	956	976	1,001	1,024	1,052	
Growth from X year to 2020	110.0%	107.9%	105.1%			

	Share of cost	\$ million					Total Without Tax exempt and partnerships
		2017	2018	Total	Total adjusted for share	Partnerships only	

Total Gross - CIT

Total Gross - PIT

In come Inclusion - CIT

In come Inclusion - PIT

Total Net - CIT

Total Net - PIT

Total Net

Total Net - CIT - Rounded

Total Net - PIT - Rounded

Total Net - Rounded

s.69(1)(g) re: (d)

s.69(1)(g) re: (e)

	Share of cost	\$ million					Total Without Tax exempt and partnerships
		2017	2018	Total	Total adjusted for share	Partnerships only	

Total Gross - CIT

Total Gross - PIT

In come Inclusion - CIT

In come Inclusion - PIT

Total Net - CIT

Total Net - PIT

Total Net

Total Net - CIT - Rounded

Total Net - PIT - Rounded

Total Net - Rounded

Total Net - CIT - Rounded
Total Net - PIT - Rounded
Total Net - Rounded

	Share of cost	\$ million
--	---------------	------------

	Share of cost	\$ million
--	---------------	------------

Cost for corporations

year	number_employer	sum_wage_sub_emplr	For 4 weeks
2017			
2018			

436300

Qualifying ccpc only

year	COUNT_of_INT_BN	SUM_of_sum_empt_incamt	sum_wage_sub_emplr
2018			

s.69(1)(g) re: (d)

s.69(1)(g) re: (e)

Pages 2903 to / à 2906
are duplicates
sont des duplicatas

2017 i ncrease	1.069340651
Available 4 weeks	0.076923077

Unincorporated

For 4 weeks

2017
2018

T2125 salary and wages Gross up by 1/0.87 based on PIT qu ant group
6,315,241,942 7,258,898,784
share of empl inc 2.95%

Cost fo r corporations

year number_employer sum_wage_sub_emplr

For 4 weeks

2017
2018

436300

Qualifying cc pc only

year COUNT_of_INT_BN SUM_of_sum_empt_incamt su m_wage_sub_emplr

2018

s.69(1)(g) re: (d)

Unincorporated

For 4 weeks

2017
2018

T2125 salary and wages Gross up by 1/0.87 based on PIT qu ant group
6,315,241,942 7,258,898,784
share of empl inc #DIV/0!

s.69(1)(g) re: (e)

Cost fo r corporations

year number_employer sum_wage_sub_emplr

For 4 weeks

2017
2018

436300

Qualifying cc pc only

year COUNT_of_INT_BN SUM_of_sum_empt_incamt su m_wage_sub_emplr

2018

Unincorporated

For 4 weeks

2017
2018

T2125 salary and wages Gross up by 1/0.87 based on PIT qu ant group
6,315,241,942 7,258,898,784
share of empl inc #DIV/0!

Cost for corporations

year	number_employer	sum_wage_sub_emplr	For 4 weeks
2017			
2018			

436300

Qualifying ccpc only

year	COUNT_of_INT_BN	SUM_of_sum_empt_incant	sum_wage_sub_emplr
2018			

s.69(1)(g) re: (d)
s.69(1)(g) re: (e)

Pages 2909 to / à 2981
are duplicates
sont des duplicatas

	Jan-2020	Feb-2020	Mar-2020	Apr-2020	May-2020	Jun-2020	Jul-2020	Aug-2020	Sep-2020	Oct-2020	Nov-2020	Dec-2020
--	----------	----------	----------	----------	----------	----------	----------	----------	----------	----------	----------	----------

4-week Period				\$ million								
					CEWS 4week	Period 5	Period 6	Period 7	Period 8	Period 9	Period 10	

Total Gross - CIT
Total Gross - PIT
Total Gross

--	--	--	--	--	--	--	--	--	--	--	--	--

Total Gross - CIT
Total Gross - PIT
Total Gross

					\$ million							
					CEWS 4week	Period 5	Period 6	Period 7				

Furlounged employee portion

Gross - CIT
Gross - PIT
CEWS New scheme
Gross - CIT
Gross - PIT
Total Gross - CIT
Total Gross - PIT
Total Gross

					\$ million							
					CEWS 4week	Period 5	Period 6	Period 7				

Furlounged employee portion

Gross - CIT
Gross - PIT
CEWS New scheme
Gross - CIT
Gross - PIT
Total Gross - CIT
Total Gross - PIT
Total Gross

s.18(d)
s.21(1)(b)
s.69(1)(g) re: (d)
s.69(1)(g) re: (e)

=

		\$ million				
		CEWS 4week	Period 5	Period 6	Period 7	Period 8
Furloughed employee portion						
Gross - CIT						
Gross - PIT						
CEWS New scheme						
Gross - CIT						
Gross - PIT						
Total Gross - CIT						
Total Gross - PIT						
Total Gross						

		\$ million			
		CEWS 4week	Period 5	Period 6	Period 7
Furloughed employee portion					
Gross - CIT					
Gross - PIT					
CEWS New scheme					
Gross - CIT					
Gross - PIT					
Total Gross - CIT					
Total Gross - PIT					
Total Gross					

		\$ million				
		CEWS 4week	Period 5	Period 6	Period 7	Period 8
Furloughed employee portion						
Gross - CIT						
Gross - PIT						
CEWS New scheme						
Gross - CIT						
Gross - PIT						
Total Gross - CIT						
Total Gross - PIT						
Total Gross						

		\$ million				
		CEWS 4week	Period 5	Period 6	Period 7	Period 8
Furloughed employee portion						
Gross - CIT						
Gross - PIT						
CEWS New scheme						
Gross - CIT						
Gross - PIT						
Total Gross - CIT						
Total Gross - PIT						
Total Gross						

		\$ million			
		CEWS 4week	Period 5	Period 6	Period 7
Furloughed employee portion					
Gross - CIT					
Gross - PIT					
CEWS New scheme					
Gross - CIT					
Gross - PIT					
Total Gross - CIT					
Total Gross - PIT					
Total Gross					

		\$ million				
		CEWS 4week	Period 5	Period 6	Period 7	Period 8
Furloughed employee portion						
Gross - CIT						
Gross - PIT						
CEWS New scheme						
Gross - CIT						
Gross - PIT						
Total Gross - CIT						
Total Gross - PIT						
Total Gross						

		\$ million				
		CEWS 4week	Period 5	Period 6	Period 7	Period 8
Furloughed employee portion		s.69(1)(g) re: (d)				
Gross - CIT		s.69(1)(g) re: (e)				
Gross - PIT						

Gross - CIT	
Gross - PIT	
Total Gross - CIT	
Total Gross - PIT	
Total Gross	

Total Gross**Total Gross****Total Gross - PIT**

s.69(1)(g) re: (e)

		<i>\$ million</i>				
		CEWS 4week	Period 5	Period 6	Period 7	Period 8
<i>Furloughed employee portion</i>						
Gross - CIT						
Gross - PIT						
<i>CEWS New scheme</i>						
Gross - CIT						
Gross - PIT						
Total Gross - CIT						
Total Gross - PIT						
Total Gross						

	\$ million		
	Period 1	Period 2	Period 3
<i>Furloughed employee portion</i>			
Gross - CIT			
Gross - PIT			
<i>CEWS New scheme</i>			
Gross - CIT			
Gross - PIT			
Total Gross - CIT			
Total Gross - PIT			
Total Gross			

02986

Furlounged employee portion

Gross - CIT

Gross - PIT

CEWS New scheme

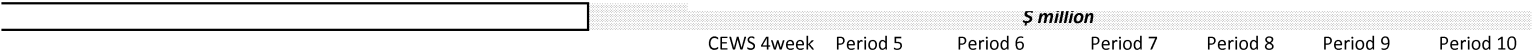
Gross - CIT

Gross - PIT

Total Gross - CIT

Total Gross - PIT

Total Gross



Furlounged employee portion

Gross - CIT

Gross - PIT

CEWS New scheme

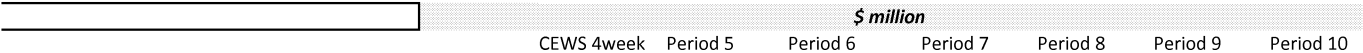
Gross - CIT

Gross - PIT

Total Gross - CIT

Total Gross - PIT

Total Gross



Furlounged employee portion

Gross - CIT

Gross - PIT

CEWS New scheme

Gross - CIT

Gross - PIT

Total Gross - CIT

Total Gross - PIT

Total Gross



Furlounged employee portion

Gross - CIT

Gross - PIT

s.69(1)(g) re: (d)

s.69(1)(g) re: (e)

CEWS New scheme

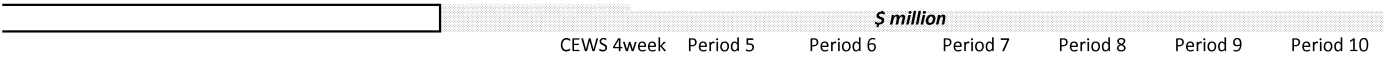
Gross - CIT

Gross - PIT

Total Gross - CIT

Total Gross - PIT

Total Gross



Furloughed employee portion

Gross - CIT

Gross - PIT

CEWS New scheme

Gross - CIT

Gross - PIT

Total Gross - CIT

Total Gross - PIT

Total Gross



Furloughed employee portion

Gross - CIT

Gross - PIT

CEWS New scheme

Gross - CIT

Gross - PIT

Total Gross - CIT

Total Gross - PIT

Total Gross



s.69(1)(g) re: (d)
s.69(1)(g) re: (e)

Effective CIT/PIT tax rate	10%
Effective CIT tax rate (all corporations)	10%
Effective CIT reduced tax rate	6%
Effective PIT tax rate	22%
Effective partnerships tax rate	14%

Taxable PIT
64%

	2016A	2017A	2018A	2019A	2020A
SEPHAWE	956	976	1,001	1,024	1,052
Growth from X year to 2020	110.0%	107.9%	105.1%		

	Share of cost	\$ million					Total Without Tax exempt and partnerhsips
		2017	2018	Total	Total adjusted for share	Partnerhsips only	
Tier 1 - CIT							Tier 1 - CIT
Tier 1 - PIT							Tier 1 - PIT
Tier 2 - CIT							Tier 2 - CIT
Tier 2 - PIT							Tier 2 - PIT
Total Gross - CIT							Total Gross - CIT
Total Gross - PIT							Total Gross - PIT
Income Inclusion - CIT							Income Inclusion - CIT
Income Inclusion - PIT							Income Inclusion - PIT
Total Net - CIT							Total Net - CIT
Total Net - PIT							Total Net - PIT
Total Net							Total Net
Total Net - CIT - Rounded							Total Net - CIT - Rounded
Total Net - PIT - Rounded							Total Net - PIT - Rounded
Total Net - Rounded							Total Net - Rounded

	Share of cost	\$ million					Total Without Tax exempt and partnerhsips
		2017	2018	Total	Total adjusted for share	Partnerhsips only	
Tier 1 - CIT							
Tier 1 - PIT							
Tier 2 - CIT							
Tier 2 - PIT							
Total Gross - CIT							
Total Gross - PIT							
Income Inclusion - CIT							
Income Inclusion - PIT							
Total Net - CIT							
Total Net - PIT							
Total Net							
Total Net - CIT - Rounded							
Total Net - PIT - Rounded							

	Share of cost	\$ million			
		2017	2018	Total	Total adjusted for sl
Tier 1 - CIT					
Tier 1 - PIT					
Tier 2 - CIT					
Tier 2 - PIT					
Total Gross - CIT					
Total Gross - PIT					
Income Inclusion - CIT					
Income Inclusion - PIT					
Total Net - CIT					
Total Net - PIT					
Total Net					
Total Net - CIT - Rounded					
Total Net - PIT - Rounded					
Total Net - Rounded					

s.69(1)(g) re: (d)

s.69(1)(g) re: (e)

Total Net - Rounded

	Share of cost	\$ million						Share of cost	\$ million				
		2017	2018	Total	Total adjusted for share	Partnertships only	Total Without Tax exempt and partnerhsips			2017	2018	Total	Total adjusted for s
Tier 1 - CIT							Tier 1 - CIT						
Tier 1 - PIT							Tier 1 - PIT						
Tier 2 - CIT							Tier 2 - CIT						
Tier 2 - PIT							Tier 2 - PIT						
Total Gross - CIT							Total Gross - CIT						
Total Gross - PIT							Total Gross - PIT						
Income Inclusion - CIT							Income Inclusion - CIT						
Income Inclusion - PIT							Income Inclusion - PIT						
Total Net - CIT							Total Net - CIT						
Total Net - PIT							Total Net - PIT						
Total Net							Total Net						
Total Net - CIT - Rounded							Total Net - CIT - Rounded						
Total Net - PIT - Rounded							Total Net - PIT - Rounded						
Total Net - Rounded							Total Net - Rounded						

	Share of cost	\$ million						Share of cost	\$ million			
							Total Without Tax exempt and partnerhsips					
		2017	2018	Total	Total adjusted for share	Partnerhsips only			2017	2018	Total	Total adjusted for s
Tier 1 - CIT							Tier 1 - CIT					
Tier 1 - PIT							Tier 1 - PIT					
Tier 2 - CIT							Tier 2 - CIT					
Tier 2 - PIT							Tier 2 - PIT					
Total Gross - CIT							Total Gross - CIT					
Total Gross - PIT							Total Gross - PIT					
Income Inclusion - CIT							Income Inclusion - CIT					
Income Inclusion - PIT							Income Inclusion - PIT					
Total Net - CIT							Total Net - CIT					
Total Net - PIT							Total Net - PIT					
Total Net							Total Net					
Total Net - CIT - Rounded							Total Net - CIT - Rounded					
Total Net - PIT - Rounded							Total Net - PIT - Rounded					
Total Net - Rounded							Total Net - Rounded					

	Share of cost	\$ million					Total Without Tax exempt and partnerhsips		Share of cost	\$ million			
		2017	2018	Total	Total adjusted for share	Partnerhsips only				2017	2018	Total	Total adjusted for sl
Tier 1 - CIT								Tier 1 - CIT					
Tier 1 - PIT								Tier 1 - PIT					

Income Inclusion - CIT
Income Inclusion - PIT

Total Net - CIT
Total Net - PIT
Total Net

Total Net - CIT - Rounded
Total Net - PIT - Rounded
Total Net - Rounded

	Share of cost	\$ million						Total Without Tax exempt and partnerhsips
		2017	2018	Total	Total adjusted for share	Partnerhsips only		

Tier 1 - CIT
Tier 1 - PIT

Tier 2 - CIT
Tier 2 - PIT

Total Gross - CIT
Total Gross - PIT

Income Inclusion - CIT
Income Inclusion - PIT

Total Net - CIT
Total Net - PIT
Total Net

Total Net - CIT - Rounded
Total Net - PIT - Rounded
Total Net - Rounded

	Share of cost	\$ million						Total Without Tax exempt and partnerhsips
		2017	2018	Total	Total adjusted for share	Partnerhsips only		

Tier 1 - CIT
Tier 1 - PIT

Tier 2 - CIT
Tier 2 - PIT

Total Gross - CIT
Total Gross - PIT

Income Inclusion - CIT
Income Inclusion - PIT

Total Net - CIT
Total Net - PIT
Total Net

Income Inclusion - CIT
Income Inclusion - PIT

Total Net - CIT
Total Net - PIT
Total Net

Total Net - CIT - Rounded
Total Net - PIT - Rounded
Total Net - Rounded

	Share of cost	\$ million				Total Without Tax exempt and partnerhsips
		2017	2018	Total	Total adjusted for sl	

Tier 1 - CIT
Tier 1 - PIT

Tier 2 - CIT
Tier 2 - PIT

Total Gross - CIT
Total Gross - PIT

Income Inclusion - CIT
Income Inclusion - PIT

Total Net - CIT
Total Net - PIT
Total Net

Total Net - CIT - Rounded
Total Net - PIT - Rounded
Total Net - Rounded

	Share of cost	\$ million				Total Without Tax exempt and partnerhsips
		2017	2018	Total	Total adjusted for sl	

Tier 1 - CIT
Tier 1 - PIT

Tier 2 - CIT
Tier 2 - PIT

Total Gross - CIT
Total Gross - PIT

Income Inclusion - CIT
Income Inclusion - PIT

Total Net - CIT
Total Net - PIT
Total Net

Total Net - CIT - Rounded
Total Net - PIT - Rounded
Total Net - Rounded

Total Net - CIT - Rounded
Total Net - PIT - Rounded
Total Net - Rounded

	Share of cost	\$ million						Total Without Tax exempt and partnerhsips
		2017	2018	Total	Total adjusted for share	Partnerhsips only		
Tier 1 - CIT								
Tier 1 - PIT								
Tier 2 - CIT								
Tier 2 - PIT								
Total Gross - CIT								
Total Gross - PIT								
Income Inclusion - CIT								
Income Inclusion - PIT								
Total Net - CIT								
Total Net - PIT								
Total Net								

Total Net - CIT - Rounded
Total Net - PIT - Rounded
Total Net - Rounded

	Share of cost	\$ million			
		2017	2018	Total	Total adjusted for sl
Tier 1 - CIT					
Tier 1 - PIT					
Tier 2 - CIT					
Tier 2 - PIT					
Total Gross - CIT					
Total Gross - PIT					
Income Inclusion - CIT					
Income Inclusion - PIT					
Total Net - CIT					
Total Net - PIT					
Total Net					

Total Net - CIT - Rounded
Total Net - PIT - Rounded
Total Net - Rounded

	Share of cost	\$ million						Total Without Tax exempt and partnerhsips
		2017	2018	Total	Total adjusted for share	Partnerhsips only		
Tier 1 - CIT								
Tier 1 - PIT								
Tier 2 - CIT								
Tier 2 - PIT								
Total Gross - CIT								
Total Gross - PIT								
Income Inclusion - CIT								
Income Inclusion - PIT								
Total Net - CIT								
Total Net - PIT								
Total Net								

Total Net - CIT - Rounded
Total Net - PIT - Rounded
Total Net - Rounded

	Share of cost	\$ million			
		2017	2018	Total	Total adjusted for sl
Tier 1 - CIT					
Tier 1 - PIT					
Tier 2 - CIT					
Tier 2 - PIT					
Total Gross - CIT					
Total Gross - PIT					
Income Inclusion - CIT					
Income Inclusion - PIT					
Total Net - CIT					
Total Net - PIT					
Total Net					

Total Net - CIT - Rounded
Total Net - PIT - Rounded
Total Net - Rounded

	Share of cost	\$ million					

s.69(1)(g) re: (d)
s.69(1)(g) re: (e)

	Share of cost	\$ million			

		Total Without Tax exempt and partnerhsips											
		2017	2018	Total	Total adjusted for share	Partnerhsips only		2017	2018	Total	Total adjusted for sl		
Tier 1 - CIT								Tier 1 - CIT					
Tier 1 - PIT								Tier 1 - PIT					
Tier 2 - CIT								Tier 2 - CIT					
Tier 2 - PIT								Tier 2 - PIT					
Total Gross - CIT								Total Gross - CIT					
Total Gross - PIT								Total Gross - PIT					
Income Inclusion - CIT								Income Inclusion - CIT					
Income Inclusion - PIT								Income Inclusion - PIT					
Total Net - CIT								Total Net - CIT					
Total Net - PIT								Total Net - PIT					
Total Net								Total Net					
Total Net - CIT - Rounded								Total Net - CIT - Rounded					
Total Net - PIT - Rounded								Total Net - PIT - Rounded					
Total Net - Rounded								Total Net - Rounded					
		Share of cost						Share of cost					
		\$ million						\$ million					
		2017	2018	Total	Total adjusted for share	Partnerhsips only	Total Without Tax exempt and partnerhsips			2017	2018	Total	Total adjusted for sl
Tier 1 - CIT								Tier 1 - CIT					
Tier 1 - PIT								Tier 1 - PIT					
Tier 2 - CIT								Tier 2 - CIT					
Tier 2 - PIT								Tier 2 - PIT					
Total Gross - CIT								Total Gross - CIT					
Total Gross - PIT								Total Gross - PIT					
Income Inclusion - CIT								Income Inclusion - CIT					
Income Inclusion - PIT								Income Inclusion - PIT					
Total Net - CIT								Total Net - CIT					
Total Net - PIT								Total Net - PIT					
Total Net								Total Net					
Total Net - CIT - Rounded								Total Net - CIT - Rounded					
Total Net - PIT - Rounded								Total Net - PIT - Rounded					
Total Net - Rounded								Total Net - Rounded					
		Share of cost						Share of cost					
		\$ million						\$ million					
		2017	2018	Total	Total adjusted for share	Partnerhsips only	Total Without Tax exempt and partnerhsips			2017	2018	Total	Total adjusted for sl
Tier 1 - CIT								Tier 1 - CIT					
Tier 1 - PIT								Tier 1 - PIT					
Tier 2 - CIT								Tier 2 - CIT					

s.69(1)(g) re: (d)

s.69(1)(g) re: (e)

Tier 2 - PIT

Total Gross - CIT

Total Gross - PIT

Income Inclusion - CIT

Income Inclusion - PIT

Total Net - CIT

Total Net - PIT

Total Net

Total Net - CIT - Rounded

Total Net - PIT - Rounded

Total Net - Rounded

Tier 2 - PIT

Total Gross - CIT

Total Gross - PIT

Income Inclusion - CIT

Income Inclusion - PIT

Total Net - CIT

Total Net - PIT

Total Net

Total Net - CIT - Rounded

Total Net - PIT - Rounded

Total Net - Rounded

	Share of cost	\$ million						Total Without Tax exempt and partnerhsips		Share of cost	\$ million			
		2017	2018	Total	Total adjusted for share	Partnerhsips only					2017	2018	Total	Total adjusted for sl

Tier 1 - CIT

Tier 1 - PIT

Tier 2 - CIT

Tier 2 - PIT

Tier 1 - CIT

Tier 1 - PIT

Tier 2 - CIT

Tier 2 - PIT

Total Gross - CIT

Total Gross - PIT

Total Gross - CIT

Total Gross - PIT

Income Inclusion - CIT

Income Inclusion - PIT

Income Inclusion - CIT

Income Inclusion - PIT

Total Net - CIT

Total Net - PIT

Total Net

Total Net - CIT

Total Net - PIT

Total Net

Total Net - CIT - Rounded

Total Net - PIT - Rounded

Total Net - Rounded

Total Net - CIT - Rounded

Total Net - PIT - Rounded

Total Net - Rounded

	Share of cost	\$ million						Total Without Tax exempt and partnerhsips		Share of cost	\$ million			
		2017	2018	Total	Total adjusted for share	Partnerhsips only					2017	2018	Total	Total adjusted for sl

Tier 1 - CIT

Tier 1 - PIT

Tier 2 - CIT

Tier 2 - PIT

Tier 1 - CIT

Tier 1 - PIT

Tier 2 - CIT

Tier 2 - PIT

Total Gross - CIT

Total Gross - PIT

Total Gross - CIT

Total Gross - PIT

Income Inclusion - CIT

Income Inclusion - PIT

Income Inclusion - CIT

Income Inclusion - PIT

s.69(1)(g) re: (d)

s.69(1)(g) re: (e)

Total Net - CIT
Total Net - PIT
Total Net

Total Net - CIT - Rounded
Total Net - PIT - Rounded
Total Net - Rounded

Total Net - CIT
Total Net - PIT
Total Net

Total Net - CIT - Rounded
Total Net - PIT - Rounded
Total Net - Rounded

		Share of cost	\$ million								Share of cost	\$ million			
			2017	2018	Total	Total adjusted for share	Partnerhsips only	Total Without Tax exempt and partnerships				2017	2018	Total	Total adjusted for sl
Tier 1 - CIT									Tier 1 - CIT						
Tier 1 - PIT									Tier 1 - PIT						
Tier 2 - CIT									Tier 2 - CIT						
Tier 2 - PIT									Tier 2 - PIT						
Total Gross - CIT									Total Gross - CIT						
Total Gross - PIT									Total Gross - PIT						
Income Inclusion - CIT									Income Inclusion - CIT						
Income Inclusion - PIT									Income Inclusion - PIT						
Total Net - CIT									Total Net - CIT						
Total Net - PIT									Total Net - PIT						
Total Net									Total Net						
Total Net - CIT - Rounded									Total Net - CIT - Rounded						
Total Net - PIT - Rounded									Total Net - PIT - Rounded						
Total Net - Rounded									Total Net - Rounded						

s.69(1)(g) re: (d)
s.69(1)(g) re: (e)

	Total Without Tax
	exempt and
Partnerships only	partnerships

s.69(1)(g) re: (d)
s.69(1)(g) re: (e)

			Share of cost	\$ million					
Partnerhsips only	Total Without Tax exempt and partnerhsips			2017	2018	Total	Total adjusted for share	Partnerhsips only	Total Without Tax exempt and partnerhsips
	Tier 1 - CIT								
	Tier 1 - PIT								
	Tier 2 - CIT								
	Tier 2 - PIT								
	Total Gross - CIT								
	Total Gross - PIT								
	Income Inclusion - CIT								
	Income Inclusion - PIT								
	Total Net - CIT								
	Total Net - PIT								
	Total Net								
	Total Net - CIT - Rounded								
	Total Net - PIT - Rounded								
	Total Net - Rounded								

			Share of cost		\$ million				
	Total Without Tax exempt and partnerhsips							Total Without Tax exempt and partnerhsips	
Partnerhsips only			2017	2018	Total	Total adjusted for share	Partnerhsips only		
	Tier 1 - CIT								
	Tier 1 - PIT								
	Tier 2 - CIT								
	Tier 2 - PIT								
	Total Gross - CIT								
	Total Gross - PIT								
	Income Inclusion - CIT								
	Income Inclusion - PIT								
	Total Net - CIT								
	Total Net - PIT								
	Total Net								
	Total Net - CIT - Rounded								
	Total Net - PIT - Rounded								
	Total Net - Rounded								

s.69(1)(g) re: (d)

s.69(1)(g) re: (e)

			Share of cost	<u>\$ million</u>					
Total Without Tax exempt and partnerhsips								Total Without Tax exempt and partnerhsips	
Partnerhsips only			2017	2018	Total	Total adjusted for share	Partnerhsips only		
	Tier 1 - CIT								
	Tier 1 - PIT								

Share of cost	\$ million			
	2017	2018	Total	Total adjusted for share

Tier 2 - CIT
Tier 2 - PIT
Total Gross - CIT
Total Gross - PIT
Income Inclusion - CIT
Income Inclusion - PIT
Total Net - CIT
Total Net - PIT
Total Net
Total Net - CIT - Rounded
Total Net - PIT - Rounded
Total Net - Rounded

Tier 2 - CIT
Tier 2 - PIT
Total Gross - CIT
Total Gross - PIT
Income Inclusion - CIT
Income Inclusion - PIT
Total Net - CIT
Total Net - PIT
Total Net
Total Net - CIT - Rounded
Total Net - PIT - Rounded

Total Without Tax exempt and partnerhsips		Share of cost	\$ million					Total Without Tax exempt and partnerhsips
Partnerhsips only	partnerhsips		2017	2018	Total	Total adjusted for share	Partnerhsips only	partnerhsips
	Tier 1 - CIT							
	Tier 1 - PIT							
	Tier 2 - CIT							
	Tier 2 - PIT							
	Total Gross - CIT							
	Total Gross - PIT							
	Income Inclusion - CIT							
	Income Inclusion - PIT							
	Total Net - CIT							
	Total Net - PIT							
	Total Net							
	Total Net - CIT - Rounded							
	Total Net - PIT - Rounded							
	Total Net - Rounded							

Total Without Tax exempt and partnerhsips		Share of cost	\$ million					Total Without Tax exempt and partnerhsips	Share of cost	\$ million			
Partnerhsips only	partnerhsips		2017	2018	Total	Total adjusted for share	Partnerhsips only	partnerhsips		2017	2018	Total	Total adjusted for share
	Tier 1 - CIT							Tier 1 - CIT					
	Tier 1 - PIT							Tier 1 - PIT					
	Tier 2 - CIT							Tier 2 - CIT					
	Tier 2 - PIT							Tier 2 - PIT					
	Total Gross - CIT							Total Gross - CIT					
	Total Gross - PIT							Total Gross - PIT					

Income Inclusion - CIT
Income Inclusion - PIT

Total Net - CIT
Total Net - PIT
Total Net

Total Net - CIT - Rounded
Total Net - PIT - Rounded
Total Net - Rounded

Income Inclusion - CIT
Income Inclusion - PIT

Total Net - CIT
Total Net - PIT
Total Net

Total Net - CIT - Rounded
Total Net - PIT - Rounded
Total Net - Rounded

		Share of cost	\$ million						
Total Without Tax exempt and Partnerhsips only partnerhsips			2017	2018	Total	Total adjusted for share	Partnerhsips only	Total Without Tax exempt and partnerhsips	
	Tier 1 - CIT								
	Tier 1 - PIT								
	Tier 2 - CIT								
	Tier 2 - PIT								
Total Gross - CIT									
Total Gross - PIT									
Income Inclusion - CIT									
Income Inclusion - PIT									
Total Net - CIT									
Total Net - PIT									
Total Net									
Total Net - CIT - Rounded									
Total Net - PIT - Rounded									
Total Net - Rounded									

		Share of cost	\$ million							Share of cost	\$ million			
Total Without Tax exempt and Partnerhsips only partnerhsips			2017	2018	Total	Total adjusted for share	Partnerhsips only	Total Without Tax exempt and partnerhsips			2017	2018	Total	Total adjusted for share
	Tier 1 - CIT													
	Tier 1 - PIT													
	Tier 2 - CIT													
	Tier 2 - PIT													
Total Gross - CIT														
Total Gross - PIT														
Income Inclusion - CIT														
Income Inclusion - PIT														
Total Net - CIT														
Total Net - PIT														
Total Net														

s.69(1)(g) re: (d)
s.69(1)(g) re: (e)

Total Net - CIT - Rounded
Total Net - PIT - Rounded
Total Net - Rounded

Total Net - CIT - Rounded
Total Net - PIT - Rounded
Total Net - Rounded

		Share of cost	\$ million						Total Without Tax exempt and partnerhsips
Partnerhsips only	partnerhsips		2017	2018	Total	Total adjusted for share	Partnerhsips only		partnerhsips
	Tier 1 - CIT								
	Tier 1 - PIT								
	Tier 2 - CIT								
	Tier 2 - PIT								
	Total Gross - CIT								
	Total Gross - PIT								
	Income Inclusion - CIT								
	Income Inclusion - PIT								
	Total Net - CIT								
	Total Net - PIT								
	Total Net								
	Total Net - CIT - Rounded								
	Total Net - PIT - Rounded								
	Total Net - Rounded								

		Share of cost	\$ million						Total Without Tax exempt and partnerhsips			Share of cost	\$ million			
Partnerhsips only	partnerhsips		2017	2018	Total	Total adjusted for share	Partnerhsips only	partnerhsips					2017	2018	Total	Total adjusted for share
	Tier 1 - CIT							Tier 1 - CIT								
	Tier 1 - PIT							Tier 1 - PIT								
	Tier 2 - CIT							Tier 2 - CIT								
	Tier 2 - PIT							Tier 2 - PIT								
	Total Gross - CIT							Total Gross - CIT								
	Total Gross - PIT							Total Gross - PIT								
	Income Inclusion - CIT							Income Inclusion - CIT								
	Income Inclusion - PIT							Income Inclusion - PIT								
	Total Net - CIT							Total Net - CIT								
	Total Net - PIT							Total Net - PIT								
	Total Net							Total Net								
	Total Net - CIT - Rounded							Total Net - CIT - Rounded								
	Total Net - PIT - Rounded							Total Net - PIT - Rounded								
	Total Net - Rounded							Total Net - Rounded								

		Share of cost	\$ million						Share of cost	\$ million			
--	--	---------------	------------	--	--	--	--	--	---------------	------------	--	--	--

Total Without Tax exempt and Partnerhsips only partnerhsips							Total Without Tax exempt and Partnerhsips only partnerhsips						
			2017	2018	Total	Total adjusted for share				2017	2018	Total	Total adjusted for share
	Tier 1 - CIT								Tier 1 - CIT				
	Tier 1 - PIT								Tier 1 - PIT				
	Tier 2 - CIT								Tier 2 - CIT				
	Tier 2 - PIT								Tier 2 - PIT				
	Total Gross - CIT								Total Gross - CIT				
	Total Gross - PIT								Total Gross - PIT				
	Income Inclusion - CIT								Income Inclusion - CIT				
	Income Inclusion - PIT								Income Inclusion - PIT				
	Total Net - CIT								Total Net - CIT				
	Total Net - PIT								Total Net - PIT				
	Total Net								Total Net				
	Total Net - CIT - Rounded								Total Net - CIT - Rounded				
	Total Net - PIT - Rounded								Total Net - PIT - Rounded				
	Total Net - Rounded								Total Net - Rounded				

Total Without Tax exempt and Partnerhsips only partnerhsips			\$ million				Total Without Tax exempt and Partnerhsips only partnerhsips			\$ million			
			2017	2018	Total	Total adjusted for share				2017	2018	Total	Total adjusted for share
	Tier 1 - CIT								Tier 1 - CIT				
	Tier 1 - PIT								Tier 1 - PIT				
	Tier 2 - CIT								Tier 2 - CIT				
	Tier 2 - PIT								Tier 2 - PIT				
	Total Gross - CIT								Total Gross - CIT				
	Total Gross - PIT								Total Gross - PIT				
	Income Inclusion - CIT								Income Inclusion - CIT				
	Income Inclusion - PIT								Income Inclusion - PIT				
	Total Net - CIT								Total Net - CIT				
	Total Net - PIT								Total Net - PIT				
	Total Net								Total Net				
	Total Net - CIT - Rounded								Total Net - CIT - Rounded				
	Total Net - PIT - Rounded								Total Net - PIT - Rounded				
	Total Net - Rounded								Total Net - Rounded				

Total Without Tax exempt and Partnerhsips only partnerhsips			\$ million				Total Without Tax exempt and Partnerhsips only partnerhsips			\$ million			
			2017	2018	Total	Total adjusted for share				2017	2018	Total	Total adjusted for share
	Tier 1 - CIT								Tier 1 - CIT				
	Tier 1 - PIT								Tier 1 - PIT				
	Tier 2 - CIT								Tier 2 - CIT				

Tier 2 - PIT
Total Gross - CIT
Total Gross - PIT
Income Inclusion - CIT
Income Inclusion - PIT
Total Net - CIT
Total Net - PIT
Total Net
Total Net - CIT - Rounded
Total Net - PIT - Rounded
Total Net - Rounded

Tier 2 - PIT
Total Gross - CIT
Total Gross - PIT
Income Inclusion - CIT
Income Inclusion - PIT
Total Net - CIT
Total Net - PIT
Total Net
Total Net - CIT - Rounded
Total Net - PIT - Rounded
Total Net - Rounded

Total Without Tax exempt and Partnerhsips only partnerships		Share of cost	\$ million					Total Without Tax exempt and partnerhsips	Share of cost	\$ million			
			2017	2018	Total	Total adjusted for share	Partnerhsips only			2017	2018	Total	Total adjusted for share

Tier 1 - CIT
Tier 1 - PIT
Tier 2 - CIT
Tier 2 - PIT
Total Gross - CIT
Total Gross - PIT
Income Inclusion - CIT
Income Inclusion - PIT
Total Net - CIT
Total Net - PIT
Total Net
Total Net - CIT - Rounded
Total Net - PIT - Rounded
Total Net - Rounded

Tier 1 - CIT
Tier 1 - PIT
Tier 2 - CIT
Tier 2 - PIT
Total Gross - CIT
Total Gross - PIT
Income Inclusion - CIT
Income Inclusion - PIT
Total Net - CIT
Total Net - PIT
Total Net
Total Net - CIT - Rounded
Total Net - PIT - Rounded
Total Net - Rounded

Total Without Tax exempt and Partnerhsips only partnerships		Share of cost	\$ million					Total Without Tax exempt and partnerhsips	Share of cost	\$ million			
			2017	2018	Total	Total adjusted for share	Partnerhsips only			2017	2018	Total	Total adjusted for share

Tier 1 - CIT
Tier 1 - PIT
Tier 2 - CIT
Tier 2 - PIT
Total Gross - CIT
Total Gross - PIT
Income Inclusion - CIT
Income Inclusion - PIT

Tier 1 - CIT
Tier 1 - PIT
Tier 2 - CIT
Tier 2 - PIT
Total Gross - CIT
Total Gross - PIT
Income Inclusion - CIT
Income Inclusion - PIT

s.69(1)(g) re: (d)
s.69(1)(g) re: (e)

Total Net - CIT
Total Net - PIT
Total Net

Total Net - CIT - Rounded
Total Net - PIT - Rounded
Total Net - Rounded

Total Net - CIT
Total Net - PIT
Total Net

Total Net - CIT - Rounded
Total Net - PIT - Rounded
Total Net - Rounded

				Share of cost		\$ million						Share of cost		\$ million					
Total Without Tax exempt and partnerhsips										Total Without Tax exempt and partnerhsips									
Partnerhsips only				2017	2018	Total	Total adjusted for share		Partnerhsips only				2017	2018	Total	Total adjusted for share			
	Tier 1 - CIT										Tier 1 - CIT								
	Tier 1 - PIT										Tier 1 - PIT								
	Tier 2 - CIT										Tier 2 - CIT								
	Tier 2 - PIT										Tier 2 - PIT								
	Total Gross - CIT										Total Gross - CIT								
	Total Gross - PIT										Total Gross - PIT								
	Income Inclusion - CIT										Income Inclusion - CIT								
	Income Inclusion - PIT										Income Inclusion - PIT								
	Total Net - CIT										Total Net - CIT								
	Total Net - PIT										Total Net - PIT								
	Total Net										Total Net								
	Total Net - CIT - Rounded										Total Net - CIT - Rounded								
	Total Net - PIT - Rounded										Total Net - PIT - Rounded								
	Total Net - Rounded										Total Net - Rounded								

s.69(1)(g) re: (d)
s.69(1)(g) re: (e)

	Total Without Tax exempt and partnerhsips
Partnerhsips only	

	Total Without Tax exempt and partnerships only
--	---

Total Without Tax exempt and Partnerships only
partnerships

--

	Total Without Tax exempt and partnerhsips only partnerhsips
--	---

s.69(1)(g) re: (d)
s.69(1)(g) re: (e)

		Share of cost	\$ million					Total Without Tax exempt and partnerhsips only partnerhsips	Share of cost	\$ million					Total Without Tax exempt and partnerhsips only partnerhsips
			2017	2018	Total	Total adjusted for share	Partnerhsips only			2017	2018	Total	Total adjusted for share	Partnerhsips only	
	Tier 1 - CIT							Tier 1 - CIT							Tier 1 - CIT
	Tier 1 - PIT							Tier 1 - PIT							Tier 1 - PIT
	Tier 2 - CIT							Tier 2 - CIT							Tier 2 - CIT
	Tier 2 - PIT							Tier 2 - PIT							Tier 2 - PIT
	Total Gross - CIT							Total Gross - CIT							Total Gross - CIT
	Total Gross - PIT							Total Gross - PIT							Total Gross - PIT
	Income Inclusion - CIT							Income Inclusion - CIT							Income Inclusion - CIT
	Income Inclusion - PIT							Income Inclusion - PIT							Income Inclusion - PIT
	Total Net - CIT							Total Net - CIT							Total Net - CIT
	Total Net - PIT							Total Net - PIT							Total Net - PIT
	Total Net							Total Net							Total Net
	Total Net - CIT - Rounded							Total Net - CIT - Rounded							Total Net - CIT - Rounded
	Total Net - PIT - Rounded							Total Net - PIT - Rounded							Total Net - PIT - Rounded
	Total Net - Rounded							Total Net - Rounded							Total Net - Rounded
		Share of cost	\$ million					Total Without Tax exempt and partnerhsips only partnerhsips	Share of cost	\$ million					Total Without Tax exempt and partnerhsips only partnerhsips
			2017	2018	Total	Total adjusted for share	Partnerhsips only			2017	2018	Total	Total adjusted for share	Partnerhsips only	
	Tier 1 - CIT							Tier 1 - CIT							Tier 1 - CIT
	Tier 1 - PIT							Tier 1 - PIT							Tier 1 - PIT
	Tier 2 - CIT							Tier 2 - CIT							Tier 2 - CIT

Tier 2 - PIT
Total Gross - CIT
Total Gross - PIT
Income Inclusion - CIT
Income Inclusion - PIT
Total Net - CIT
Total Net - PIT
Total Net
Total Net - CIT - Rounded
Total Net - PIT - Rounded
Total Net - Rounded

Tier 2 - PIT
Total Gross - CIT
Total Gross - PIT
Income Inclusion - CIT
Income Inclusion - PIT
Total Net - CIT
Total Net - PIT
Total Net
Total Net - CIT - Rounded
Total Net - PIT - Rounded
Total Net - Rounded

		Share of cost	<u>\$ million</u>							Share of cost	<u>\$ million</u>						
Total Without Tax exempt and partnerhsips								Total Without Tax exempt and partnerhsips								Total Without Tax exempt and partnerhsips	
Partnerhsips only	partnerhsips		2017	2018	Total	Total adjusted for share	Partnerhsips only	partnerhsips			2017	2018	Total	Total adjusted for share	Partnerhsips only	partnerhsips	
	Tier 1 - CIT							Tier 1 - CIT			4,456	2,222	2,722	2,222		4,456	
	Tier 1 - PIT							Tier 1 - PIT									
	Tier 2 - CIT							Tier 2 - CIT									
	Tier 2 - PIT							Tier 2 - PIT									
	Total Gross - CIT							Total Gross - CIT									
	Total Gross - PIT							Total Gross - PIT									
	Income Inclusion - CIT							Income Inclusion - CIT									
	Income Inclusion - PIT							Income Inclusion - PIT									
	Total Net - CIT							Total Net - CIT									
	Total Net - PIT							Total Net - PIT									
	Total Net							Total Net									
	Total Net - CIT - Rounded							Total Net - CIT - Rounded									
	Total Net - PIT - Rounded							Total Net - PIT - Rounded									
	Total Net - Rounded							Total Net - Rounded									

		Share of cost	\$ million							Share of cost	\$ million						
Total Without Tax exempt and partnerhsips								Total Without Tax exempt and partnerhsips								Total Without Tax exempt and partnerhsips	
Partnerhsips only	partnerhsips		2017	2018	Total	Total adjusted for share	Partnerhsips only	partnerhsips			2017	2018	Total	Total adjusted for share	Partnerhsips only	partnerhsips	
	Tier 1 - CIT							Tier 1 - CIT									
	Tier 1 - PIT							Tier 1 - PIT									
	Tier 2 - CIT							Tier 2 - CIT									
	Tier 2 - PIT							Tier 2 - PIT									
	Total Gross - CIT							Total Gross - CIT									
	Total Gross - PIT							Total Gross - PIT									
	Income Inclusion - CIT							Income Inclusion - CIT									
	Income Inclusion - PIT							Income Inclusion - PIT									

Total Net - CIT
Total Net - PIT
Total Net

Total Net - CIT - Rounded
Total Net - PIT - Rounded
Total Net - Rounded

Total Net - CIT
Total Net - PIT
Total Net

Total Net - CIT - Rounded
Total Net - PIT - Rounded
Total Net - Rounded

		Share of cost	\$ million					Share of cost	\$ million						
Total Without Tax exempt and partnerhsips			2017	2018	Total	Total adjusted for share	Partnerhsips only	Total Without Tax exempt and partnerhsips		2017	2018	Total	Total adjusted for share	Partnerhsips only	Total Without Tax exempt and partnerhsips
Partnerhsips only	partnerhsips														
	Tier 1 - CIT							Tier 1 - CIT							
	Tier 1 - PIT							Tier 1 - PIT							
	Tier 2 - CIT							Tier 2 - CIT							
	Tier 2 - PIT							Tier 2 - PIT							
	Total Gross - CIT							Total Gross - CIT							
	Total Gross - PIT							Total Gross - PIT							
	Income Inclusion - CIT							Income Inclusion - CIT							
	Income Inclusion - PIT							Income Inclusion - PIT							
	Total Net - CIT							Total Net - CIT							
	Total Net - PIT							Total Net - PIT							
	Total Net							Total Net							
	Total Net - CIT - Rounded							Total Net - CIT - Rounded							
	Total Net - PIT - Rounded							Total Net - PIT - Rounded							
	Total Net - Rounded							Total Net - Rounded							

s.69(1)(g) re: (d)

s.69(1)(g) re: (e)

Pages 3013 to / à 3078
are duplicates
sont des duplicatas

Total Gross - CIT
Total Gross - PIT
Total Gross

--

		\$ million				
		CEWS 4week	Period 5	Period 6	Period 7	Period 8

Furloughed employee portion

Gross - CIT

Gross - PIT

CEWS New scheme

Gross - CIT

Gross - PIT

Total Gross - CIT

Total Gross - PIT

Total Gross

--

=

		\$ million			
		CEWS 4week	Period 5	Period 6	Period 7

Furloughed employee portion

Gross - CIT

Gross - PIT

CEWS New scheme

Gross - CIT

Gross - PIT

Total Gross - CIT

Total Gross - PIT

Total Gross

--

		\$ million				
		CEWS 4week	Period 5	Period 6	Period 7	Period 8

Furloughed employee portion

Gross - CIT

Gross - PIT

CEWS New scheme

s.69(1)(g) re: (d)
s.69(1)(g) re: (e)

Total Gross

Total Gross

	<i>\$ million</i>
--	-------------------

Total Gross

\$ million

Gross - CIT

s.69(1)(g) re: (e)

--

	\$ million					
CEWS 4week	Period 5	Period 6	Period 7	Period 8	Period 9	Period 10

CEWS 4week	Period 5	Period 6	Period 7	Period 8	Period 9	Period 10
------------	----------	----------	----------	----------	----------	-----------

CEWS 4week	Period 5	Period 6	Period 7	Period 8	Period 9	Period 10
------------	----------	----------	----------	----------	----------	-----------

	\$ million					
CEWS 4week	Period 5	Period 6	Period 7	Period 8	Period 9	Period 10

CEWS 4week	Period 5	Period 6	Period 7	Period 8	Period 9	Period 10
------------	----------	----------	----------	----------	----------	-----------

CEWS 4week	Period 5	Period 6	Period 7	Period 8	Period 9	Period 10
------------	----------	----------	----------	----------	----------	-----------

\$ million				
CEWS 4week	Period 5	Period 6	Period 7	Period 8

CEWS 4week	Period 5	Period 6	Period 7	Period 8
------------	----------	----------	----------	----------

CEWS 4week	Period 5	Period 6	Period 7	Period 8
------------	----------	----------	----------	----------

s.69(1)(g) re: (d)

s.69(1)(g) re: (e)

		\$ million		
		Period 1	Period 2	Period 3
Furloughed employee portion				
Gross - CIT				
Gross - PIT				
CEWS New scheme				
Gross - CIT				
Gross - PIT				
Total Gross - CIT				
Total Gross - PIT				
Total Gross				

				\$ million						
				CEWS 4week	Period 5	Period 6	Period 7	Period 8	Period 9	Period 10
<i>Furlounged employee portion</i>										
Gross - CIT										
Gross - PIT										
<i>CEWS New scheme</i>										
Gross - CIT										
Gross - PIT										
Total Gross - CIT										
Total Gross - PIT										
Total Gross										

s.69(1)(g) re: (d)
s.69(1)(g) re: (e)

Effective CIT/PIT tax rate	10%
Effective CIT tax rate (all corporations)	10%
Effective CIT reduced tax rate	6%
Effective PIT tax rate	22%
Effective partnerships tax rate	14%

Taxable PIT

64%

	2016A	2017A	2018A	2019A	2020A	
SEPHAWE	956	976	1,001	1,024	1,052	
Growth from X year to 2020	110.0%	107.9%	105.1%			

	Share of cost	\$ million						Share of cost	\$ million		
		2017	2018	Total	Total adjusted for share	Partnerhsips only	Total Without Tax exempt and partnerhsips		2017	2018	Total
Tier 1 - CIT								Tier 1 - CIT			
Tier 1 - PIT								Tier 1 - PIT			
Tier 2 - CIT								Tier 2 - CIT			
Tier 2 - PIT								Tier 2 - PIT			
Total Gross - CIT								Total Gross - CIT			
Total Gross - PIT								Total Gross - PIT			
Income Inclusion - CIT								Income Inclusion - CIT			
Income Inclusion - PIT								Income Inclusion - PIT			
Total Net - CIT								Total Net - CIT			
Total Net - PIT								Total Net - PIT			
Total Net								Total Net			
Total Net - CIT - Rounded								Total Net - CIT - Rounded			
Total Net - PIT - Rounded								Total Net - PIT - Rounded			
Total Net - Rounded								Total Net - Rounded			
	Share of cost	\$ million									
		2017	2018	Total	Total adjusted for share	Partnerhsips only	Total Without Tax exempt and partnerhsips				
Tier 1 - CIT											
Tier 1 - PIT											
Tier 2 - CIT											
Tier 2 - PIT											
Total Gross - CIT											
Total Gross - PIT											
Income Inclusion - CIT											
Income Inclusion - PIT											
Total Net - CIT											
Total Net - PIT											
Total Net											
Total Net - CIT - Rounded											

s.69(1)(g) re: (d)
s.69(1)(g) re: (e)

Total Net - PIT - Rounded
Total Net - Rounded

		Share of cost		\$ million									Share of cost	
				2017	2018	Total	Total adjusted for share	Partnerhsips only	Total Without Tax exempt and partnerhsips			2017	2018	Total
Tier 1 - CIT									Tier 1 - CIT					
Tier 1 - PIT									Tier 1 - PIT					
Tier 2 - CIT									Tier 2 - CIT					
Tier 2 - PIT									Tier 2 - PIT					
Total Gross - CIT									Total Gross - CIT					
Total Gross - PIT									Total Gross - PIT					
Income Inclusion - CIT									Income Inclusion - CIT					
Income Inclusion - PIT									Income Inclusion - PIT					
Total Net - CIT									Total Net - CIT					
Total Net - PIT									Total Net - PIT					
Total Net									Total Net					
Total Net - CIT - Rounded									Total Net - CIT - Rounded					
Total Net - PIT - Rounded									Total Net - PIT - Rounded					
Total Net - Rounded									Total Net - Rounded					

		Share of cost		\$ million									Share of cost	
				2017	2018	Total	Total adjusted for share	Partnerhsips only	Total Without Tax exempt and partnerhsips			2017	2018	Total
Tier 1 - CIT									Tier 1 - CIT					
Tier 1 - PIT									Tier 1 - PIT					
Tier 2 - CIT									Tier 2 - CIT					
Tier 2 - PIT									Tier 2 - PIT					
Total Gross - CIT									Total Gross - CIT					
Total Gross - PIT									Total Gross - PIT					
Income Inclusion - CIT									Income Inclusion - CIT					
Income Inclusion - PIT									Income Inclusion - PIT					
Total Net - CIT									Total Net - CIT					
Total Net - PIT									Total Net - PIT					
Total Net									Total Net					
Total Net - CIT - Rounded									Total Net - CIT - Rounded					
Total Net - PIT - Rounded									Total Net - PIT - Rounded					
Total Net - Rounded									Total Net - Rounded					

		Share of cost		\$ million									Share of cost	
				2017	2018	Total	Total adjusted for share	Partnerhsips only	Total Without Tax exempt and partnerhsips			2017	2018	Total

Tier 1 - CIT

Tier 1 - PIT

Tier 2 - CIT

Tier 2 - PIT

Total Gross - CIT

Total Gross - PIT

Income Inclusion - CIT

Income Inclusion - PIT

Total Net - CIT

Total Net - PIT

Total Net

Total Net - CIT - Rounded

Total Net - PIT - Rounded

Total Net - Rounded

Tier 1 - CIT

Tier 1 - PIT

Tier 2 - CIT

Tier 2 - PIT

Total Gross - CIT

Total Gross - PIT

Income Inclusion - CIT

Income Inclusion - PIT

Total Net - CIT

Total Net - PIT

Total Net

Total Net - CIT - Rounded

Total Net - PIT - Rounded

Total Net - Rounded

	Share of cost	\$ million						Total Without Tax exempt and partnerhsips
		2017	2018	Total	Total adjusted for share	Partnerhsips only		

Tier 1 - CIT

Tier 1 - PIT

Tier 2 - CIT

Tier 2 - PIT

Total Gross - CIT

Total Gross - PIT

Income Inclusion - CIT

Income Inclusion - PIT

Total Net - CIT

Total Net - PIT

Total Net

Total Net - CIT - Rounded

Total Net - PIT - Rounded

Total Net - Rounded

Tier 1 - CIT

Tier 1 - PIT

Tier 2 - CIT

Tier 2 - PIT

Total Gross - CIT

Total Gross - PIT

Income Inclusion - CIT

Income Inclusion - PIT

Total Net - CIT

Total Net - PIT

Total Net

Total Net - CIT - Rounded

Total Net - PIT - Rounded

Total Net - Rounded

	Share of cost	\$ million						Total Without Tax exempt and partnerhsips
		2017	2018	Total	Total adjusted for share	Partnerhsips only		

Tier 1 - CIT

Tier 1 - PIT

Tier 2 - CIT

Tier 2 - PIT

Tier 1 - CIT

Tier 1 - PIT

Tier 2 - CIT

Tier 2 - PIT

Total Gross - CIT
Total Gross - PIT

Income Inclusion - CIT
Income Inclusion - PIT

Total Net - CIT
Total Net - PIT
Total Net

Total Net - CIT - Rounded
Total Net - PIT - Rounded
Total Net - Rounded

Total Gross - CIT
Total Gross - PIT

Income Inclusion - CIT
Income Inclusion - PIT

Total Net - CIT
Total Net - PIT
Total Net

Total Net - CIT - Rounded
Total Net - PIT - Rounded
Total Net - Rounded

	Share of cost	\$ million					Total Without Tax exempt and partnerhsips		Share of cost		
		2017	2018	Total	Total adjusted for share	Partnerhsips only			2017	2018	Total
Tier 1 - CIT							Tier 1 - CIT				
Tier 1 - PIT							Tier 1 - PIT				
Tier 2 - CIT							Tier 2 - CIT				
Tier 2 - PIT							Tier 2 - PIT				

Total Gross - CIT
Total Gross - PIT

Income Inclusion - CIT
Income Inclusion - PIT

Total Net - CIT
Total Net - PIT
Total Net

Total Net - CIT - Rounded
Total Net - PIT - Rounded
Total Net - Rounded

Total Gross - CIT
Total Gross - PIT

Income Inclusion - CIT
Income Inclusion - PIT

Total Net - CIT
Total Net - PIT
Total Net

Total Net - CIT - Rounded
Total Net - PIT - Rounded
Total Net - Rounded

	Share of cost	\$ million					Total Without Tax exempt and partnerhsips		Share of cost		
		2017	2018	Total	Total adjusted for share	Partnerhsips only			2017	2018	Total
Tier 1 - CIT							Tier 1 - CIT				
Tier 1 - PIT							Tier 1 - PIT				
Tier 2 - CIT							Tier 2 - CIT				
Tier 2 - PIT							Tier 2 - PIT				

Total Gross - CIT
Total Gross - PIT

Income Inclusion - CIT
Income Inclusion - PIT

Total Gross - CIT
Total Gross - PIT

Income Inclusion - CIT
Income Inclusion - PIT

s.69(1)(g) re: (d)
s.69(1)(g) re: (e)

Total Net - CIT
Total Net - PIT
Total Net

Total Net - CIT - Rounded
Total Net - PIT - Rounded
Total Net - Rounded

	Share of cost	\$ million						
		2017	2018	Total	Total adjusted for share	Partnerhsips only	Total Without Tax exempt and partnerhsips	
Tier 1 - CIT								
Tier 1 - PIT								
Tier 2 - CIT								
Tier 2 - PIT								
Total Gross - CIT								
Total Gross - PIT								
Income Inclusion - CIT								
Income Inclusion - PIT								
Total Net - CIT								
Total Net - PIT								
Total Net								
Total Net - CIT - Rounded								
Total Net - PIT - Rounded								
Total Net - Rounded								

	Share of cost	\$ million						
		2017	2018	Total	Total adjusted for share	Partnerhsips only	Total Without Tax exempt and partnerhsips	
Tier 1 - CIT								
Tier 1 - PIT								
Tier 2 - CIT								
Tier 2 - PIT								
Total Gross - CIT								
Total Gross - PIT								
Income Inclusion - CIT								
Income Inclusion - PIT								
Total Net - CIT								
Total Net - PIT								
Total Net								
Total Net - CIT - Rounded								
Total Net - PIT - Rounded								

s.69(1)(g) re: (d)
s.69(1)(g) re: (e)

Total Net - CIT
Total Net - PIT
Total Net

Total Net - CIT - Rounded
Total Net - PIT - Rounded
Total Net - Rounded

	Share of cost	2017	2018	Total
Tier 1 - CIT				
Tier 1 - PIT				
Tier 2 - CIT				
Tier 2 - PIT				
Total Gross - CIT				
Total Gross - PIT				
Income Inclusion - CIT				
Income Inclusion - PIT				
Total Net - CIT				
Total Net - PIT				
Total Net				
Total Net - CIT - Rounded				
Total Net - PIT - Rounded				
Total Net - Rounded				

	Share of cost	2017	2018	Total
Tier 1 - CIT				
Tier 1 - PIT				
Tier 2 - CIT				
Tier 2 - PIT				
Total Gross - CIT				
Total Gross - PIT				
Income Inclusion - CIT				
Income Inclusion - PIT				
Total Net - CIT				
Total Net - PIT				
Total Net				
Total Net - CIT - Rounded				
Total Net - PIT - Rounded				

Total Net - Rounded

	Share of cost	\$ million					Total Without Tax exempt and partnerhsips
		2017	2018	Total	Total adjusted for share	Partnerhsips only	
Tier 1 - CIT							
Tier 1 - PIT							
Tier 2 - CIT							
Tier 2 - PIT							
Total Gross - CIT							
Total Gross - PIT							
Income Inclusion - CIT							
Income Inclusion - PIT							
Total Net - CIT							
Total Net - PIT							
Total Net							

Total Net - CIT - Rounded
Total Net - PIT - Rounded
Total Net - Rounded

	Share of cost	\$ million					Total Without Tax exempt and partnerships
		2017	2018	Total	Total adjusted for share	Partnerships only	
Tier 1 - CIT							
Tier 1 - PIT							
Tier 2 - CIT							
Tier 2 - PIT							
Total Gross - CIT							
Total Gross - PIT							
Income Inclusion - CIT							
Income Inclusion - PIT							
Total Net - CIT							
Total Net - PIT							
Total Net							

Total Net - CIT - Rounded
Total Net - PIT - Rounded
Total Net - Rounded

	Share of cost	<u>\$ million</u>					Total Without Tax exempt and partnerhsips
		2017	2018	Total	Total adjusted for share	Partnerhsips only	

s.69(1)(g) re: (d)
s.69(1)(g) re: (e)

Total Net - Rounded

	Share of cost			
		2017	2018	Total
Tier 1 - CIT				
Tier 1 - PIT				
Tier 2 - CIT				
Tier 2 - PIT				
Total Gross - CIT				
Total Gross - PIT				
Income Inclusion - CIT				
Income Inclusion - PIT				
Total Net - CIT				
Total Net - PIT				
Total Net				

Total Net - CIT - Rounded
Total Net - PIT - Rounded
Total Net - Rounded

	Share of cost			
		2017	2018	Total
Tier 1 - CIT				
Tier 1 - PIT				
Tier 2 - CIT				
Tier 2 - PIT				
Total Gross - CIT				
Total Gross - PIT				
Income Inclusion - CIT				
Income Inclusion - PIT				
Total Net - CIT				
Total Net - PIT				
Total Net				

Total Net - CIT - Rounded
Total Net - PIT - Rounded
Total Net - Rounded

Tier 1 - CIT
Tier 1 - PIT

Tier 2 - CIT
Tier 2 - PIT

Total Gross - CIT
Total Gross - PIT

Income Inclusion - CIT
Income Inclusion - PIT

Total Net - CIT
Total Net - PIT
Total Net

Total Net - CIT - Rounded
Total Net - PIT - Rounded
Total Net - Rounded

Tier 1 - CIT
Tier 1 - PIT

Tier 2 - CIT
Tier 2 - PIT

Total Gross - CIT
Total Gross - PIT

Income Inclusion - CIT
Income Inclusion - PIT

Total Net - CIT
Total Net - PIT
Total Net

Total Net - CIT - Rounded
Total Net - PIT - Rounded
Total Net - Rounded

s.69(1)(g) re: (d)
s.69(1)(g) re: (e)

\$ million		Share of cost		\$ million						
Total adjusted for sl	Partnerhsips only	Total Without Tax exempt and partnerhsips		2017	2018	Total	Total adjusted for share	Partnerhsips only	Total Without Tax exempt and partnerhsips	
		Tier 1 - CIT								
		Tier 1 - PIT								
		Tier 2 - CIT								
		Tier 2 - PIT								
		Total Gross - CIT								
		Total Gross - PIT								
		Income Inclusion - CIT								
		Income Inclusion - PIT								
		Total Net - CIT								
		Total Net - PIT								
		Total Net								
		Total Net - CIT - Rounded								
		Total Net - PIT - Rounded								
		Total Net - Rounded								

\$ million		Share of cost		\$ million						
Total adjusted for sl	Partnerhsips only	Total Without Tax exempt and partnerhsips		2017	2018	Total	Total adjusted for share	Partnerhsips only	Total Without Tax exempt and partnerhsips	
		Tier 1 - CIT								
		Tier 1 - PIT								
		Tier 2 - CIT								
		Tier 2 - PIT								
		Total Gross - CIT								
		Total Gross - PIT								
		Income Inclusion - CIT								
		Income Inclusion - PIT								
		Total Net - CIT								
		Total Net - PIT								
		Total Net								
		Total Net - CIT - Rounded								
		Total Net - PIT - Rounded								
		Total Net - Rounded								

\$ million		Share of cost		\$ million							Share of cost		
Total adjusted for sl	Partnerhsips only	Total Without Tax exempt and partnerhsips		2017	2018	Total	Total adjusted for share	Partnerhsips only	Total Without Tax exempt and partnerhsips		2017	2018	Total

s.69(1)(g) re: (d)
s.69(1)(g) re: (e)

Tier 1 - CIT
Tier 1 - PIT

Tier 2 - CIT
Tier 2 - PIT

Total Gross - CIT
Total Gross - PIT

Income Inclusion - CIT
Income Inclusion - PIT

Total Net - CIT
Total Net - PIT
Total Net

Total Net - CIT - Rounded
Total Net - PIT - Rounded

	Share of cost	2017	2018	Total
Tier 1 - CIT				
Tier 1 - PIT				
Tier 2 - CIT				
Tier 2 - PIT				

Total Gross - CIT
Total Gross - PIT

Income Inclusion - CIT
Income Inclusion - PIT

Total Net - CIT
Total Net - PIT
Total Net

Total Net - CIT - Rounded
Total Net - PIT - Rounded
Total Net - Rounded

Share of cost	2017	2018	Total

003095

Total Net - CIT
Total Net - PIT
Total Net

Total Net - CIT - Rounded
Total Net - PIT - Rounded
Total Net - Rounded

Total Net - CIT
Total Net - PIT
Total Net

Total Net - CIT - Rounded
Total Net - PIT - Rounded
Total Net - Rounded

\$ million		Share of cost	\$ million					
Total adjusted for sl Partnerhsips only	Total Without Tax exempt and partnerhsips		2017	2018	Total	Total adjusted for share	Partnerhsips only	Total Without Tax exempt and partnerhsips
	Tier 1 - CIT							
	Tier 1 - PIT							
	Tier 2 - CIT							
	Tier 2 - PIT							
	Total Gross - CIT							
	Total Gross - PIT							
	Income Inclusion - CIT							
	Income Inclusion - PIT							
	Total Net - CIT							
	Total Net - PIT							
	Total Net							
	Total Net - CIT - Rounded							
	Total Net - PIT - Rounded							
	Total Net - Rounded							

\$ million		Share of cost	\$ million						Share of cost				
Total adjusted for sl Partnerhsips only	Total Without Tax exempt and partnerhsips		2017	2018	Total	Total adjusted for share	Partnerhsips only	Total Without Tax exempt and partnerhsips		2017	2018	Total	
	Tier 1 - CIT								Tier 1 - CIT				
	Tier 1 - PIT								Tier 1 - PIT				
	Tier 2 - CIT								Tier 2 - CIT				
	Tier 2 - PIT								Tier 2 - PIT				
	Total Gross - CIT								Total Gross - CIT				
	Total Gross - PIT								Total Gross - PIT				
	Income Inclusion - CIT								Income Inclusion - CIT				
	Income Inclusion - PIT								Income Inclusion - PIT				
	Total Net - CIT								Total Net - CIT				
	Total Net - PIT								Total Net - PIT				
	Total Net								Total Net				
	Total Net - CIT - Rounded								Total Net - CIT - Rounded				
	Total Net - PIT - Rounded								Total Net - PIT - Rounded				

s.69(1)(g) re: (d)

s.69(1)(g) re: (e)

Tier 1 - CIT
Tier 1 - PIT

Tier 2 - CIT
Tier 2 - PIT

Total Gross - CIT
Total Gross - PIT

Income Inclusion - CIT
Income Inclusion - PIT

Total Net - CIT
Total Net - PIT
Total Net

Total Net - CIT - Rounded
Total Net - PIT - Rounded
Total Net - Rounded

Tier 1 - CIT
Tier 1 - PIT

Tier 2 - CIT
Tier 2 - PIT

Total Gross - CIT
Total Gross - PIT

Income Inclusion - CIT
Income Inclusion - PIT

Total Net - CIT
Total Net - PIT
Total Net

Total Net - CIT - Rounded
Total Net - PIT - Rounded
Total Net - Rounded

s.69(1)(g) re: (d)
s.69(1)(g) re: (e)

<u>\$ million</u>		
		Total Without Tax exempt and
Total adjusted for share	Partnerships only	partnerships




\$ million		
Total adjusted for share	Partnerships only	Total Without Tax exempt and partnerships

s.69(1)(g) re: (d)
s.69(1)(g) re: (e)



s.69(1)(g) re: (d)
s.69(1)(g) re: (e)

\$ million		
		Total Without Tax exempt and partnerships
Total adjusted for share	Partnerships only	



s.69(1)(g) re: (d)
s.69(1)(g) re: (e)

\$ million		
Total adjusted for share	Partnerships only	Total Without Tax exempt and partnerships



\$ million		
		Total Without Tax exempt and partnerhsips
Total adjusted for share	Partnerhsips only	

\$ million		
		Total Without Tax exempt and partnerhsips
Total adjusted for share	Partnerhsips only	

\$ million		
		Total Without Tax exempt and partnerhsips
Total adjusted for share	Partnerhsips only	

Share of cost		\$ million				
					Total Without Tax exempt and partnerhsips	
2017	2018	Total	Total adjusted for share	Partnerhsips only		

Share of cost		\$ million				
					Total Without Tax exempt and partnerhsips	
2017	2018	Total	Total adjusted for share	Partnerhsips only		

s.69(1)(g) re: (d)
s.69(1)(g) re: (e)



Tier 1 - CIT	
Tier 1 - PIT	
Tier 2 - CIT	
Tier 2 - PIT	
Total Gross - CIT	
Total Gross - PIT	
Income Inclusion - CIT	
Income Inclusion - PIT	
Total Net - CIT	
Total Net - PIT	
Total Net	
Total Net - CIT - Rounded	
Total Net - PIT - Rounded	
Total Net - Rounded	

Tier 1 - CIT	
Tier 1 - PIT	
Tier 2 - CIT	
Tier 2 - PIT	
Total Gross - CIT	
Total Gross - PIT	
Income Inclusion - CIT	
Income Inclusion - PIT	
Total Net - CIT	
Total Net - PIT	
Total Net	
Total Net - CIT - Rounded	
Total Net - PIT - Rounded	
Total Net - Rounded	

s.69(1)(g) re: (d)
s.69(1)(g) re: (e)

Effective CIT/PIT tax rate	10%	
Effective CIT tax rate (all corporations)	10%	
Effective CIT reduced tax rate	6%	Taxable PIT
Effective PIT tax rate	22%	64%
Effective partnerships tax rate	14%	

	2016A	2017A	2018A	2019A	2020A
SEPHAWE	956	976	1,001	1,024	1,052
Growth from X year to 2020	110.0%	107.9%	105.1%		

	Share of cost	\$ million					Total Without Tax exempt and partnerhsips
		2017	2018	Total	Total adjusted for share	Partnerhsips only	

Total Gross - CIT
Total Gross - PIT

Income Inclusion - CIT
Income Inclusion - PIT

Total Net - CIT
Total Net - PIT
Total Net

Total Net - CIT - Rounded
Total Net - PIT - Rounded
Total Net - Rounded

	Share of cost	\$ million					Total Without Tax exempt and partnerhsips
		2017	2018	Total	Total adjusted for share	Partnerhsips only	

Total Gross - CIT
Total Gross - PIT

Income Inclusion - CIT
Income Inclusion - PIT

Total Net - CIT
Total Net - PIT
Total Net

Total Net - CIT - Rounded
Total Net - PIT - Rounded
Total Net - Rounded

Share of cost	\$ million
---------------	------------

Share of cost	\$ million
---------------	------------

s.69(1)(g) re: (d)
s.69(1)(g) re: (e)

						Total Without Tax exempt and partnerships
	2017	2018	Total	Total adjusted for share	Partnerships only	
						.
						.
						.
						.
						.
Total Gross - CIT						Total Gross - CIT
Total Gross - PIT						Total Gross - PIT
Income Inclusion - CIT						Income Inclusion - CIT
Income Inclusion - PIT						Income Inclusion - PIT
Total Net - CIT						Total Net - CIT
Total Net - PIT						Total Net - PIT
Total Net						Total Net
Total Net - CIT - Rounded						Total Net - CIT - Rounded
Total Net - PIT - Rounded						Total Net - PIT - Rounded
Total Net - Rounded						Total Net - Rounded

						Total Without Tax exempt and partnerships
	2017	2018	Total	Total adjusted for share	Partnerships only	
						.
						.
						.
						.
						.
Total Gross - CIT						Total Gross - CIT
Total Gross - PIT						Total Gross - PIT
Income Inclusion - CIT						Income Inclusion - CIT
Income Inclusion - PIT						Income Inclusion - PIT
Total Net - CIT						Total Net - CIT
Total Net - PIT						Total Net - PIT
Total Net						Total Net
Total Net - CIT - Rounded						Total Net - CIT - Rounded
Total Net - PIT - Rounded						Total Net - PIT - Rounded
Total Net - Rounded						Total Net - Rounded

s.69(1)(g) re: (d)

s.69(1)(g) re: (e)

Pages 3107 to / à 3158
are duplicates
sont des duplicatas

CEWS 4week	Period 5	Period 6	Period 7	Period 8	Period 9	Period 10	Total
------------	----------	----------	----------	----------	----------	-----------	-------

	Count	CEWS	Empl Inc
ALL	1,291,235	342,953,211,200	784,080,007,780
Charities	32,390	18,487,702,365	36,488,982,778
NPO	18,122	9,592,577,541	21,064,430,185
Charities	2.5%	5.4%	4.7%
NPO	1.4%	2.8%	2.7%
	3.9%	8.2%	7.3%

CEWS 4week	Period 5	Period 6	Period 7	Period 8	Period 9	Period 10	Total
------------	----------	----------	----------	----------	----------	-----------	-------

s.69(1)(g) re: (d)

s.69(1)(g) re: (e)

Revenue Drop	Period 4	Period 5	Period 6	Period 7
Timing	June 7 - July 4	July 5 - Aug 1	Aug 2 - Aug 29	Aug 30 - Sep 26
Total				

Revenue Drop	Period 4	Period 5	Period 6	Period 7
Timing	June 7 - July 4	July 5 - Aug 1	Aug 2 - Aug 29	Aug 30 - Sep 26
Total				

Revenue Drop	Period 4	Period 5	Period 6	Period 7	Period 8
Timing	June 7 - July 4	July 5 - Aug 1	Aug 2 - Aug 29	Aug 30 - Sep 26	Sept 27 - Oct 24
Total					

Revenue Drop	Period 4	Period 5	Period 6	Period 7
Timing	June 7 - July 4	July 5 - Aug 1	Aug 2 - Aug 29	Aug 30 - Sep 26
Total				

Revenue Drop	Period 4	Period 5	Period 6	Period 7
Timing	June 7 - July 4	July 5 - Aug 1	Aug 2 - Aug 29	Aug 30 - Sep 26

Revenue Drop	Period 4	Period 5	Period 6	Period 7
Timing	June 7 - July 4	July 5 - Aug 1	Aug 2 - Aug 29	Aug 30 - Sep 26
Total				

Revenue Drop	Period 4	Period 5	Period 6	Period 7
Timing	June 7 - July 4	July 5 - Aug 1	Aug 2 - Aug 29	Aug 30 - Sep 26
Total				

Revenue Drop	Period 4	Period 5	Period 6	Period 7	Period 8
Timing	June 7 - July 4	July 5 - Aug 1	Aug 2 - Aug 29	Aug 30 - Sep 26	Sept 27 - Oct 24
Total					

Revenue Drop	Period 4	Period 5	Period 6	Period 7
Timing	June 7 - July 4	July 5 - Aug 1	Aug 2 - Aug 29	Aug 30 - Sep 26
Total				

Revenue Drop	Period 4	Period 5	Period 6	Period 7
Timing	June 7 - July 4	July 5 - Aug 1	Aug 2 - Aug 29	Aug 30 - Sep 26

Total

Revenue Drop	Period 4	Period 5	Period 6	Period 7
Timing	June 7 - July 4	July 5 - Aug 1	Aug 2 - Aug 29	Aug 30 - Sep 26

Total

Revenue Drop	Period 4	Period 5	Period 6	Period 7	Period 8
Timing	June 7 - July 4	July 5 - Aug 1	Aug 2 - Aug 29	Aug 30 - Sep 26	Sept 27 - Oct 24

Total

Revenue Drop	Period 4	Period 5	Period 6	Period 7
Timing	June 7 - July 4	July 5 - Aug 1	Aug 2 - Aug 29	Aug 30 - Sep 26

Total

Revenue Drop	Period 4	Period 5	Period 6	Period 7	Period 8
Timing	June 7 - July 4	July 5 - Aug 1	Aug 2 - Aug 29	Aug 30 - Sep 26	Sept 27 - Oct 24

Total

Total

Revenue Drop	Period 4	Period 5	Period 6	Period 7
Timing	June 7 - July 4	July 5 - Aug 1	Aug 2 - Aug 29	Aug 30 - Sep 26

Total

Revenue Drop	Period 4	Period 5	Period 6	Period 7	Period 8
Timing	June 7 - July 4	July 5 - Aug 1	Aug 2 - Aug 29	Aug 30 - Sep 26	Sept 27 - Oct 24

Total

Revenue Drop	Period 4	Period 5	Period 6	Period 7
Timing	June 7 - July 4	July 5 - Aug 1	Aug 2 - Aug 29	Aug 30 - Sep 26

Total

Revenue Drop	Period 4	Period 5	Period 6	Period 7	Period 8
Timing	June 7 - July 4	July 5 - Aug 1	Aug 2 - Aug 29	Aug 30 - Sep 26	Sept 27 - Oct 24

Total

Revenue Drop	Period 4	Period 5	Period 6	Period 7	Period 8
Timing	June 7 - July 4	July 5 - Aug 1	Aug 2 - Aug 29	Aug 30 - Sep 26	Sept 27 - Oct 24

Total

.....

Revenue Drop	Period 4	Period 5	Period 6	Period 7	Period 8
Timing	June 7 - July 4	July 5 - Aug 1	Aug 2 - Aug 29	Aug 30 - Sep 26	Sept 27 - Oct 24

Total

s.18(d)
s.21(1)(b)

|

Period 5	Period 6	Period 7
----------	----------	----------

0.61363636 0.581395 0.536585
0.38636364 0.418605 0.463415

Average rate

Period 5	Period 6	Period 7
----------	----------	----------

Period 5	Period 6	Period 7
----------	----------	----------

Share of Cost

Period 5	Period 6	Period 7
----------	----------	----------

Period 5	Period 6	Period 7	Period 8
----------	----------	----------	----------

0.36170213 0.367347 0.365385 0.37037
0.63829787 0.632653 0.634615 0.62963

Period 5	Period 6	Period 7	Period 8
----------	----------	----------	----------

48% 40% 32% 16%
18% 15.00% 12% 6%

Period 5	Period 6	Period 7	Period 8
----------	----------	----------	----------

0.173617 0.146939 0.116923 0.059259
0.114894 0.094898 0.076154 0.037778

Period 5	Period 6	Period 7	Period 8
----------	----------	----------	----------

0.60177 0.607595 0.605578 0.610687
0.39823 0.392405 0.394422 0.389313

Period 5	Period 6	Period 7
----------	----------	----------

0.36170213 0.367347 0.365385
0.63829787 0.632653 0.634615

Period 5	Period 6	Period 7
----------	----------	----------

48% 36% 24%
18% 13.50% 9%

Period 5	Period 6	Period 7
----------	----------	----------

0.173617 0.132245 0.087692
0.114894 0.085408 0.057115

Period 5	Period 6	Period 7
----------	----------	----------

0.60177 0.607595 0.605578
0.39823 0.392405 0.394422

	Period 5	Period 6	Period 7
Tier 1	10,475	9,890	6,395
Tier 2	3,820	3,980	2,755

Period 5	Period 6	Period 7
----------	----------	----------

	Period 5	Period 6	Period 7	Period 8
Tier 1	6,455	5,085	3,895	2,140
Tier 2	4,325	3,700	3,115	1,630

	Period 5	Period 6	Period 7
Tier 1	6,400	5820	2615
Tier 2	5,405	5550	2915

Period 5	Period 6	Period 7	Period 8
----------	----------	----------	----------

0.36170213 0.367347 0.365385 0.37037
0.63829787 0.632653 0.634615 0.62963

Period 5	Period 6	Period 7	Period 8
----------	----------	----------	----------

60% 60% 0.32 0.16
23% 23% 12% 0.06

Period 5	Period 6	Period 7	Period 8
----------	----------	----------	----------

0.217021 0.220408 0.116923 0.059259
0.143617 0.142347 0.076154 0.037778

Period 5	Period 6	Period 7	Period 8
----------	----------	----------	----------

0.60177 0.607595 0.605578 0.610687
0.39823 0.392405 0.394422 0.389313

Period 5	Period 6	Period 7	Period 8
----------	----------	----------	----------

0.36 0.37 0.37 0.37
0.64 0.63 0.63 0.63

Period 5	Period 6	Period 7	Period 8
----------	----------	----------	----------

0.48 0.4 0.32 0.16
0.18 0.15 0.12 0.06

Period 5	Period 6	Period 7	Period 8
----------	----------	----------	----------

0.173617 0.146939 0.116923 0.059259
0.114894 0.094898 0.076154 0.037778

Period 5	Period 6	Period 7	Period 8
----------	----------	----------	----------

0.60177 0.607595 0.605578 0.610687
0.39823 0.392405 0.394422 0.389313

Pages 3166 to / à 3167
are duplicates
sont des duplicatas

Revenue Drop	Period 1	Period 2	Period 3	Period 4	Period 5	Period 6	Period 7	Period 8	Period 9
Timing				June 7 - July 4	July 5 - Aug 1	Aug 2 - Aug 29	Aug 30 - Sep 26	Sept 27 - Oct 24	Oct 24 - Nov 22
Total									

Revenue Drop	Period 1	Period 2	Period 3	Period 4	Period 5	Period 6	Period 7	Period 8	Period 9
Timing				June 7 - July 4	July 5 - Aug 1	Aug 2 - Aug 29	Aug 30 - Sep 26	Sept 27 - Oct 24	Oct 24 - Nov 22

Total

	Period 1	Period 2	Period 3	Period 4	Period 5	Period 6	Period 7	Period 8	Period 9
Timing				June 7 - July 4	July 5 - Aug 1	Aug 2 - Aug 29	Aug 30 - Sep 26	Sept 27 - Oct 24	Oct 24 - Nov 22

Furloughed

s.18(d)
s.21(1)(b)

	Jan-2020	Feb-2020	Mar-2020	Apr-2020	May-2020	Jun-2020	Jul-2020	Aug-2020	Sep-2020	Oct-2020	Nov-2020	Dec-2020
--	----------	----------	----------	----------	----------	----------	----------	----------	----------	----------	----------	----------

4-week Period					\$ million							
					CEWS 4week	Period 5	Period 6	Period 7	Period 8	Period 9	Period 10	

Total Gross - CIT												
Total Gross - PIT												
Total Gross												

4-week Period					\$ million							
					CEWS 4week	Period 5	Period 6	Period 7	Period 8	Period 9	Period 10	

Total Gross - CIT												
Total Gross - PIT												
Total Gross												

					CEWS 4week	Period 5	Period 6	Period 7	Period 8	Period 9		
--	--	--	--	--	------------	----------	----------	----------	----------	----------	--	--

Total Gross - CIT												
Total Gross - PIT												
Total Gross												

					\$ million							
					CEWS 4week	Period 5	Period 6	Period 7				

Furloughed employee portion

Gross - CIT

Gross - PIT

CEWS New scheme

Gross - CIT

Gross - PIT

Total Gross - CIT

Total Gross - PIT

Total Gross

					\$ million							
					CEWS 4week	Period 5	Period 6	Period 7				

Furloughed employee portion

Gross - CIT

s.18(d)

s.21(1)(b)

s.69(1)(g) re: (d)

s.69(1)(g) re: (e)

Gross - PIT
CEWS New scheme
Gross - CIT
Gross - PIT
Total Gross - CIT
Total Gross - PIT
Total Gross

==

		\$ million				
		CEWS 4week	Period 5	Period 6	Period 7	Period 8

Furloughed employee portion
Gross - CIT
Gross - PIT
CEWS New scheme
Gross - CIT
Gross - PIT
Total Gross - CIT
Total Gross - PIT
Total Gross

=====

		\$ million			
		CEWS 4week	Period 5	Period 6	Period 7

Furloughed employee portion
Gross - CIT
Gross - PIT
CEWS New scheme
Gross - CIT
Gross - PIT
Total Gross - CIT
Total Gross - PIT
Total Gross

=====

		\$ million				
		CEWS 4week	Period 5	Period 6	Period 7	Period 8

Furloughed employee portion
Gross - CIT
Gross - PIT
CEWS New scheme

s.69(1)(g) re: (d)
s.69(1)(g) re: (e)

Total Gross

		\$ million					
		CEWS 4week	Period 5	Period 6	Period 7	Period 8	
Furloughed employee portion							
Gross - CIT							
Gross - PIT							
CEWS New scheme							
Gross - CIT							
Gross - PIT							
Total Gross - CIT		=					
Total Gross - PIT							
Total Gross							

		<i>\$ million</i>				
			CEWS 4week	Period 5	Period 6	Period 7
<i>Furloughed employee portion</i>						
Gross - CIT						
Gross - PIT						
<i>CEWS New scheme</i>						
Gross - CIT						
Gross - PIT						
Total Gross - CIT		:				
Total Gross - PIT						
Total Gross						

	CEWS 4week	Period 5	Period 6	Period 7	Period 8	Period 9	Period 10
<i>Furloughed employee portion</i>							
Gross - CIT							
Gross - PIT							
<i>CEWS New scheme</i>							
Gross - CIT							
Gross - PIT							
Total Gross - CIT							
Total Gross - PIT							
Total Gross							

CEWS 4week Period 5 Period 6 Period 7 Period 8 Period 9 Period 10

s.69(1)(g) re: (d)

s.69(1)(g) re: (e)

Furloughed employee portion

Gross - CIT

Gross - PIT

CEWS New scheme

Gross - CIT

Gross - PIT

Total Gross - CIT

Total Gross - PIT

Total Gross

Furloughed employee portion

Gross - CIT

Gross - PIT

CEWS New scheme

Gross - CIT

Gross - PIT

Total Gross - CIT

Total Gross - PIT

Total Gross

Furloughed employee portion

Gross - CIT

Gross - PIT

CEWS New scheme

Gross - CIT

Gross - PIT

Total Gross - CIT

Total Gross - PIT

Total Gross

Furloughed employee portion

Gross - CIT

Gross - PIT

CEWS New scheme

s.69(1)(g) re: (d)

s.69(1)(g) re: (e)

Total Gross

Total Gross

Total Gross

Gross - CIT

s.69(1)(g) re: (e)

Gross - PIT

Total Gross - CIT

Total Gross - PIT

Total Gross

--	--

--

--

\$ million

CEWS 4week Period 5 Period 6 Period 7 Period 8 Period 9 Period 10

Furlounged employee portion

Gross - CIT

Gross - PIT

CEWS New scheme

Gross - CIT

Gross - PIT

Total Gross - CIT

Total Gross - PIT

Total Gross

--

--

\$ million

CEWS 4week Period 5 Period 6 Period 7 Period 8 Period 9 Period 10

Furlounged employee portion

Gross - CIT

Gross - PIT

CEWS New scheme

Gross - CIT

Gross - PIT

Total Gross - CIT

Total Gross - PIT

Total Gross

--

--

--

--

\$ million

CEWS 4week Period 5 Period 6 Period 7 Period 8 Period 9 Period 10

Furlounged employee portion

Gross - CIT

Gross - PIT

CEWS New scheme

Gross - CIT

Gross - PIT

Total Gross - CIT

Total Gross - PIT

Total Gross

--

s.69(1)(g) re: (d)

s.69(1)(g) re: (e)

	CEWS 4week	Period 5	Period 6	Period 7	Period 8	Period 9	Period 10
<i>Furloughed employee portion</i>							
Gross - CIT							
Gross - PIT							
<i>CEWS New scheme</i>							
Gross - CIT							
Gross - PIT							
Total Gross - CIT							
Total Gross - PIT							
Total Gross							

	CEWS 4week	Period 5	Period 6	Period 7	Period 8	Period 9	Period 10
<i>Furloughed employee portion</i>							
Gross - CIT							
Gross - PIT							
<i>CEWS New scheme</i>							
Gross - CIT							
Gross - PIT							
Total Gross - CIT							
Total Gross - PIT							
Total Gross							

		\$ million						
		CEWS 4week	Period 5	Period 6	Period 7	Period 8	Period 9	Period 10
<i>Furloughed employee portion</i>								
Gross - CIT								
Gross - PIT								
<i>CEWS New scheme</i>								
Gross - CIT								
Gross - PIT								
Total Gross - CIT								
Total Gross - PIT								
Total Gross								

	<i>\$ million</i>						
	CEWS 4week	Period 5	Period 6	Period 7	Period 8	Period 9	Period 10
s.69(1)(g) re: (d)							
s.69(1)(g) re: (e)							

Furlounged employee portion

Gross - CIT

Gross - PIT

CEWS New scheme

Gross - CIT

Gross - PIT

Total Gross - CIT

Total Gross - PIT

Total Gross

=

\$ million

CEWS 4week Period 5 Period 6 Period 7 Period 8 Period 9 Period 10

Furlounged employee portion

Gross - CIT

Gross - PIT

CEWS New scheme

Gross - CIT

Gross - PIT

Total Gross - CIT

Total Gross - PIT

Total Gross

=

\$ million

CEWS 4week Period 5 Period 6 Period 7 Period 8 Period 9 Period 10

Furlounged employee portion

Gross - CIT

Gross - PIT

CEWS New scheme

Gross - CIT

Gross - PIT

Total Gross - CIT

Total Gross - PIT

Total Gross

=

\$ million

CEWS 4week Period 5 Period 6 Period 7 Period 8 Period 9 Period 10

Furlounged employee portion

Gross - CIT

Gross - PIT

CEWS New scheme

Gross - CIT

s.69(1)(g) re: (d)

s.69(1)(g) re: (e)

Total Gross**Total Gross****Total Gross****Total Gross - PIT**

Furloughed employee portion

Gross - PIT

Gross - CIT

Total Gross - CIT

Total Gross - PIT

Furloughed employee portion

Gross - PIT

CEWS New

Gross - CIT

Total Gross - CIT		
-------------------	--	--

Total Gross - PIT

Gross - PIT

Gross - CIT

Gross - PIT

Total Gross - PIT

Total Gross

Journal of Management Studies, 40(6), 798–815.

s.69(1)(g) re: (e)

Country	Year	Value
Algeria	2000	0.00
Algeria	2001	0.00
Algeria	2002	0.00
Algeria	2003	0.00
Algeria	2004	0.00
Algeria	2005	0.00
Algeria	2006	0.00
Algeria	2007	0.00
Algeria	2008	0.00
Algeria	2009	0.00
Algeria	2010	0.00
Algeria	2011	0.00
Algeria	2012	0.00
Algeria	2013	0.00
Algeria	2014	0.00
Algeria	2015	0.00
Algeria	2016	0.00
Algeria	2017	0.00
Algeria	2018	0.00
Algeria	2019	0.00
Algeria	2020	0.00
Algeria	2021	0.00
Algeria	2022	0.00
Algeria	2023	0.00
Algeria	2024	0.00
Algeria	2025	0.00
Algeria	2026	0.00
Algeria	2027	0.00
Algeria	2028	0.00
Algeria	2029	0.00
Algeria	2030	0.00
Algeria	2031	0.00
Algeria	2032	0.00
Algeria	2033	0.00
Algeria	2034	0.00
Algeria	2035	0.00
Algeria	2036	0.00
Algeria	2037	0.00
Algeria	2038	0.00
Algeria	2039	0.00
Algeria	2040	0.00
Algeria	2041	0.00
Algeria	2042	0.00
Algeria	2043	0.00
Algeria	2044	0.00
Algeria	2045	0.00
Algeria	2046	0.00
Algeria	2047	0.00
Algeria	2048	0.00
Algeria	2049	0.00
Algeria	2050	0.00
Algeria	2051	0.00
Algeria	2052	0.00
Algeria	2053	0.00
Algeria	2054	0.00
Algeria	2055	0.00
Algeria	2056	0.00
Algeria	2057	0.00
Algeria	2058	0.00
Algeria	2059	0.00
Algeria	2060	0.00
Algeria	2061	0.00
Algeria	2062	0.00
Algeria	2063	0.00
Algeria	2064	0.00
Algeria	2065	0.00
Algeria	2066	0.00
Algeria	2067	0.00
Algeria	2068	0.00
Algeria	2069	0.00
Algeria	2070	0.00
Algeria	2071	0.00
Algeria	2072	0.00
Algeria	2073	0.00
Algeria	2074	0.00
Algeria	2075	0.00
Algeria	2076	0.00
Algeria	2077	0.00
Algeria	2078	0.00
Algeria	2079	0.00
Algeria	2080	0.00
Algeria	2081	0.00
Algeria	2082	0.00
Algeria	2083	0.00
Algeria	2084	0.00
Algeria	2085	0.00
Algeria	2086	0.00
Algeria	2087	0.00
Algeria	2088	0.00
Algeria	2089	0.00
Algeria	2090	0.00
Algeria	2091	0.00
Algeria	2092	0.00
Algeria	2093	0.00
Algeria	2094	0.00
Algeria	2095	0.00
Algeria	2096	0.00
Algeria	2097	0.00
Algeria	2098	0.00
Algeria	2099	0.00
Algeria	2100	0.00
Algeria	2101	0.00
Algeria	2102	0.00
Algeria	2103	0.00
Algeria	2104	0.00
Algeria	2105	0.00
Algeria	2106	0.00
Algeria	2107	0.00
Algeria	2108	0.00
Algeria	2109	0.00
Algeria	2110	0.00
Algeria	2111	0.00
Algeria	2112	

© 2004 Blackwell Publishing Ltd *Journal of Internal Medicine* 255: 105–112

Total Gross

Effective CIT/PIT tax rate	10%
Effective CIT tax rate (all corporations)	10%
Effective CIT reduced tax rate	6%
Effective PIT tax rate	22%
Effective partnerships tax rate	14%

Taxable PIT

64%

	2016A	2017A	2018A	2019A	2020A
SEPRAW	956	976	1,001	1,024	1,052
Growth from X year to 2020	110.0%	107.9%	105.1%		

	Share of cost	\$ million					Total Without Tax exempt and partnerhsips
		2017	2018	Total	Total adjusted for share	Partnerhsips only	
Tier 1 - CIT							Tier 1 - CIT
Tier 1 - PIT							Tier 1 - PIT
Tier 2 - CIT							Tier 2 - CIT
Tier 2 - PIT							Tier 2 - PIT
Total Gross - CIT							Total Gross - CIT
Total Gross - PIT							Total Gross - PIT
Income Inclusion - CIT							Income Inclusion - CIT
Income Inclusion - PIT							Income Inclusion - PIT
Total Net - CIT							Total Net - CIT
Total Net - PIT							Total Net - PIT
Total Net							Total Net
Total Net - CIT - Rounded							Total Net - CIT - Rounded
Total Net - PIT - Rounded							Total Net - PIT - Rounded
Total Net - Rounded							Total Net - Rounded

	Share of cost	\$ million					Total Without Tax exempt and partnerhsips
		2017	2018	Total	Total adjusted for share	Partnerhsips only	
Tier 1 - CIT							
Tier 1 - PIT							
Tier 2 - CIT							
Tier 2 - PIT							
Total Gross - CIT							
Total Gross - PIT							
Income Inclusion - CIT							
Income Inclusion - PIT							
Total Net - CIT							
Total Net - PIT							
Total Net							
Total Net - CIT - Rounded							
Total Net - PIT - Rounded							

s.69(1)(g) re: (d)

s.69(1)(g) re: (e)

Total Net - Rounded

	Share of cost	<u>\$ million</u>					Total Without Tax exempt and partnerhsips
		2017	2018	Total	Total adjusted for share	Partnerhsips only	partnerhsips
Tier 1 - CIT							
Tier 1 - PIT							
Tier 2 - CIT							
Tier 2 - PIT							
Total Gross - CIT							
Total Gross - PIT							
Income Inclusion - CIT							
Income Inclusion - PIT							
Total Net - CIT							
Total Net - PIT							
Total Net							
Total Net - CIT - Rounded							
Total Net - PIT - Rounded							
Total Net - Rounded							

	Share of cost			
		2017	2018	Total
Tier 1 - CIT				
Tier 1 - PIT				
Tier 2 - CIT				
Tier 2 - PIT				
Total Gross - CIT				
Total Gross - PIT				
Income Inclusion - CIT				
Income Inclusion - PIT				
Total Net - CIT				
Total Net - PIT				
Total Net				
Total Net - CIT - Rounded				
Total Net - PIT - Rounded				
Total Net - Rounded				

	Share of cost	<u>\$ million</u>					Total Without Tax exempt and partnerhsips
	2017	2018	Total	Total adjusted for share	Partnerhsips only		
Tier 1 - CIT							
Tier 1 - PIT							
Tier 2 - CIT							
Tier 2 - PIT							
Total Gross - CIT							
Total Gross - PIT							
Income Inclusion - CIT							
Income Inclusion - PIT							
Total Net - CIT							
Total Net - PIT							
Total Net							
Total Net - CIT - Rounded							
Total Net - PIT - Rounded							
Total Net - Rounded							

	Share of cost			
		2017	2018	Total
Tier 1 - CIT				
Tier 1 - PIT				
Tier 2 - CIT				
Tier 2 - PIT				
Total Gross - CIT				
Total Gross - PIT				
Income Inclusion - CIT				
Income Inclusion - PIT				
Total Net - CIT				
Total Net - PIT				
Total Net				
Total Net - CIT - Rounded				
Total Net - PIT - Rounded				
Total Net - Rounded				

	Share of cost	<u>\$ million</u>					Total Without Tax exempt and partnerhsips
		2017	2018	Total	Total adjusted for share	Partnerhsips only	
Tier 1 - CIT							
Tier 1 - PIT							

	Share of cost			
		2017	2018	Total
Tier 1 - CIT				
Tier 1 - PIT				

s.69(1)(g) re: (d)
s.69(1)(g) re: (e)

Tier 2 - CIT
Tier 2 - PIT
Total Gross - CIT
Total Gross - PIT
Income Inclusion - CIT
Income Inclusion - PIT
Total Net - CIT
Total Net - PIT
Total Net
Total Net - CIT - Rounded
Total Net - PIT - Rounded
Total Net - Rounded

Tier 2 - CIT
Tier 2 - PIT
Total Gross - CIT
Total Gross - PIT
Income Inclusion - CIT
Income Inclusion - PIT
Total Net - CIT
Total Net - PIT
Total Net
Total Net - CIT - Rounded
Total Net - PIT - Rounded
Total Net - Rounded

Share of cost		\$ million					Share of cost	
		Total Without Tax exempt and partnerhsips						
		2017	2018	Total	Total adjusted for share	Partnerhsips only		
Tier 1 - CIT							Tier 1 - CIT	
Tier 1 - PIT							Tier 1 - PIT	
Tier 2 - CIT							Tier 2 - CIT	
Tier 2 - PIT							Tier 2 - PIT	
Total Gross - CIT							Total Gross - CIT	
Total Gross - PIT							Total Gross - PIT	
Income Inclusion - CIT							Income Inclusion - CIT	
Income Inclusion - PIT							Income Inclusion - PIT	
Total Net - CIT							Total Net - CIT	
Total Net - PIT							Total Net - PIT	
Total Net							Total Net	
Total Net - CIT - Rounded							Total Net - CIT - Rounded	
Total Net - PIT - Rounded							Total Net - PIT - Rounded	
Total Net - Rounded							Total Net - Rounded	

Share of cost		\$ million					Share of cost	
		Total Without Tax exempt and partnerhsips						
		2017	2018	Total	Total adjusted for share	Partnerhsips only		
Tier 1 - CIT							Tier 1 - CIT	
Tier 1 - PIT							Tier 1 - PIT	
Tier 2 - CIT							Tier 2 - CIT	
Tier 2 - PIT							Tier 2 - PIT	
Total Gross - CIT							Total Gross - CIT	
Total Gross - PIT							Total Gross - PIT	

s.69(1)(g) re: (d)
s.69(1)(g) re: (e)

Income Inclusion - CIT
Income Inclusion - PIT

Total Net - CIT
Total Net - PIT
Total Net

Total Net - CIT - Rounded
Total Net - PIT - Rounded
Total Net - Rounded

Income Inclusion - CIT
Income Inclusion - PIT

Total Net - CIT
Total Net - PIT
Total Net

Total Net - CIT - Rounded
Total Net - PIT - Rounded
Total Net - Rounded

		Share of cost		<u>\$ million</u>							Share of cost					
								Total Without Tax exempt and partnerhsips								

		Share of cost		<u>\$ million</u>							Share of cost						
								Total Without Tax exempt and partnerhsips									

s.69(1)(g) re: (d)
s.69(1)(g) re: (e)

Total Net - CIT - Rounded
Total Net - PIT - Rounded
Total Net - Rounded

Total Net - CIT - Rounded
Total Net - PIT - Rounded
Total Net - Rounded

		Share of cost		\$ million								Share of cost				
				2017	2018	Total	Total adjusted for share	Partnerhsips only	Total Without Tax exempt and partnerships					2017	2018	Total
Tier 1 - CIT										Tier 1 - CIT						
Tier 1 - PIT										Tier 1 - PIT						
Tier 2 - CIT										Tier 2 - CIT						
Tier 2 - PIT										Tier 2 - PIT						
Total Gross - CIT										Total Gross - CIT						
Total Gross - PIT										Total Gross - PIT						
Income Inclusion - CIT										Income Inclusion - CIT						
Income Inclusion - PIT										Income Inclusion - PIT						
Total Net - CIT										Total Net - CIT						
Total Net - PIT										Total Net - PIT						
Total Net										Total Net						
Total Net - CIT - Rounded										Total Net - CIT - Rounded						
Total Net - PIT - Rounded										Total Net - PIT - Rounded						
Total Net - Rounded										Total Net - Rounded						

		Share of cost		\$ million								Share of cost				
				2017	2018	Total	Total adjusted for share	Partnerhsips only	Total Without Tax exempt and partnerships					2017	2018	Total
Tier 1 - CIT										Tier 1 - CIT						
Tier 1 - PIT										Tier 1 - PIT						
Tier 2 - CIT										Tier 2 - CIT						
Tier 2 - PIT										Tier 2 - PIT						
Total Gross - CIT										Total Gross - CIT						
Total Gross - PIT										Total Gross - PIT						
Income Inclusion - CIT										Income Inclusion - CIT						
Income Inclusion - PIT										Income Inclusion - PIT						
Total Net - CIT										Total Net - CIT						
Total Net - PIT										Total Net - PIT						
Total Net										Total Net						
Total Net - CIT - Rounded										Total Net - CIT - Rounded						
Total Net - PIT - Rounded										Total Net - PIT - Rounded						
Total Net - Rounded										Total Net - Rounded						

		Share of cost		\$ million								Share of cost				
--	--	---------------	--	------------	--	--	--	--	--	--	--	---------------	--	--	--	--

s.69(1)(g) re: (d)

s.69(1)(g) re: (e)

		Total Without Tax exempt and partnerhsips								
		2017	2018	Total	Total adjusted for share	Partnerhsips only		2017	2018	Total
Tier 1 - CIT								Tier 1 - CIT		
Tier 1 - PIT								Tier 1 - PIT		
Tier 2 - CIT								Tier 2 - CIT		
Tier 2 - PIT								Tier 2 - PIT		
Total Gross - CIT								Total Gross - CIT		
Total Gross - PIT								Total Gross - PIT		
Income Inclusion - CIT								Income Inclusion - CIT		
Income Inclusion - PIT								Income Inclusion - PIT		
Total Net - CIT								Total Net - CIT		
Total Net - PIT								Total Net - PIT		
Total Net								Total Net		
Total Net - CIT - Rounded								Total Net - CIT - Rounded		
Total Net - PIT - Rounded								Total Net - PIT - Rounded		
Total Net - Rounded								Total Net - Rounded		
	Share of cost	\$ million							Share of cost	
		2017	2018	Total	Total adjusted for share	Partnerhsips only	Total Without Tax exempt and partnerhsips			
Tier 1 - CIT								Tier 1 - CIT		
Tier 1 - PIT								Tier 1 - PIT		
Tier 2 - CIT								Tier 2 - CIT		
Tier 2 - PIT								Tier 2 - PIT		
Total Gross - CIT								Total Gross - CIT		
Total Gross - PIT								Total Gross - PIT		
Income Inclusion - CIT								Income Inclusion - CIT		
Income Inclusion - PIT								Income Inclusion - PIT		
Total Net - CIT								Total Net - CIT		
Total Net - PIT								Total Net - PIT		
Total Net								Total Net		
Total Net - CIT - Rounded								Total Net - CIT - Rounded		
Total Net - PIT - Rounded								Total Net - PIT - Rounded		
Total Net - Rounded								Total Net - Rounded		
	Share of cost	\$ million							Share of cost	
		2017	2018	Total	Total adjusted for share	Partnerhsips only	Total Without Tax exempt and partnerhsips			
Tier 1 - CIT								Tier 1 - CIT		
Tier 1 - PIT								Tier 1 - PIT		
Tier 2 - CIT								Tier 2 - CIT		

Tier 2 - PIT

Total Gross - CIT

Total Gross - PIT

Income Inclusion - CIT

Income Inclusion - PIT

Total Net - CIT

Total Net - PIT

Total Net

Total Net - CIT - Rounded

Total Net - PIT - Rounded

Total Net - Rounded

Tier 2 - PIT

Total Gross - CIT

Total Gross - PIT

Income Inclusion - CIT

Income Inclusion - PIT

Total Net - CIT

Total Net - PIT

Total Net

Total Net - CIT - Rounded

Total Net - PIT - Rounded

Total Net - Rounded

	Share of cost	\$ million					Total Without Tax exempt and partnerhsips		Share of cost			
		2017	2018	Total	Total adjusted for share	Partnerhsips only				2017	2018	Total

Tier 1 - CIT

Tier 1 - PIT

Tier 2 - CIT

Tier 2 - PIT

Total Gross - CIT

Total Gross - PIT

Income Inclusion - CIT

Income Inclusion - PIT

Total Net - CIT

Total Net - PIT

Total Net

Total Net - CIT - Rounded

Total Net - PIT - Rounded

Total Net - Rounded

Tier 1 - CIT

Tier 1 - PIT

Tier 2 - CIT

Tier 2 - PIT

Total Gross - CIT

Total Gross - PIT

Income Inclusion - CIT

Income Inclusion - PIT

Total Net - CIT

Total Net - PIT

Total Net

Total Net - CIT - Rounded

Total Net - PIT - Rounded

Total Net - Rounded

	Share of cost	\$ million					Total Without Tax exempt and partnerhsips		Share of cost			
		2017	2018	Total	Total adjusted for share	Partnerhsips only				2017	2018	Total

Tier 1 - CIT

Tier 1 - PIT

Tier 2 - CIT

Tier 2 - PIT

Total Gross - CIT

Total Gross - PIT

Income Inclusion - CIT

Income Inclusion - PIT

Tier 1 - CIT

Tier 1 - PIT

Tier 2 - CIT

Tier 2 - PIT

Total Gross - CIT

Total Gross - PIT

Income Inclusion - CIT

Income Inclusion - PIT

s.69(1)(g) re: (d)

s.69(1)(g) re: (e)

Total Net - CIT
Total Net - PIT
Total Net

Total Net - CIT
Total Net - PIT
Total Net

Total Net - CIT - Rounded
Total Net - PIT - Rounded
Total Net - Rounded

Total Net - CIT - Rounded
Total Net - PIT - Rounded
Total Net - Rounded

	Share of cost	\$ million						Total Without Tax exempt and partnerships
		2017	2018	Total	Total adjusted for share	Partnerships only		

Tier 1 - CIT
Tier 1 - PIT

Tier 1 - CIT
Tier 1 - PIT

Tier 2 - CIT
Tier 2 - PIT

Tier 2 - CIT
Tier 2 - PIT

Total Gross - CIT
Total Gross - PIT

Total Gross - CIT
Total Gross - PIT

Income Inclusion - CIT
Income Inclusion - PIT

Income Inclusion - CIT
Income Inclusion - PIT

Total Net - CIT
Total Net - PIT
Total Net

Total Net - CIT
Total Net - PIT
Total Net

Total Net - CIT - Rounded
Total Net - PIT - Rounded
Total Net - Rounded

	Share of cost	2017	2018	Total
--	---------------	------	------	-------

Tier 1 - CIT
Tier 1 - PIT

Tier 2 - CIT
Tier 2 - PIT

Total Gross - CIT
Total Gross - PIT

Income Inclusion - CIT
Income Inclusion - PIT

Total Net - CIT
Total Net - PIT
Total Net

Total Net - CIT - Rounded
Total Net - PIT - Rounded
Total Net - Rounded

	Share of cost	\$ million						Total Without Tax exempt and partnerships
		2017	2018	Total	Total adjusted for share	Partnerships only		

Tier 1 - CIT
Tier 1 - PIT

Tier 2 - CIT
Tier 2 - PIT

Total Gross - CIT
Total Gross - PIT

Income Inclusion - CIT
Income Inclusion - PIT

Total Net - CIT
Total Net - PIT
Total Net

Total Net - CIT - Rounded
Total Net - PIT - Rounded
Total Net - Rounded

s.69(1)(g) re: (d)
s.69(1)(g) re: (e)

[illegible]

Total Gross - CIT	
Total Gross - PIT	
Income Inclusion - CIT	
Income Inclusion - PIT	
Total Net - CIT	
Total Net - PIT	
Total Net	
Total Net - CIT - Rounded	
Total Net - PIT - Rounded	
Total Net - Rounded	

Share of cost	\$ million					Total Without Tax exempt and partnerhsips
	2017	2018	Total	Total adjusted for share	Partnerhsips only	

s.69(1)(g) re: (d)
s.69(1)(g) re: (e)

Total Gross - CIT
Total Gross - PIT
Income Inclusion - CIT
Income Inclusion - PIT
Total Net - CIT
Total Net - PIT
Total Net
Total Net - CIT - Rounded
Total Net - PIT - Rounded
Total Net - Rounded

		Share of cost						Share of cost					
		\$ million											
							Total Without Tax exempt and partnerhsips						
		2017	2018	Total	Total adjusted for share	Partnerhsips only		2017	2018	Total			
Tier 1 - CIT							Tier 1 - CIT						
Tier 1 - PIT							Tier 1 - PIT						
Tier 2 - CIT							Tier 2 - CIT						

[illegible]

Income Inclusion - PIT

Total Net - CIT

Total Net - PIT

Total Net

Total Net - CIT - Rounded
Total Net - PIT - Rounded
Total Net - Rounded

Income Inclusion - PIT

Total Net - CIT

Total Net - PIT

Total Net

Total Net - CIT - Rounded
Total Net - PIT - Rounded
Total Net - Rounded

	Share of cost	\$ million					Total Without Tax exempt and partnerhsips
		2017	2018	Total	Total adjusted for share	Partnerhsips only	

Tier 1 - CIT

Tier 1 - PIT

Tier 2 - CIT

Tier 2 - PIT

Total Gross - CIT

Total Gross - PIT

Income Inclusion - CIT

Income Inclusion - PIT

Total Net - CIT

Total Net - PIT

Total Net

Total Net - CIT - Rounded
Total Net - PIT - Rounded
Total Net - Rounded

	Share of cost			
		2017	2018	Total

Tier 1 - CIT

Tier 1 - PIT

Tier 2 - CIT

Tier 2 - PIT

Total Gross - CIT

Total Gross - PIT

Income Inclusion - CIT

Income Inclusion - PIT

Total Net - CIT

Total Net - PIT

Total Net

Total Net - CIT - Rounded
Total Net - PIT - Rounded
Total Net - Rounded

s.69(1)(g) re: (d)

s.69(1)(g) re: (e)

	Total Without Tax exempt and
Total adjusted for sl Partnerhsips only	partnerhsips

s.69(1)(g) re: (d)
s.69(1)(g) re: (e)

\$ million		Share of cost		\$ million						
Total adjusted for sl Partnerships only		Total Without Tax exempt and partnerships		2017	2018	Total	Total adjusted for share	Partnerships only	Total Without Tax exempt and partnerships	
		Tier 1 - CIT								
		Tier 1 - PIT								
		Tier 2 - CIT								
		Tier 2 - PIT								
		Total Gross - CIT								
		Total Gross - PIT								
		Income Inclusion - CIT								
		Income Inclusion - PIT								
		Total Net - CIT								
		Total Net - PIT								
		Total Net								
		Total Net - CIT - Rounded								
		Total Net - PIT - Rounded								
		Total Net - Rounded								

\$ million		Share of cost		\$ million						
Total adjusted for sl Partnerships only		Total Without Tax exempt and partnerships		2017	2018	Total	Total adjusted for share	Partnerships only	Total Without Tax exempt and partnerships	
		Tier 1 - CIT								
		Tier 1 - PIT								
		Tier 2 - CIT								
		Tier 2 - PIT								
		Total Gross - CIT								
		Total Gross - PIT								
		Income Inclusion - CIT								
		Income Inclusion - PIT								
		Total Net - CIT								
		Total Net - PIT								
		Total Net								
		Total Net - CIT - Rounded								
		Total Net - PIT - Rounded								
		Total Net - Rounded								

s.69(1)(g) re: (d)
s.69(1)(g) re: (e)

\$ million		Share of cost		\$ million					Share of cost	
Total adjusted for sl Partnerships only		Total Without Tax exempt and partnerships		2017	2018	Total	Total adjusted for share	Partnerships only	Total Without Tax exempt and partnerships	
		Tier 1 - CIT							Tier 1 - CIT	
		Tier 1 - PIT							Tier 1 - PIT	

Total Gross - CIT
Total Gross - PIT

Income Inclusion - CIT
Income Inclusion - PIT

Total Net - CIT
Total Net - PIT
Total Net

Total Net - CIT - Rounded
Total Net - PIT - Rounded

Total Net - CIT - Rounded
Total Net - PIT - Rounded
Total Net - Rounded

partnerships

Total Gross - CIT
Total Gross - PIT

s.69(1)(g) re: (e)

Income Inclusion - CIT
Income Inclusion - PIT

Total Net - CIT
Total Net - PIT
Total Net

Total Net - CIT - Rounded
Total Net - PIT - Rounded
Total Net - Rounded

	2017	2018	Total
Share of cost			

003196

		Total Net - CIT - Rounded						Total Net - CIT - Rounded					
		Total Net - PIT - Rounded						Total Net - PIT - Rounded					
		Total Net - Rounded						Total Net - Rounded					
\$ million		Share of cost			\$ million								
Total Without Tax exempt and partnerships								Total Without Tax exempt and partnerships					
Total adjusted for sl Partnerships only		2017	2018	Total	Total adjusted for share Partnerships only			Total adjusted for share Partnerships only					
		Tier 1 - CIT											
		Tier 1 - PIT											
		Tier 2 - CIT											
		Tier 2 - PIT											
		Total Gross - CIT											
		Total Gross - PIT											
		Income Inclusion - CIT											
		Income Inclusion - PIT											
		Total Net - CIT											
		Total Net - PIT											
		Total Net											
		Total Net - CIT - Rounded											
		Total Net - PIT - Rounded											
		Total Net - Rounded											
\$ million		Share of cost			\$ million			Share of cost					
Total Without Tax exempt and partnerships								Total Without Tax exempt and partnerships					
Total adjusted for sl Partnerships only		2017	2018	Total	Total adjusted for share Partnerships only			Total adjusted for share Partnerships only			2017	2018	Total
		Tier 1 - CIT						Tier 1 - CIT					
		Tier 1 - PIT						Tier 1 - PIT					
		Tier 2 - CIT						Tier 2 - CIT					
		Tier 2 - PIT						Tier 2 - PIT					
		Total Gross - CIT						Total Gross - CIT					
		Total Gross - PIT						Total Gross - PIT					
		Income Inclusion - CIT						Income Inclusion - CIT					
		Income Inclusion - PIT						Income Inclusion - PIT					
		Total Net - CIT						Total Net - CIT					
		Total Net - PIT						Total Net - PIT					
		Total Net						Total Net					
		Total Net - CIT - Rounded						Total Net - CIT - Rounded					
		Total Net - PIT - Rounded						Total Net - PIT - Rounded					
		Total Net - Rounded						Total Net - Rounded					
\$ million		Share of cost			\$ million			Share of cost					

		Total Without Tax exempt and partnerhsips									Total Without Tax exempt and partnerhsips
Total adjusted for sl Partnerhsips only			2017	2018	Total	Total adjusted for share	Partnerhsips only		2017	2018	Total
	Tier 1 - CIT							Tier 1 - CIT			
	Tier 1 - PIT							Tier 1 - PIT			
	Tier 2 - CIT							Tier 2 - CIT			
	Tier 2 - PIT							Tier 2 - PIT			
	Total Gross - CIT							Total Gross - CIT			
	Total Gross - PIT							Total Gross - PIT			
	Income Inclusion - CIT							Income Inclusion - CIT			
	Income Inclusion - PIT							Income Inclusion - PIT			
	Total Net - CIT							Total Net - CIT			
	Total Net - PIT							Total Net - PIT			
	Total Net							Total Net			
	Total Net - CIT - Rounded							Total Net - CIT - Rounded			
	Total Net - PIT - Rounded							Total Net - PIT - Rounded			
	Total Net - Rounded							Total Net - Rounded			

\$ million		Share of cost	\$ million						Share of cost		
		Total Without Tax exempt and partnerhsips									Total Without Tax exempt and partnerhsips
Total adjusted for sl Partnerhsips only			2017	2018	Total	Total adjusted for share	Partnerhsips only		2017	2018	Total
	Tier 1 - CIT							Tier 1 - CIT			
	Tier 1 - PIT							Tier 1 - PIT			
	Tier 2 - CIT							Tier 2 - CIT			
	Tier 2 - PIT							Tier 2 - PIT			
	Total Gross - CIT							Total Gross - CIT			
	Total Gross - PIT							Total Gross - PIT			
	Income Inclusion - CIT							Income Inclusion - CIT			
	Income Inclusion - PIT							Income Inclusion - PIT			
	Total Net - CIT							Total Net - CIT			
	Total Net - PIT							Total Net - PIT			
	Total Net							Total Net			
	Total Net - CIT - Rounded							Total Net - CIT - Rounded			
	Total Net - PIT - Rounded							Total Net - PIT - Rounded			
	Total Net - Rounded							Total Net - Rounded			

\$ million		Share of cost	\$ million						Share of cost		
		Total Without Tax exempt and partnerhsips									Total Without Tax exempt and partnerhsips
Total adjusted for sl Partnerhsips only			2017	2018	Total	Total adjusted for share	Partnerhsips only		2017	2018	Total
	Tier 1 - CIT							Tier 1 - CIT			
	Tier 1 - PIT							Tier 1 - PIT			
	Tier 2 - CIT							Tier 2 - CIT			

s.69(1)(g) re: (d)

s.69(1)(g) re: (e)

s.69(1)(g) re: (e)

		Total Net - CIT					Total Net - CIT				
		Total Net - PIT					Total Net - PIT				
		Total Net					Total Net				
		Total Net - CIT - Rounded					Total Net - CIT - Rounded				
		Total Net - PIT - Rounded					Total Net - PIT - Rounded				
		Total Net - Rounded					Total Net - Rounded				
\$ million		Share of cost		\$ million		Share of cost		\$ million		Share of cost	
Total Without Tax exempt and partnerships											
Total adjusted for si Partnerships only		2017	2018	Total	Total adjusted for share Partnerships only	Total Without Tax exempt and partnerships		2017	2018	Total	
	Tier 1 - CIT						Tier 1 - CIT				
	Tier 1 - PIT						Tier 1 - PIT				
	Tier 2 - CIT						Tier 2 - CIT				
	Tier 2 - PIT						Tier 2 - PIT				
	Total Gross - CIT						Total Gross - CIT				
	Total Gross - PIT						Total Gross - PIT				
	Income Inclusion - CIT						Income Inclusion - CIT				
	Income Inclusion - PIT						Income Inclusion - PIT				
	Total Net - CIT						Total Net - CIT				
	Total Net - PIT						Total Net - PIT				
	Total Net						Total Net				
	Total Net - CIT - Rounded						Total Net - CIT - Rounded				
	Total Net - PIT - Rounded						Total Net - PIT - Rounded				
	Total Net - Rounded						Total Net - Rounded				

s.69(1)(g) re: (d)

s.69(1)(g) re: (e)

\$ million	
	Total Without Tax exempt and
Total adjusted for sI Partnerships only	partnerships

s.69(1)(g) re: (d)

s.69(1)(g) re: (e)

\$ million			Share of cost		\$ million						Share of cost	
	Total Without Tax exempt and partnerhsips							Total Without Tax exempt and partnerhsips				
Total adjusted for sl Partnerhsips only			2017	2018	Total	Total adjusted for share	Partnerhsips only			2017	2018	Total
	Tier 1 - CIT							Tier 1 - CIT				
	Tier 1 - PIT							Tier 1 - PIT				
	Tier 2 - CIT							Tier 2 - CIT				
	Tier 2 - PIT							Tier 2 - PIT				
	Total Gross - CIT							Total Gross - CIT				
	Total Gross - PIT							Total Gross - PIT				
	Income Inclusion - CIT							Income Inclusion - CIT				
	Income Inclusion - PIT							Income Inclusion - PIT				
	Total Net - CIT							Total Net - CIT				
	Total Net - PIT							Total Net - PIT				
	Total Net							Total Net				
	Total Net - CIT - Rounded							Total Net - CIT - Rounded				
	Total Net - PIT - Rounded							Total Net - PIT - Rounded				
	Total Net - Rounded							Total Net - Rounded				

s.69(1)(g) re: (d)
s.69(1)(g) re: (e)

\$ million		Share of cost	\$ million						Share of cost			
Total adjusted for sl Partnerships only	Total Without Tax exempt and partnerships		2017	2018	Total	Total adjusted for share	Partnerships only	Total Without Tax exempt and partnerships		2017	2018	Total
	Tier 1 - CIT							Tier 1 - CIT				
	Tier 1 - PIT							Tier 1 - PIT				
	Tier 2 - CIT							Tier 2 - CIT				

	Tier 2 - PIT
	Total Gross - CIT
	Total Gross - PIT
	Income Inclusion - CIT
	Income Inclusion - PIT
	Total Net - CIT
	Total Net - PIT
	Total Net
	Total Net - CIT - Rounded
	Total Net - PIT - Rounded
	Total Net - Rounded

\$ million	Total Without Tax exempt and partnerships
Total adjusted for sl Partnerships only	

	Tier 2 - PIT
	Total Gross - CIT
	Total Gross - PIT
	Income Inclusion - CIT
	Income Inclusion - PIT
	Total Net - CIT
	Total Net - PIT
	Total Net
	Total Net - CIT - Rounded
	Total Net - PIT - Rounded
	Total Net - Rounded

s.69(1)(g) re: (d)
s.69(1)(g) re: (e)

\$ million		Share of cost	\$ million						Share of cost			
	Total Without Tax exempt and partnerships		2017	2018	Total	Total adjusted for share	Partnerships only	Total Without Tax exempt and partnerships		2017	2018	Total
Total adjusted for sl Partnerships only												
	Tier 1 - CIT							Tier 1 - CIT				
	Tier 1 - PIT							Tier 1 - PIT				
	Tier 2 - CIT							Tier 2 - CIT				
	Tier 2 - PIT							Tier 2 - PIT				
	Total Gross - CIT							Total Gross - CIT				
	Total Gross - PIT							Total Gross - PIT				
	Income Inclusion - CIT							Income Inclusion - CIT				

\$ million	
	Total Without Tax exempt and
Total adjusted for SI Partnerhsips only	partnerhsips

Income Inclusion - PIT

Total Net - CIT
Total Net - PIT
Total Net

Total Net - CIT - Rounded
Total Net - PIT - Rounded
Total Net - Rounded

Income Inclusion - PIT

Total Net - CIT
Total Net - PIT
Total Net

Total Net - CIT - Rounded
Total Net - PIT - Rounded
Total Net - Rounded

s.69(1)(g) re: (d)
s.69(1)(g) re: (e)

s.69(1)(g) re: (d)
s.69(1)(g) re: (e)

\$ million		
Total adjusted for share	Partnerships only	Total Without Tax exempt and partnerships



s.69(1)(g) re: (d)
s.69(1)(g) re: (e)

\$ million		
Total adjusted for share	Partnerships only	Total Without Tax exempt and partnerships



\$ million		
		Total Without Tax exempt and partnerships
Total adjusted for share	Partnerships only	

s.69(1)(g) re: (d)

s.69(1)(g) re: (e)

\$ million		
		Total Without Tax exempt and
Total adjusted for share	Partnerships only	partnerships

s.69(1)(g) re: (d)
s.69(1)(g) re: (e)

\$ million

		Total Without Tax exempt and partnerhsips
Total adjusted for share	Partnerhsips only	

s.69(1)(g) re: (d)
s.69(1)(g) re: (e)

\$ million		Total Without Tax exempt and partnerhsips
Total adjusted for share	Partnerhsips only	
		Tier 1 - CIT
		Tier 1 - PIT
		Tier 2 - CIT
		Tier 2 - PIT
		Total Gross - CIT
		Total Gross - PIT
		Income Inclusion - CIT
		Income Inclusion - PIT
		Total Net - CIT
		Total Net - PIT
		Total Net
		Total Net - CIT - Rounded
		Total Net - PIT - Rounded
		Total Net - Rounded

Share of cost			\$ million		Total Without Tax exempt and partnerhsips
2017	2018	Total	Total adjusted for share	Partnerhsips only	
					Tier 1 - CIT
					Tier 1 - PIT
					Tier 2 - CIT
					Tier 2 - PIT
					Total Gross - CIT
					Total Gross - PIT
					Income Inclusion - CIT
					Income Inclusion - PIT
					Total Net - CIT
					Total Net - PIT
					Total Net
					Total Net - CIT - Rounded
					Total Net - PIT - Rounded
					Total Net - Rounded

Share of cost			\$ million		Total Without Tax exempt and partnerhsips
2017	2018	Total	Total adjusted for share	Partnerhsips only	
					Tier 1 - CIT
					Tier 1 - PIT
					Tier 2 - CIT
					Tier 2 - PIT
					Total Gross - CIT
					Total Gross - PIT
					Income Inclusion - CIT
					Income Inclusion - PIT
					Total Net - CIT
					Total Net - PIT
					Total Net
					Total Net - CIT - Rounded
					Total Net - PIT - Rounded
					Total Net - Rounded

\$ million		Total Without Tax exempt and partnerhsips
Total adjusted for share	Partnerhsips only	
		Tier 1 - CIT
		Tier 1 - PIT
		Tier 2 - CIT

Share of cost			\$ million		Total Without Tax exempt and partnerhsips
2017	2018	Total	Total adjusted for share	Partnerhsips only	
					Tier 1 - CIT
					Tier 1 - PIT
					Tier 2 - CIT

Share of cost			\$ million		Total Without Tax exempt and partnerhsips
2017	2018	Total	Total adjusted for share	Partnerhsips only	
					Tier 1 - CIT
					Tier 1 - PIT
					Tier 2 - CIT

	Tier 2 - PIT	
	Total Gross - CIT	
	Total Gross - PIT	
	Income Inclusion - CIT	
	Income Inclusion - PIT	
	Total Net - CIT	
	Total Net - PIT	
	Total Net	
	Total Net - CIT - Rounded	
	Total Net - PIT - Rounded	
	Total Net - Rounded	

	Tier 2 - PIT	
	Total Gross - CIT	
	Total Gross - PIT	
	Income Inclusion - CIT	
	Income Inclusion - PIT	
	Total Net - CIT	
	Total Net - PIT	
	Total Net	
	Total Net - CIT - Rounded	
	Total Net - PIT - Rounded	
	Total Net - Rounded	

\$ million			Share of cost			\$ million			Share of cost			\$ million			Share of cost		
Total Without Tax exempt and partnerhsips						Total Without Tax exempt and partnerhsips						Total Without Tax exempt and partnerhsips					
Total adjusted for share	Partnerhsips only		2017	2018	Total	Total adjusted for share	Partnerhsips only		2017	2018	Total	Total adjusted for share	Partnerhsips only		2017	2018	Total
		Tier 1 - CIT						Tier 1 - CIT						Tier 1 - CIT			
		Tier 1 - PIT						Tier 1 - PIT						Tier 1 - PIT			
		Tier 2 - CIT						Tier 2 - CIT						Tier 2 - CIT			
		Tier 2 - PIT						Tier 2 - PIT						Tier 2 - PIT			
		Total Gross - CIT						Total Gross - CIT						Total Gross - CIT			
		Total Gross - PIT						Total Gross - PIT						Total Gross - PIT			
		Income Inclusion - CIT						Income Inclusion - CIT						Income Inclusion - CIT			
		Income Inclusion - PIT						Income Inclusion - PIT						Income Inclusion - PIT			
		Total Net - CIT						Total Net - CIT						Total Net - CIT			
		Total Net - PIT						Total Net - PIT						Total Net - PIT			
		Total Net						Total Net						Total Net			
		Total Net - CIT - Rounded						Total Net - CIT - Rounded						Total Net - CIT - Rounded			
		Total Net - PIT - Rounded						Total Net - PIT - Rounded						Total Net - PIT - Rounded			
		Total Net - Rounded						Total Net - Rounded						Total Net - Rounded			

\$ million			Share of cost			\$ million			Share of cost			\$ million			Share of cost		
Total Without Tax exempt and partnerhsips						Total Without Tax exempt and partnerhsips						Total Without Tax exempt and partnerhsips					
Total adjusted for share	Partnerhsips only		2017	2018	Total	Total adjusted for share	Partnerhsips only		2017	2018	Total	Total adjusted for share	Partnerhsips only		2017	2018	Total
		Tier 1 - CIT						Tier 1 - CIT						Tier 1 - CIT			
		Tier 1 - PIT						Tier 1 - PIT						Tier 1 - PIT			
		Tier 2 - CIT						Tier 2 - CIT						Tier 2 - CIT			
		Tier 2 - PIT						Tier 2 - PIT						Tier 2 - PIT			
		Total Gross - CIT						Total Gross - CIT						Total Gross - CIT			
		Total Gross - PIT						Total Gross - PIT						Total Gross - PIT			
		Income Inclusion - CIT						Income Inclusion - CIT						Income Inclusion - CIT			
		Income Inclusion - PIT						Income Inclusion - PIT						Income Inclusion - PIT			

s.69(1)(g) re: (d)

s.69(1)(g) re: (e)

			Total Net - CIT						Total Net - CIT		
			Total Net - PIT						Total Net - PIT		
			Total Net						Total Net		
			Total Net - CIT - Rounded						Total Net - CIT - Rounded		
			Total Net - PIT - Rounded						Total Net - PIT - Rounded		
			Total Net - Rounded						Total Net - Rounded		
\$ million			Share of cost			\$ million			Share of cost		
Total Without Tax exempt and partnerhsips						Total Without Tax exempt and partnerhsips					
Total adjusted for share	Partnerhsips only		2017	2018	Total	Total adjusted for share	Partnerhsips only		2017	2018	Total
		Tier 1 - CIT						Tier 1 - CIT			
		Tier 1 - PIT						Tier 1 - PIT			
		Tier 2 - CIT						Tier 2 - CIT			
		Tier 2 - PIT						Tier 2 - PIT			
		Total Gross - CIT						Total Gross - CIT			
		Total Gross - PIT						Total Gross - PIT			
		Income Inclusion - CIT						Income Inclusion - CIT			
		Income Inclusion - PIT						Income Inclusion - PIT			
		Total Net - CIT						Total Net - CIT			
		Total Net - PIT						Total Net - PIT			
		Total Net						Total Net			
		Total Net - CIT - Rounded						Total Net - CIT - Rounded			
		Total Net - PIT - Rounded						Total Net - PIT - Rounded			
		Total Net - Rounded						Total Net - Rounded			

s.69(1)(g) re: (d)
s.69(1)(g) re: (e)

\$ million			Share of cost			\$ million			Share of cost			\$ million			Share of cost		
		Total Without Tax exempt and partnerhsips						Total Without Tax exempt and partnerhsips						Total Without Tax exempt and partnerhsips			
Total adjusted for share	Partnerhsips only		2017	2018	Total	Total adjusted for share	Partnerhsips only		2017	2018	Total	Total adjusted for share	Partnerhsips only		2017	2018	
		Tier 1 - CIT						Tier 1 - CIT						Tier 1 - CIT			
		Tier 1 - PIT						Tier 1 - PIT						Tier 1 - PIT			
		Tier 2 - CIT						Tier 2 - CIT						Tier 2 - CIT			
		Tier 2 - PIT						Tier 2 - PIT						Tier 2 - PIT			
		Total Gross - CIT						Total Gross - CIT						Total Gross - CIT			
		Total Gross - PIT						Total Gross - PIT						Total Gross - PIT			
		Income Inclusion - CIT						Income Inclusion - CIT						Income Inclusion - CIT			
		Income Inclusion - PIT						Income Inclusion - PIT						Income Inclusion - PIT			
		Total Net - CIT						Total Net - CIT						Total Net - CIT			
		Total Net - PIT						Total Net - PIT						Total Net - PIT			
		Total Net						Total Net						Total Net			
		Total Net - CIT - Rounded						Total Net - CIT - Rounded						Total Net - CIT - Rounded			
		Total Net - PIT - Rounded						Total Net - PIT - Rounded						Total Net - PIT - Rounded			
		Total Net - Rounded						Total Net - Rounded						Total Net - Rounded			

\$ million		
		Total Without Tax exempt and partnerhsips
Total adjusted for share	Partnerhsips only	

Tier 1 - CIT
Tier 1 - PIT

Tier 2 - CIT

Share of cost	\$ million					
	2017	2018	Total	Total adjusted for share	Partnerhsips only	Total Without Tax exempt and partnerhsips

Share of cost	\$ million					
	2017	2018	Total	Total adjusted for share	Partnerhsips only	Total Without Tax exempt and partnerhsips

	Tier 2 - PIT
	Total Gross - CIT
	Total Gross - PIT
	Income Inclusion - CIT
	Income Inclusion - PIT
	Total Net - CIT
	Total Net - PIT
	Total Net
	Total Net - CIT - Rounded
	Total Net - PIT - Rounded
	Total Net - Rounded

	Tier 2 - PIT
	Total Gross - CIT
	Total Gross - PIT
	Income Inclusion - CIT
	Income Inclusion - PIT
	Total Net - CIT
	Total Net - PIT
	Total Net
	Total Net - CIT - Rounded
	Total Net - PIT - Rounded
	Total Net - Rounded

s.69(1)(g) re: (d)
s.69(1)(g) re: (e)

\$ million			Share of cost		\$ million			Share of cost		\$ million			Share of cost		\$ million		
		Total Without Tax exempt and partnerhsips						Total Without Tax exempt and partnerhsips						Total Without Tax exempt and partnerhsips			
Total adjusted for share	Partnerhsips only		2017	2018	Total	Total adjusted for share	Partnerhsips only		2017	2018	Total	Total adjusted for share	Partnerhsips only		2017	2018	Total
		Tier 1 - CIT						Tier 1 - CIT						Tier 1 - CIT			
		Tier 1 - PIT						Tier 1 - PIT						Tier 1 - PIT			
		Tier 2 - CIT						Tier 2 - CIT						Tier 2 - CIT			
		Tier 2 - PIT						Tier 2 - PIT						Tier 2 - PIT			
		Total Gross - CIT						Total Gross - CIT						Total Gross - CIT			
		Total Gross - PIT						Total Gross - PIT						Total Gross - PIT			
		Income Inclusion - CIT						Income Inclusion - CIT						Income Inclusion - CIT			



Income Inclusion - PIT

Total Net - CIT
Total Net - PIT
Total Net

Total Net - CIT - Rounded
Total Net - PIT - Rounded
Total Net - Rounded

Income Inclusion - PIT

Total Net - CIT
Total Net - PIT
Total Net

Total Net - CIT - Rounded
Total Net - PIT - Rounded
Total Net - Rounded

s.69(1)(g) re: (d)
s.69(1)(g) re: (e)

Pages 3216 to / à 3246
are duplicates
sont des duplicatas

2017 increase	1.069340651
Available 4 weeks	0.076923077

Period 5	Period 6	Period 7	Period 8
----------	----------	----------	----------

Unincorporated			For 4 weeks
2017	-----	-----	
2018			

T2125 salary and wages	Gross up by 1/0.87 based on PIT quant group
6,315,241,942	7,258,898,784
share of empl inc	2.98%

Cost for corporations			For 4 weeks
year	number_employer	sum_wage_sub_emplr	
2017		-----	-----
2018			

436300

Qualifying ccpc only			
year	COUNT_of_INT_BN	SUM_of_sum_empt_incamt	sum_wage_sub_emplr
2018			

Unincorporated		For 4 weeks
2017		
2018		

T2125 salary and wages	Gross up by 1/0.87 based on PIT quant group
6,315,241,942	7,258,898,784
share of empl inc	2.98%

Cost for corporations			For 4 weeks
year	number_employer	sum_wage_sub_emplr	
2017			
2018			

436300

Qualifying ccpc only			
year	COUNT_of_INT_BN	SUM_of_sum_empt_incamt	sum_wage_sub_emplr
2018			

Unincorporated		For 4 weeks
2017		
2018		

T2125 salary and wages	Gross up by 1/0.87 based on PIT quant group
6,315,241,942	7,258,898,784
share of empl inc	3.22%

Cost for corporations			For 4 weeks
year	number_employer	sum_wage_sub_emplr	
2017			
2018			

s.18(d)436300

s.21(1)(b)

s.69(1)(g) re: (d)

s.69(1)(g) re: (e)

2018

Unincorporated

For 4 weeks

2017
2018

T2125 salary and wages	Gross up by 1/0.87 based on PIT quant group
6,315,241,942	7,258,898,784
share of empl inc	3.22%

Cost for corporations

```
year      number_employer  sum_wage_sub_emplr
```

For 4 weeks

2017
2018

436300

Qualifying ccpc only

year	COUNT_of_INT_BN	SUM_of_sum_empt_incamt	sum_wage_sub_emplr
2018			

Unincorporated

For 4 weeks

2017
2018

T2125 salary and wages	Gross up by 1/0.87 based on PIT quant group
6,315,241,942	7,258,898,784
share of empl inc	2.98%

Cost for corporations

```
year      number_employer  sum_wage_sub_emplr
```

For 4 weeks

2017
2018

436300

Qualifying ccpc only

year	COUNT_of_INT_BN	SUM_of_sum_empt_incamt	sum_wage_sub_emplr
2018			

Unincorporated

For 4 weeks

2017
2018

T2125 salary and wages	Gross up by 1/0.87 based on PIT quant group
6,315,241,942	7,258,898,784
share of empl inc	2.98%

Cost for corporations

```
year          number_employer    sum_wage_sub_emplr
```

For 4 weeks

2017
2018

436300

Qualifying ccpc only

year	COUNT_of_INT_BN	SUM_of_sum_empt_incant	sum_wage_sub_emplr
2018			

Unincorporated

For 4 weeks

2017
2018

s.69(1)(g) re: (d)

s.69(1)(g) re: (e)

T2125 salary and wages Gross up by 1/0.87 based on PIT quant group

Cost for corporations			
year	number_employer	sum_wage_sub_emplr	For 4 weeks
2017			
2018			

6,315,241,942	7,258,898,784
share of empl inc	2.98%

436300

Qualifying ccpc only			
year	COUNT_of_INT_BN	SUM_of_sum_empt_incamt	sum_wage_sub_emplr
2018			

-		
Unincorporated		For 4 weeks
2017		
2018		

T2125 salary and wages	Gross up by 1/0.87 based on PIT quant group
6,315,241,942	7,258,898,784
share of empl inc	2.98%

436300

Cost for corporations			
year	number_employer	sum_wage_sub_emplr	For 4 weeks
2017			
2018			

Qualifying ccpc only			
year	COUNT_of_INT_BN	SUM_of_sum_empt_incamt	sum_wage_sub_emplr
2018			

s.69(1)(g) re: (d)

s.69(1)(g) re: (e)

2017 increase	1.069340651
Available 4 weeks	0.076923077

Period 5	Period 6	Period 7	Period 8 9 10	Period 5	Period 6
----------	----------	----------	---------------	----------	----------

Unincorporated

2017 For 4 weeks
2018

T2125 salary and wages Gross up by 1/0.87 based on PIT quant group
6,315,241,942 7,258,898,784
share of empl inc 2.98%

Cost for corporations

year number_employer sum_wage_sub_emplr For 4 weeks
2017
2018

436300

Qualifying ccpc only

year COUNT_of_INT_BN SUM_of_sum_empt_incamt sum_wage_sub_emplr
2018

Unincorporated

2017 For 4 weeks
2018

T2125 salary and wages Gross up by 1/0.87 based on PIT quant group
6,315,241,942 7,258,898,784
share of empl inc 2.98%

Cost for corporations

year number_employer sum_wage_sub_emplr For 4 weeks
2017
2018

436300

Qualifying ccpc only

year COUNT_of_INT_BN SUM_of_sum_empt_incamt sum_wage_sub_emplr
2018

Unincorporated

2017 For 4 weeks
2018

T2125 salary and wages Gross up by 1/0.87 based on PIT quant group
6,315,241,942 7,258,898,784
share of empl inc 3.22%

Cost for corporations

year number_employer sum_wage_sub_emplr For 4 weeks
2017
2018

436300

s.18(d)
s.21(1)(b)
s.69(1)(g) re: (d)
s.69(1)(g) re: (e)

Qualifying ccpc only

year COUNT_of_INT_BN SUM_of_sum_empt_incamt sum_wage_sub_emplr
2018

Unincorporated

2017 For 4 weeks

2018			
<u>Cost for corporations</u>			
year	number_employer	sum_wage_sub_emplr	For 4 weeks
2017			
2018			

<u>Qualifying ccpc only</u>			
year	COUNT_of_INT_BN	SUM_of_sum_empt_incamt	sum_wage_sub_emplr
2018			

<u>Unincorporated</u>			
			For 4 weeks
2017			
2018			

<u>Cost for corporations</u>			
year	number_employer	sum_wage_sub_emplr	For 4 weeks
2017			
2018			

<u>Qualifying ccpc only</u>			
year	COUNT_of_INT_BN	SUM_of_sum_empt_incamt	sum_wage_sub_emplr
2018			

<u>Unincorporated</u>			
			For 4 weeks
2017			
2018			

<u>Cost for corporations</u>			
year	number_employer	sum_wage_sub_emplr	For 4 weeks
2017			
2018			

<u>Qualifying ccpc only</u>			
year	COUNT_of_INT_BN	SUM_of_sum_empt_incamt	sum_wage_sub_emplr
2018			

<u>Unincorporated</u>			
			For 4 weeks
2017			
2018			

<u>Cost for corporations</u>			
year	number_employer	sum_wage_sub_emplr	For 4 weeks
2017			
2018			

<u>Qualifying ccpc only</u>			
year	COUNT_of_INT_BN	SUM_of_sum_empt_incamt	sum_wage_sub_emplr
2018			

T2125 salary and wages	Gross up by 1/0.87 based on PIT quant group
6,315,241,942	7,258,898,784
share of empl inc	3.22%

436300

T2125 salary and wages	Gross up by 1/0.87 based on PIT quant group
6,315,241,942	7,258,898,784
share of empl inc	2.98%

436300

T2125 salary and wages	Gross up by 1/0.87 based on PIT quant group
6,315,241,942	7,258,898,784
share of empl inc	2.98%

436300

T2125 salary and wages	Gross up by 1/0.87 based on PIT quant group
6,315,241,942	7,258,898,784
share of empl inc	2.98%

436300

s.69(1)(g) re: (d)
s.69(1)(g) re: (e)

Unincorporated			For 4 weeks
	2017		
	2018		

T2125 salary and wages	Gross up by 1/0.87 based on PIT quant group
6,315,241,942	7,258,898,784
share of empl inc	2.98%

Cost for corporations			For 4 weeks
year	number_employer	sum_wage_sub_emplr	
	2017		
	2018		

436300

Qualifying ccpc only			
year	COUNT_of_INT_BN	SUM_of_sum_empt_incamt	sum_wage_sub_emplr
	2018		

Unincorporated			For 4 weeks
	2017		
	2018		

T2125 salary and wages	Gross up by 1/0.87 based on PIT quant group
6,315,241,942	7,258,898,784
share of empl inc	2.98%

Cost for corporations			For 4 weeks
year	number_employer	sum_wage_sub_emplr	
	2017		
	2018		

436300

Qualifying ccpc only			
year	COUNT_of_INT_BN	SUM_of_sum_empt_incamt	sum_wage_sub_emplr
	2018		

Unincorporated			For 4 weeks
	2017		
	2018		

T2125 salary and wages	Gross up by 1/0.87 based on PIT quant group
6,315,241,942	7,258,898,784
share of empl inc	2.98%

Cost for corporations			For 4 weeks
year	number_employer	sum_wage_sub_emplr	
	2017		
	2018		

436300

Qualifying ccpc only			
year	COUNT_of_INT_BN	SUM_of_sum_empt_incamt	sum_wage_sub_emplr
	2018		

s.69(1)(g) re: (d)
s.69(1)(g) re: (e)

Pages 3253 to / à 3282

are duplicates

sont des duplicatas

CEWS 4week	Period 5	Period 6	Period 7	Period 8	Period 9	Period 10	Total
------------	----------	----------	----------	----------	----------	-----------	-------

	Count	CEWS	Empl Inc
ALL	1,291,235	342,953,211,200	784,080,007,780
Charities	32,390	18,487,702,365	36,488,982,778
NPO	18,122	9,592,577,541	21,064,430,185
Charities	2.5%	5.4%	4.7%
NPO	1.4%	2.8%	2.7%
	3.9%	8.2%	7.3%

s.69(1)(g) re: (d)
s.69(1)(g) re: (e)

Revenue Drop	Period 4	Period 5	Period 6	Period 7
Timing	June 7 - July 4	July 5 - Aug 1	Aug 2 - Aug 29	Aug 30 - Sep 26
Total				

Revenue Drop	Period 4	Period 5	Period 6	Period 7
Timing	June 7 - July 4	July 5 - Aug 1	Aug 2 - Aug 29	Aug 30 - Sep 26
Total				

Revenue Drop	Period 4	Period 5	Period 6	Period 7	Period 8
Timing	June 7 - July 4	July 5 - Aug 1	Aug 2 - Aug 29	Aug 30 - Sep 26	Sept 27 - Oct 24
Total					

Revenue Drop	Period 4	Period 5	Period 6	Period 7
Timing	June 7 - July 4	July 5 - Aug 1	Aug 2 - Aug 29	Aug 30 - Sep 26
Total				

Revenue Drop	Period 4	Period 5	Period 6	Period 7
Timing	June 7 - July 4	July 5 - Aug 1	Aug 2 - Aug 29	Aug 30 - Sep 26

Revenue Drop	Period 4	Period 5	Period 6	Period 7
Timing	June 7 - July 4	July 5 - Aug 1	Aug 2 - Aug 29	Aug 30 - Sep 26
Total				

Revenue Drop	Period 4	Period 5	Period 6	Period 7
Timing	June 7 - July 4	July 5 - Aug 1	Aug 2 - Aug 29	Aug 30 - Sep 26
Total				

Revenue Drop	Period 4	Period 5	Period 6	Period 7	Period 8
Timing	June 7 - July 4	July 5 - Aug 1	Aug 2 - Aug 29	Aug 30 - Sep 26	Sept 27 - Oct 24
Total					

Revenue Drop	Period 4	Period 5	Period 6	Period 7
Timing	June 7 - July 4	July 5 - Aug 1	Aug 2 - Aug 29	Aug 30 - Sep 26
Total				

Revenue Drop	Period 4	Period 5	Period 6	Period 7
Timing	June 7 - July 4	July 5 - Aug 1	Aug 2 - Aug 29	Aug 30 - Sep 26

Total				
-------	--	--	--	--

Revenue Drop	Period 4	Period 5	Period 6	Period 7
Timing	June 7 - July 4	July 5 - Aug 1	Aug 2 - Aug 29	Aug 30 - Sep 26

Total	
--------------	--

Revenue Drop	Period 4	Period 5	Period 6	Period 7	Period 8
Timing	June 7 - July 4	July 5 - Aug 1	Aug 2 - Aug 29	Aug 30 - Sep 26	Sept 27 - Oct 24

Total	
--------------	--

Revenue Drop	Period 4	Period 5	Period 6	Period 7
Timing	June 7 - July 4	July 5 - Aug 1	Aug 2 - Aug 29	Aug 30 - Sep 26

Total	
--------------	--

Revenue Drop	Period 4	Period 5	Period 6	Period 7	Period 8
Timing	June 7 - July 4	July 5 - Aug 1	Aug 2 - Aug 29	Aug 30 - Sep 26	Sept 27 - Oct 24

Total

[illegible]

Revenue Drop	Period 4	Period 5	Period 6	Period 7
Timing	June 7 - July 4	July 5 - Aug 1	Aug 2 - Aug 29	Aug 30 - Sep 26

[illegible]

Revenue Drop	Period 4	Period 5	Period 6	Period 7	Period 8
Timing	June 7 - July 4	July 5 - Aug 1	Aug 2 - Aug 29	Aug 30 - Sep 26	Sept 27 - Oct 24

Total

Revenue Drop	Period 4	Period 5	Period 6	Period 7
Timing	June 7 - July 4	July 5 - Aug 1	Aug 2 - Aug 29	Aug 30 - Sep 26

Total

Revenue Drop	Period 4	Period 5	Period 6	Period 7	Period 8
Timing	June 7 - July 4	July 5 - Aug 1	Aug 2 - Aug 29	Aug 30 - Sep 26	Sept 27 - Oct 24

Total

s.18(d)

s.21(1)(b)

Revenue Drop	Period 4	Period 5	Period 6	Period 7	Period 8
Timing	June 7 - July 4	July 5 - Aug 1	Aug 2 - Aug 29	Aug 30 - Sep 26	Sept 27 - Oct 24

Total	
--------------	--

s.18(d)

s.21(1)(b)

Revenue Drop	Period 4	Period 5	Period 6	Period 7	Period 8
Timing	June 7 - July 4	July 5 - Aug 1	Aug 2 - Aug 29	Aug 30 - Sep 26	Sept 27 - Oct 24

Total	
-------	--

|

Period 5	Period 6	Period 7
----------	----------	----------

0.61363636 0.581395 0.536585
0.38636364 0.418605 0.463415

Average rate

Period 5	Period 6	Period 7
----------	----------	----------

Period 5	Period 6	Period 7
----------	----------	----------

Share of Cost

Period 5	Period 6	Period 7
----------	----------	----------

Period 5	Period 6	Period 7	Period 8
----------	----------	----------	----------

0.36170213 0.367347 0.365385 0.37037
0.63829787 0.632653 0.634615 0.62963

Period 5	Period 6	Period 7	Period 8
----------	----------	----------	----------

48% 40% 32% 16%
18% 15.00% 12% 6%

Period 5	Period 6	Period 7	Period 8
----------	----------	----------	----------

0.173617 0.146939 0.116923 0.059259
0.114894 0.094898 0.076154 0.037778

Period 5	Period 6	Period 7	Period 8
----------	----------	----------	----------

0.60177 0.607595 0.605578 0.610687
0.39823 0.392405 0.394422 0.389313

Period 5	Period 6	Period 7
----------	----------	----------

0.36170213 0.367347 0.365385
0.63829787 0.632653 0.634615

Period 5	Period 6	Period 7
----------	----------	----------

48% 36% 24%
18% 13.50% 9%

Period 5	Period 6	Period 7
----------	----------	----------

0.173617 0.132245 0.087692
0.114894 0.085408 0.057115

Period 5	Period 6	Period 7
----------	----------	----------

0.60177 0.607595 0.605578
0.39823 0.392405 0.394422

	Period 5	Period 6	Period 7
Tier 1	10,475	9,890	6,395
Tier 2	3,820	3,980	2,755

Period 5	Period 6	Period 7
----------	----------	----------

	Period 5	Period 6	Period 7	Period 8
Tier 1	6,455	5,085	3,895	2,140
Tier 2	4,325	3,700	3,115	1,630

	Period 5	Period 6	Period 7
Tier 1	6,400	5820	2615
Tier 2	5,405	5550	2915

Period 5	Period 6	Period 7	Period 8
----------	----------	----------	----------

0.36170213 0.367347 0.365385 0.37037
0.63829787 0.632653 0.634615 0.62963

Period 5	Period 6	Period 7	Period 8
----------	----------	----------	----------

60% 60% 0.32 0.16
23% 23% 12% 0.06

Period 5	Period 6	Period 7	Period 8
----------	----------	----------	----------

0.217021 0.220408 0.116923 0.059259
0.143617 0.142347 0.076154 0.037778

Period 5	Period 6	Period 7	Period 8
----------	----------	----------	----------

0.60177 0.607595 0.605578 0.610687
0.39823 0.392405 0.394422 0.389313

Period 5	Period 6	Period 7	Period 8
----------	----------	----------	----------

0.36 0.37 0.37 0.37
0.64 0.63 0.63 0.63

Period 5	Period 6	Period 7	Period 8
----------	----------	----------	----------

0.48 0.4 0.32 0.16
0.18 0.15 0.12 0.06

Period 5	Period 6	Period 7	Period 8
----------	----------	----------	----------

0.173617 0.146939 0.116923 0.059259
0.114894 0.094898 0.076154 0.037778

Period 5	Period 6	Period 7	Period 8
----------	----------	----------	----------

0.60177 0.607595 0.605578 0.610687
0.39823 0.392405 0.394422 0.389313

Pages 3290 to / à 3291
are duplicates
sont des duplicatas

	Jan-2020	Feb-2020	Mar-2020	Apr-2020	May-2020	Jun-2020	Jul-2020	Aug-2020	Sep-2020	Oct-2020	Nov-2020	Dec-2020
--	----------	----------	----------	----------	----------	----------	----------	----------	----------	----------	----------	----------

4-week Period				\$ million								
				CEWS 4week	Period 5	Period 6	Period 7	Period 8	Period 9	Period 10		

Total Gross - CIT												
Total Gross - PIT												
Total Gross												

4-week Period				\$ million								
				CEWS 4week	Period 5	Period 6	Period 7	Period 8	Period 9	Period 10		

Total Gross - CIT												
Total Gross - PIT												
Total Gross												

-												
-												

Total Gross - CIT												
Total Gross - PIT												
Total Gross												

				\$ million								
				CEWS 4week	Period 5	Period 6	Period 7					

Furlounged employee portion

Gross - CIT

Gross - PIT

CEWS New scheme

Gross - CIT

Gross - PIT

Total Gross - CIT

Total Gross - PIT

Total Gross



				\$ million								
				CEWS 4week	Period 5	Period 6	Period 7					

Furlounged employee portion

Gross - CIT

s.18(d)

s.21(1)(b)

s.69(1)(g) re: (d)

s.69(1)(g) re: (e)

Gross - PIT -

CEWS New scheme

Gross - CIT

Gross - PIT

Total Gross - CIT

Total Gross - PIT

Total Gross

--

	\$ million
--	------------

CEWS 4week Period 5 Period 6 Period 7 Period 8

Furloughed employee portion

Gross - CIT

Gross - PIT

CEWS New scheme

Gross - CIT

Gross - PIT

Total Gross - CIT

Total Gross - PIT

Total Gross

--

	\$ million
--	------------

CEWS 4week Period 5 Period 6 Period 7

Furloughed employee portion

Gross - CIT

Gross - PIT

CEWS New scheme

Gross - CIT

Gross - PIT

Total Gross - CIT

Total Gross - PIT

Total Gross

--

	\$ million
--	------------

CEWS 4week Period 5 Period 6 Period 7 Period 8

Furloughed employee portion

Gross - CIT

Gross - PIT

CEWS New scheme

s.69(1)(g) re: (d)

s.69(1)(g) re: (e)

Total Gross**Total Gross****Total Gross**

Total Gross - PIT

Total Gross

		\$ million					
			CEWS 4week	Period 5	Period 6	Period 7	Period 8
Furloughed employee portion							
Gross - CIT							
Gross - PIT							
CEWS New scheme							
Gross - CIT							
Gross - PIT							
Total Gross - CIT							
Total Gross - PIT							
Total Gross							

		\$ million			
		CEWS 4week	Period 5	Period 6	Period 7
<i>Furloughed employee portion</i>					
Gross - CIT					
Gross - PIT					
<i>CEWS New scheme</i>					
Gross - CIT					
Gross - PIT					
Total Gross - CIT					
Total Gross - PIT					
Total Gross					

	CEWS 4week	Period 5	Period 6	Period 7	Period 8	Period 9	Period 10
<i>Furloughed employee portion</i>							
Gross - CIT							
Gross - PIT							
<i>CEWS New scheme</i>							
Gross - CIT							
Gross - PIT							
Total Gross - CIT							
Total Gross - PIT							
Total Gross							

	CEWS 4week	Period 5	Period 6	Period 7	Period 8	Period 9	Period 10

s.69(1)(g) re: (d)

s.69(1)(g) re: (e)

Total Gross

	CEWS 4week	Period 5	Period 6	Period 7	Period 8	Period 9	Period 10

Total Gross

	<i>\$ million</i>				
	CEWS 4week	Period 5	Period 6	Period 7	Period 8

Total Gross

	\$ million		
	Period 1	Period 2	Period 3

CEWS New scheme

003296

Total Gross

\$ million

Total Gross

\$ million

Total Gross

\$ million

Gross - CIT

s.69(1)(g) re: (e)

Total Gross

Total Gross**Total Gross**

s.69(1)(g) re: (e)

CEWS 4week	Period 5	Period 6	Period 7	Period 8	Period 9	Period 10
------------	----------	----------	----------	----------	----------	-----------

CEWS 4week	Period 5	Period 6	Period 7	Period 8	Period 9	Period 10
------------	----------	----------	----------	----------	----------	-----------

CEWS 4week	Period 5	Period 6	Period 7	Period 8	Period 9	Period 10
------------	----------	----------	----------	----------	----------	-----------

	CEWS 4week	Period 5	Period 6	Period 7	Period 8	Period 9	Period 10
<i>Furloughed employee portion</i>							
Gross - CIT							
Gross - PIT							
<i>CEWS New scheme</i>							
Gross - CIT							
Gross - PIT							
Total Gross - CIT							
Total Gross - PIT							
Total Gross							

	CEWS 4week	Period 5	Period 6	Period 7	Period 8	Period 9	Period 10
<i>Furloughed employee portion</i>							
Gross - CIT							
Gross - PIT							
<i>CEWS New scheme</i>							
Gross - CIT							
Gross - PIT							
Total Gross - CIT							
Total Gross - PIT							
Total Gross							

	CEWS 4week	Period 5	Period 6	Period 7	Period 8	Period 9	Period 10
<i>Furloughed employee portion</i>							
Gross - CIT							
Gross - PIT							
<i>CEWS New scheme</i>							
Gross - CIT							
Gross - PIT							
Total Gross - CIT							
Total Gross - PIT							
Total Gross							

	CEWS 4week	Period 5	Period 6	Period 7	Period 8	Period 9	Period 10

s.69(1)(g) re: (d)

s.69(1)(g) re: (e)

Total Gross**Total Gross**

Total Gross

Gross - CIT

s.69(1)(g) re: (e)

Total Gross - PIT

s.69(1)(g) re: (e)

Furloughed employee portion

Gross - CIT

Gross - PIT

CEWS New scheme

Gross - CIT

Gross - PIT

Total Gross - CIT

Total Gross - PIT

Total Gross

Furloughed employee portion

Gross - CIT

Gross - PIT

CEWS New scheme

Gross - CIT

Gross - PIT

Total Gross - CIT

Total Gross - PIT _____

Total Gross

Furloughed employee portion

Gross - CIT

Gross - PIT

CEWS New scheme

Gross - CIT

Gross - PIT

Total Gross - CIT

Total Gross - PIT _____

Total Gross

s.69(1)(g) re: (d)

s.69(1)(g) re: (e)

003302

© 2004 Blackwell Publishing Ltd *Journal of Internal Medicine* 255: 105–112

Total Gross

Effective CIT/PIT tax rate	10%
Effective CIT tax rate (all corporations)	10%
Effective CIT reduced tax rate	6%
Effective PIT tax rate	22%
Effective partnerships tax rate	14%

Taxable PIT

64%

	2016A	2017A	2018A	2019A	2020A
SEPHAWE	956	976	1,001	1,024	1,052
Growth from X year to 2020	110.0%	107.9%	105.1%		

	Share of cost	\$ million					Total Without Tax exempt and partnerhsips
		2017	2018	Total	Total adjusted for share	Partnerhsips only	
Tier 1 - CIT							Tier 1 - CIT
Tier 1 - PIT							Tier 1 - PIT
Tier 2 - CIT							Tier 2 - CIT
Tier 2 - PIT							Tier 2 - PIT
Total Gross - CIT							Total Gross - CIT
Total Gross - PIT							Total Gross - PIT
Income Inclusion - CIT							Income Inclusion - CIT
Income Inclusion - PIT							Income Inclusion - PIT
Total Net - CIT							Total Net - CIT
Total Net - PIT							Total Net - PIT
Total Net							Total Net
Total Net - CIT - Rounded							Total Net - CIT - Rounded
Total Net - PIT - Rounded							Total Net - PIT - Rounded
Total Net - Rounded				12,440		33,333	Total Net - Rounded

	Share of cost	\$ million					Total Without Tax exempt and partnerhsips
		2017	2018	Total	Total adjusted for share	Partnerhsips only	
Tier 1 - CIT							
Tier 1 - PIT							
Tier 2 - CIT							
Tier 2 - PIT							
Total Gross - CIT							
Total Gross - PIT							
Income Inclusion - CIT							
Income Inclusion - PIT							
Total Net - CIT							
Total Net - PIT							
Total Net							
Total Net - CIT - Rounded							
Total Net - PIT - Rounded							

s.69(1)(g) re: (d)

s.69(1)(g) re: (e)

Total Net - Rounded	33,055	14,375
---------------------	--------	--------

	Share of cost	\$ million					Total Without Tax exempt and partnerhsips		Share of cost							
		2017	2018	Total	Total adjusted for share	Partnerhsips only				2017	2018	Total				
Tier 1 - CIT							Tier 1 - CIT									
Tier 1 - PIT							Tier 1 - PIT									
Tier 2 - CIT							Tier 2 - CIT									
Tier 2 - PIT							Tier 2 - PIT									
Total Gross - CIT							Total Gross - CIT									
Total Gross - PIT							Total Gross - PIT									
Income Inclusion - CIT							Income Inclusion - CIT									
Income Inclusion - PIT							Income Inclusion - PIT									
Total Net - CIT							Total Net - CIT									
Total Net - PIT							Total Net - PIT									
Total Net							Total Net									
Total Net - CIT - Rounded							Total Net - CIT - Rounded									
Total Net - PIT - Rounded							Total Net - PIT - Rounded									
Total Net - Rounded							Total Net - Rounded									

	Share of cost	\$ million					Total Without Tax exempt and partnerhsips		Share of cost							
		2017	2018	Total	Total adjusted for share	Partnerhsips only				2017	2018	Total				
Tier 1 - CIT							Tier 1 - CIT									
Tier 1 - PIT							Tier 1 - PIT									
Tier 2 - CIT							Tier 2 - CIT									
Tier 2 - PIT							Tier 2 - PIT									
Total Gross - CIT							Total Gross - CIT									
Total Gross - PIT							Total Gross - PIT									
Income Inclusion - CIT							Income Inclusion - CIT									
Income Inclusion - PIT							Income Inclusion - PIT									
Total Net - CIT							Total Net - CIT									
Total Net - PIT							Total Net - PIT									
Total Net							Total Net									
Total Net - CIT - Rounded							Total Net - CIT - Rounded									
Total Net - PIT - Rounded							Total Net - PIT - Rounded									
Total Net - Rounded							Total Net - Rounded									

	Share of cost	\$ million						Total Without Tax exempt and partnerhsips		Share of cost						
		2017	2018	Total	Total adjusted for share	Partnerhsips only					2017	2018	Total			
Tier 1 - CIT									Tier 1 - CIT							
Tier 1 - PIT									Tier 1 - PIT							

s.69(1)(g) re: (d)
s.69(1)(g) re: (e)

[illegible]

Income Inclusion - CIT
Income Inclusion - PIT

Total Net - CIT
Total Net - PIT
Total Net

Total Net - CIT - Rounded
Total Net - PIT - Rounded
Total Net - Rounded

Income Inclusion - CIT
Income Inclusion - PIT

Total Net - CIT
Total Net - PIT
Total Net

Total Net - CIT - Rounded
Total Net - PIT - Rounded
Total Net - Rounded

	Share of cost	\$ million						Total Without Tax exempt and partnerships		Share of cost		
		2017	2018	Total	Total adjusted for share	Partnerships only				2017	2018	Total
Tier 1 - CIT								Tier 1 - CIT				
Tier 1 - PIT								Tier 1 - PIT				
Tier 2 - CIT								Tier 2 - CIT				
Tier 2 - PIT								Tier 2 - PIT				
Total Gross - CIT								Total Gross - CIT				
Total Gross - PIT								Total Gross - PIT				
Income Inclusion - CIT								Income Inclusion - CIT				
Income Inclusion - PIT								Income Inclusion - PIT				
Total Net - CIT								Total Net - CIT				
Total Net - PIT								Total Net - PIT				
Total Net								Total Net				
Total Net - CIT - Rounded								Total Net - CIT - Rounded				
Total Net - PIT - Rounded								Total Net - PIT - Rounded				
Total Net - Rounded								Total Net - Rounded				

	Share of cost	\$ million						Total Without Tax exempt and partnerships		Share of cost					
		2017	2018	Total	Total adjusted for share	Partnerships only	2017			2018	Total				
Tier 1 - CIT								Tier 1 - CIT							
Tier 1 - PIT								Tier 1 - PIT							
Tier 2 - CIT								Tier 2 - CIT							
Tier 2 - PIT								Tier 2 - PIT							
Total Gross - CIT								Total Gross - CIT							
Total Gross - PIT								Total Gross - PIT							
Income Inclusion - CIT								Income Inclusion - CIT							
Income Inclusion - PIT								Income Inclusion - PIT							
Total Net - CIT								Total Net - CIT							
Total Net - PIT								Total Net - PIT							
Total Net								Total Net							

s.69(1)(g) re: (d)
s.69(1)(g) re: (e)

Total Net - CIT - Rounded
Total Net - PIT - Rounded
Total Net - Rounded

Total Net - CIT - Rounded
Total Net - PIT - Rounded
Total Net - Rounded

	Share of cost	\$ million						Total Without Tax exempt and partnerhsips		Share of cost			
		2017	2018	Total	Total adjusted for share	Partnerhsips only	2017				2018	Total	
Tier 1 - CIT							Tier 1 - CIT						
Tier 1 - PIT							Tier 1 - PIT						
Tier 2 - CIT							Tier 2 - CIT						
Tier 2 - PIT							Tier 2 - PIT						
Total Gross - CIT							Total Gross - CIT						
Total Gross - PIT							Total Gross - PIT						
Income Inclusion - CIT							Income Inclusion - CIT						
Income Inclusion - PIT							Income Inclusion - PIT						
Total Net - CIT							Total Net - CIT						
Total Net - PIT							Total Net - PIT						
Total Net							Total Net						
Total Net - CIT - Rounded							Total Net - CIT - Rounded						
Total Net - PIT - Rounded							Total Net - PIT - Rounded						
Total Net - Rounded							Total Net - Rounded						

	Share of cost	\$ million					Total Without Tax exempt and partnerships		Share of cost			
		2017	2018	Total	Total adjusted for share	Partnerships only				2017	2018	Total
Tier 1 - CIT							Tier 1 - CIT					
Tier 1 - PIT							Tier 1 - PIT					
Tier 2 - CIT							Tier 2 - CIT					
Tier 2 - PIT							Tier 2 - PIT					
Total Gross - CIT							Total Gross - CIT					
Total Gross - PIT							Total Gross - PIT					
Income Inclusion - CIT							Income Inclusion - CIT					
Income Inclusion - PIT							Income Inclusion - PIT					
Total Net - CIT							Total Net - CIT					
Total Net - PIT							Total Net - PIT					
Total Net							Total Net					
Total Net - CIT - Rounded							Total Net - CIT - Rounded					
Total Net - PIT - Rounded							Total Net - PIT - Rounded					
Total Net - Rounded							Total Net - Rounded					

	Share of cost	\$ million							Share of cost			
--	---------------	------------	--	--	--	--	--	--	---------------	--	--	--

		Total Without Tax exempt and partnerhsips								
		2017	2018	Total	Total adjusted for share	Partnerhsips only		2017	2018	Total
Tier 1 - CIT							Tier 1 - CIT			
Tier 1 - PIT							Tier 1 - PIT			
Tier 2 - CIT							Tier 2 - CIT			
Tier 2 - PIT							Tier 2 - PIT			
Total Gross - CIT							Total Gross - CIT			
Total Gross - PIT							Total Gross - PIT			
Income Inclusion - CIT							Income Inclusion - CIT			
Income Inclusion - PIT							Income Inclusion - PIT			
Total Net - CIT							Total Net - CIT			
Total Net - PIT							Total Net - PIT			
Total Net							Total Net			
Total Net - CIT - Rounded							Total Net - CIT - Rounded			
Total Net - PIT - Rounded							Total Net - PIT - Rounded			
Total Net - Rounded							Total Net - Rounded			

		Total Without Tax exempt and partnerhsips								
		2017	2018	Total	Total adjusted for share	Partnerhsips only		2017	2018	Total
Tier 1 - CIT							Tier 1 - CIT			
Tier 1 - PIT							Tier 1 - PIT			
Tier 2 - CIT							Tier 2 - CIT			
Tier 2 - PIT							Tier 2 - PIT			
Total Gross - CIT							Total Gross - CIT			
Total Gross - PIT							Total Gross - PIT			
Income Inclusion - CIT							Income Inclusion - CIT			
Income Inclusion - PIT							Income Inclusion - PIT			
Total Net - CIT							Total Net - CIT			
Total Net - PIT							Total Net - PIT			
Total Net							Total Net			
Total Net - CIT - Rounded							Total Net - CIT - Rounded			
Total Net - PIT - Rounded							Total Net - PIT - Rounded			
Total Net - Rounded							Total Net - Rounded			

		Total Without Tax exempt and partnerhsips								
		2017	2018	Total	Total adjusted for share	Partnerhsips only		2017	2018	Total
Tier 1 - CIT							Tier 1 - CIT			
Tier 1 - PIT							Tier 1 - PIT			
Tier 2 - CIT							Tier 2 - CIT			

s.69(1)(g) re: (d)

s.69(1)(g) re: (e)

Tier 2 - PIT

Total Gross - CIT

Total Gross - PIT

Income Inclusion - CIT

Income Inclusion - PIT

Total Net - CIT

Total Net - PIT

Total Net

Total Net - CIT - Rounded

Total Net - PIT - Rounded

Total Net - Rounded

Tier 2 - PIT

Total Gross - CIT

Total Gross - PIT

Income Inclusion - CIT

Income Inclusion - PIT

Total Net - CIT

Total Net - PIT

Total Net

Total Net - CIT - Rounded

Total Net - PIT - Rounded

Total Net - Rounded

Share of cost

\$ million

Share of cost

	2017	2018	Total	Total adjusted for share	Partnerhsips only	Total Without Tax exempt and partnerships		2017	2018	Total
--	------	------	-------	--------------------------	-------------------	---	--	------	------	-------

Tier 1 - CIT

Tier 1 - PIT

Tier 1 - CIT

Tier 1 - PIT

Tier 2 - CIT

Tier 2 - PIT

Tier 2 - CIT

Tier 2 - PIT

Total Gross - CIT

Total Gross - PIT

Total Gross - CIT

Total Gross - PIT

Income Inclusion - CIT

Income Inclusion - PIT

Income Inclusion - CIT

Income Inclusion - PIT

Total Net - CIT

Total Net - PIT

Total Net

Total Net - CIT

Total Net - PIT

Total Net

Total Net - CIT - Rounded

Total Net - PIT - Rounded

Total Net - Rounded

Total Net - CIT - Rounded

Total Net - PIT - Rounded

Total Net - Rounded

Share of cost

\$ million

Share of cost

	2017	2018	Total	Total adjusted for share	Partnerhsips only	Total Without Tax exempt and partnerships		2017	2018	Total
--	------	------	-------	--------------------------	-------------------	---	--	------	------	-------

Tier 1 - CIT

Tier 1 - PIT

Tier 1 - CIT

Tier 1 - PIT

Tier 2 - CIT

Tier 2 - PIT

Tier 2 - CIT

Tier 2 - PIT

Total Gross - CIT

Total Gross - PIT

Total Gross - CIT

Total Gross - PIT

Income Inclusion - CIT

Income Inclusion - PIT

Income Inclusion - CIT

Income Inclusion - PIT

s.69(1)(g) re: (d)

s.69(1)(g) re: (e)

Total Net - CIT
Total Net - PIT
Total Net

Total Net - CIT
Total Net - PIT
Total Net

Total Net - CIT - Rounded
Total Net - PIT - Rounded
Total Net - Rounded

Total Net - CIT - Rounded
Total Net - PIT - Rounded
Total Net - Rounded

	Share of cost	\$ million					
		2017	2018	Total	Total adjusted for share	Partnerhsips only	Total Without Tax exempt and partnerships
Tier 1 - CIT							
Tier 1 - PIT							
Tier 2 - CIT							
Tier 2 - PIT							
Total Gross - CIT							
Total Gross - PIT							
Income Inclusion - CIT							
Income Inclusion - PIT							
Total Net - CIT							
Total Net - PIT							
Total Net							
Total Net - CIT - Rounded							
Total Net - PIT - Rounded							
Total Net - Rounded							

	Share of cost	2017	2018	Total
Tier 1 - CIT				
Tier 1 - PIT				
Tier 2 - CIT				
Tier 2 - PIT				
Total Gross - CIT				
Total Gross - PIT				
Income Inclusion - CIT				
Income Inclusion - PIT				
Total Net - CIT				
Total Net - PIT				
Total Net				
Total Net - CIT - Rounded				
Total Net - PIT - Rounded				
Total Net - Rounded				

	Share of cost	2017	2018	Total	Total adjusted for share	Partnerhsips only	Total Without Tax exempt and partnerships
Tier 1 - CIT							
Tier 1 - PIT							
Tier 2 - CIT							
Tier 2 - PIT							
Total Gross - CIT							
Total Gross - PIT							
Income Inclusion - CIT							
Income Inclusion - PIT							
Total Net - CIT							
Total Net - PIT							
Total Net							
Total Net - CIT - Rounded							
Total Net - PIT - Rounded							
Total Net - Rounded							

s.69(1)(g) re: (d)
s.69(1)(g) re: (e)

	Share of cost	\$ million					Total Without Tax exempt and partnerhsips
		2017	2018	Total	Total adjusted for share	Partnerhsips only	
Total Gross - CIT							
Total Gross - PIT							
Income Inclusion - CIT							
Income Inclusion - PIT							
Total Net - CIT							
Total Net - PIT							
Total Net							
Total Net - CIT - Rounded							
Total Net - PIT - Rounded							
Total Net - Rounded							

	Share of cost	2017	2018	Total
Total Gross - CIT				
Total Gross - PIT				
Income Inclusion - CIT				
Income Inclusion - PIT				
Total Net - CIT				
Total Net - PIT				
Total Net				
Total Net - CIT - Rounded				
Total Net - PIT - Rounded				
Total Net - Rounded				

	Share of cost	\$ million					Total Without Tax exempt and partnerhsips
		2017	2018	Total	Total adjusted for share	Partnerhsips only	
Tier 1 - CIT							
Tier 1 - PIT							
Tier 2 - CIT							
Tier 2 - PIT							
Total Gross - CIT							
Total Gross - PIT							
Income Inclusion - CIT							
Income Inclusion - PIT							
Total Net - CIT							
Total Net - PIT							
Total Net							
Total Net - CIT - Rounded							
Total Net - PIT - Rounded							
Total Net - Rounded							

	Share of cost	2017	2018	Total
Tier 1 - CIT				
Tier 1 - PIT				
Tier 2 - CIT				
Tier 2 - PIT				
Total Gross - CIT				
Total Gross - PIT				
Income Inclusion - CIT				
Income Inclusion - PIT				
Total Net - CIT				
Total Net - PIT				
Total Net				
Total Net - CIT - Rounded				
Total Net - PIT - Rounded				
Total Net - Rounded				

	Share of cost	\$ million					Total Without Tax exempt and partnerhsips
		2017	2018	Total	Total adjusted for share	Partnerhsips only	

s.69(1)(g) re: (d)
s.69(1)(g) re: (e)

Total Gross - CIT
Total Gross - PIT

Income Inclusion - CIT
Income Inclusion - PIT

Total Net - CIT
Total Net - PIT
Total Net

Total Net - CIT - Rounded
Total Net - PIT - Rounded
Total Net - Rounded

	Share of cost	\$ million					Total Without Tax exempt and partnerhsips
		2017	2018	Total	Total adjusted for share	Partnerhsips only	

Total Gross - CIT
Total Gross - PIT

Income Inclusion - CIT
Income Inclusion - PIT

Total Net - CIT
Total Net - PIT
Total Net

Total Net - CIT - Rounded
Total Net - PIT - Rounded
Total Net - Rounded

	Share of cost	\$ million					Total Without Tax exempt and partnerhsips
		2017	2018	Total	Total adjusted for share	Partnerhsips only	
Tier 1 - CIT							Tier 1 - CIT
Tier 1 - PIT							Tier 1 - PIT
Tier 2 - CIT	s.69(1)(g) re: (d)						Tier 2 - CIT
	s.69(1)(g) re: (e)						

Share of cost			
	2017	2018	Total

Tier 2 - PIT	
Total Gross - CIT	
Total Gross - PIT	
Income Inclusion - CIT	
Income Inclusion - PIT	
Total Net - CIT	
Total Net - PIT	
Total Net	
Total Net - CIT - Rounded	
Total Net - PIT - Rounded	
Total Net - Rounded	

Tier 2 - PIT	
Total Gross - CIT	
Total Gross - PIT	
Income Inclusion - CIT	
Income Inclusion - PIT	
Total Net - CIT	
Total Net - PIT	
Total Net	
Total Net - CIT - Rounded	
Total Net - PIT - Rounded	
Total Net - Rounded	

	Share of cost	\$ million						
						Total Without Tax exempt and partnerhsips		
		2017	2018	Total	Total adjusted for share	Partnerhsips only		

	Share of cost			
		2017	2018	Total

Total Gross - CIT	
Total Gross - PIT	
Income Inclusion - CIT	
Income Inclusion - PIT	
Total Net - CIT	
Total Net - PIT	
Total Net	
Total Net - CIT - Rounded	
Total Net - PIT - Rounded	
Total Net - Rounded	

Total Gross - CIT	
Total Gross - PIT	
Income Inclusion - CIT	
Income Inclusion - PIT	
Total Net - CIT	
Total Net - PIT	
Total Net	
Total Net - CIT - Rounded	
Total Net - PIT - Rounded	
Total Net - Rounded	

	Share of cost	\$ million						
						Total Without Tax exempt and partnerhsips		
		2017	2018	Total	Total adjusted for share	Partnerhsips only		
Tier 1 - CIT								
Tier 1 - PIT								
Tier 2 - CIT								
Tier 2 - PIT								

	Share of cost			
		2017	2018	Total

Total Gross - CIT
Total Gross - PIT

Income Inclusion - CIT

s.69(1)(g) re: (d)
s.69(1)(g) re: (e)

Total Gross - CIT
Total Gross - PIT

Income Inclusion - CIT

Income Inclusion - PIT

Total Net - CIT
Total Net - PIT
Total Net

Total Net - CIT - Rounded
Total Net - PIT - Rounded
Total Net - Rounded

Income Inclusion - PIT

Total Net - CIT
Total Net - PIT
Total Net

Total Net - CIT - Rounded
Total Net - PIT - Rounded
Total Net - Rounded

	Share of cost	\$ million					Total Without Tax exempt and partnerhsips
		2017	2018	Total	Total adjusted for share	Partnerhsips only	
Tier 1 - CIT							
Tier 1 - PIT							
Tier 2 - CIT							
Tier 2 - PIT							
Total Gross - CIT							
Total Gross - PIT							
Income Inclusion - CIT							
Income Inclusion - PIT							
Total Net - CIT							
Total Net - PIT							
Total Net							
Total Net - CIT - Rounded							
Total Net - PIT - Rounded							
Total Net - Rounded							

	Share of cost	2017	2018	Total
Tier 1 - CIT				
Tier 1 - PIT				
Tier 2 - CIT				
Tier 2 - PIT				
Total Gross - CIT				
Total Gross - PIT				
Income Inclusion - CIT				
Income Inclusion - PIT				
Total Net - CIT				
Total Net - PIT				
Total Net				
Total Net - CIT - Rounded				
Total Net - PIT - Rounded				
Total Net - Rounded				

s.69(1)(g) re: (d)
s.69(1)(g) re: (e)

	Total Without Tax exempt and partnerhsips
Total adjusted for sl Partnerhsips only	

s.69(1)(g) re: (d)
s.69(1)(g) re: (e)

\$ million		Share of cost		\$ million						
Total Without Tax exempt and partnerhsips									Total Without Tax exempt and partnerhsips	
Total adjusted for sl Partnerhsips only				2017	2018	Total	Total adjusted for share	Partnerhsips only		
	Tier 1 - CIT									
	Tier 1 - PIT									
	Tier 2 - CIT									
	Tier 2 - PIT									
	Total Gross - CIT									
	Total Gross - PIT									
	Income Inclusion - CIT									
	Income Inclusion - PIT									
	Total Net - CIT									
	Total Net - PIT									
	Total Net									
	Total Net - CIT - Rounded									
	Total Net - PIT - Rounded									
	Total Net - Rounded									

\$ million		Share of cost		\$ million						
Total Without Tax exempt and partnerhsips									Total Without Tax exempt and partnerhsips	
Total adjusted for sl Partnerhsips only				2017	2018	Total	Total adjusted for share	Partnerhsips only		
	Tier 1 - CIT									
	Tier 1 - PIT									
	Tier 2 - CIT									
	Tier 2 - PIT									
	Total Gross - CIT									
	Total Gross - PIT									
	Income Inclusion - CIT									
	Income Inclusion - PIT									
	Total Net - CIT									
	Total Net - PIT									
	Total Net									
	Total Net - CIT - Rounded									
	Total Net - PIT - Rounded									
	Total Net - Rounded									

s.69(1)(g) re: (d)

s.69(1)(g) re: (e)

\$ million		Share of cost		\$ million						
Total Without Tax exempt and partnerhsips									Total Without Tax exempt and partnerhsips	
Total adjusted for sl Partnerhsips only				2017	2018	Total	Total adjusted for share	Partnerhsips only		
	Tier 1 - CIT									
	Tier 1 - PIT									

Tier 1 - CIT

Tier 1 - PIT

Share of cost		
2017	2018	Total

Tier 2 - CIT
Tier 2 - PIT

Total Gross - CIT
Total Gross - PIT

Income Inclusion - CIT
Income Inclusion - PIT

Total Net - CIT
Total Net - PIT
Total Net

Total Net - CIT - Rounded
Total Net - PIT - Rounded

	Total Net - CIT - Rounded
	Total Net - PIT - Rounded
	Total Net - Rounded

\$ million				Share of cost		\$ million				Share of cost			
		Total Without Tax exempt and partnerhsips						Total Without Tax exempt and partnerhsips					
Total adjusted for sl Partnerhsips only				2017	2018	Total	Total adjusted for share	Partnerhsips only			2017	2018	Total
		Tier 1 - CIT							Tier 1 - CIT				
		Tier 1 - PIT							Tier 1 - PIT				
		Tier 2 - CIT							Tier 2 - CIT				
		Tier 2 - PIT							Tier 2 - PIT				

s.69(1)(g) re: (e)

			Total Net - CIT - Rounded						Total Net - CIT - Rounded		
			Total Net - PIT - Rounded						Total Net - PIT - Rounded		
			Total Net - Rounded						Total Net - Rounded		
\$ million			Share of cost			\$ million					
Total adjusted for sl Partnerhsips only			Total Without Tax exempt and partnerhsips			2017			2018		
						Total			Total adjusted for share		
						Partnerhsips only			Total Without Tax exempt and partnerhsips		
			Tier 1 - CIT								
			Tier 1 - PIT								
			Tier 2 - CIT								
			Tier 2 - PIT								
			Total Gross - CIT								
			Total Gross - PIT								
			Income Inclusion - CIT								
			Income Inclusion - PIT								
			Total Net - CIT								
			Total Net - PIT								
			Total Net								
			Total Net - CIT - Rounded								
			Total Net - PIT - Rounded								
			Total Net - Rounded								
\$ million			Share of cost			\$ million			Share of cost		
Total adjusted for sl Partnerhsips only			Total Without Tax exempt and partnerhsips			2017			2018		
						Total			Total adjusted for share		
						Partnerhsips only			Total Without Tax exempt and partnerhsips		
			Tier 1 - CIT						Tier 1 - CIT		
			Tier 1 - PIT						Tier 1 - PIT		
			Tier 2 - CIT						Tier 2 - CIT		
			Tier 2 - PIT						Tier 2 - PIT		
			Total Gross - CIT						Total Gross - CIT		
			Total Gross - PIT						Total Gross - PIT		
			Income Inclusion - CIT						Income Inclusion - CIT		
			Income Inclusion - PIT						Income Inclusion - PIT		
			Total Net - CIT						Total Net - CIT		
			Total Net - PIT						Total Net - PIT		
			Total Net						Total Net		
			Total Net - CIT - Rounded						Total Net - CIT - Rounded		
			Total Net - PIT - Rounded						Total Net - PIT - Rounded		
			Total Net - Rounded						Total Net - Rounded		
\$ million			Share of cost			\$ million			Top up 25% Alt 2B - Period 8		
									Share of cost		

s.69(1)(g) re: (d)

s.69(1)(g) re: (e)

Total Without Tax exempt and partnerhsips					Total Without Tax exempt and partnerhsips					
Total adjusted for sl Partnerhsips only		2017	2018	Total	Total adjusted for share	Partnerhsips only		2017	2018	Total
	Tier 1 - CIT						Tier 1 - CIT			
	Tier 1 - PIT						Tier 1 - PIT			
	Tier 2 - CIT						Tier 2 - CIT			
	Tier 2 - PIT						Tier 2 - PIT			
	Total Gross - CIT						Total Gross - CIT			
	Total Gross - PIT						Total Gross - PIT			
	Income Inclusion - CIT						Income Inclusion - CIT			
	Income Inclusion - PIT						Income Inclusion - PIT			
	Total Net - CIT						Total Net - CIT			
	Total Net - PIT						Total Net - PIT			
	Total Net						Total Net			
	Total Net - CIT - Rounded						Total Net - CIT - Rounded			
	Total Net - PIT - Rounded						Total Net - PIT - Rounded			
	Total Net - Rounded						Total Net - Rounded			

\$ million		Share of cost			\$ million			Share of cost		
Total adjusted for sl Partnerhsips only	Total Without Tax exempt and partnerhsips	2017	2018	Total	Total adjusted for share	Partnerhsips only	Total Without Tax exempt and partnerhsips	2017	2018	Total
	Tier 1 - CIT						Tier 1 - CIT			
	Tier 1 - PIT						Tier 1 - PIT			
	Tier 2 - CIT						Tier 2 - CIT			
	Tier 2 - PIT						Tier 2 - PIT			
	Total Gross - CIT						Total Gross - CIT			
	Total Gross - PIT						Total Gross - PIT			
	Income Inclusion - CIT						Income Inclusion - CIT			
	Income Inclusion - PIT						Income Inclusion - PIT			
	Total Net - CIT						Total Net - CIT			
	Total Net - PIT						Total Net - PIT			
	Total Net						Total Net			
	Total Net - CIT - Rounded						Total Net - CIT - Rounded			
	Total Net - PIT - Rounded						Total Net - PIT - Rounded			
	Total Net - Rounded						Total Net - Rounded			

\$ million		Share of cost			\$ million			Share of cost		
Total adjusted for sl Partnerhsips only	Total Without Tax exempt and partnerhsips	2017	2018	Total	Total adjusted for share	Partnerhsips only	Total Without Tax exempt and partnerhsips	2017	2018	Total
	Tier 1 - CIT						Tier 1 - CIT			
	Tier 1 - PIT						Tier 1 - PIT			
	Tier 2 - CIT						Tier 2 - CIT			

s.69(1)(g) re: (d)

s.69(1)(g) re: (e)

Tier 2 - PIT
Total Gross - CIT
Total Gross - PIT
Income Inclusion - CIT
Income Inclusion - PIT
Total Net - CIT
Total Net - PIT
Total Net
Total Net - CIT - Rounded
Total Net - PIT - Rounded
Total Net - Rounded

Tier 2 - PIT
Total Gross - CIT
Total Gross - PIT
Income Inclusion - CIT
Income Inclusion - PIT
Total Net - CIT
Total Net - PIT
Total Net
Total Net - CIT - Rounded
Total Net - PIT - Rounded
Total Net - Rounded

\$ million		Share of cost	\$ million							Share of cost			
Total adjusted for sl Partnerships only	Total Without Tax exempt and partnerships		2017	2018	Total	Total adjusted for share	Partnerships only	Total Without Tax exempt and partnerships			2017	2018	Total
	Tier 1 - CIT							Tier 1 - CIT					
	Tier 1 - PIT							Tier 1 - PIT					
	Tier 2 - CIT							Tier 2 - CIT					
	Tier 2 - PIT							Tier 2 - PIT					
	Total Gross - CIT							Total Gross - CIT					
	Total Gross - PIT							Total Gross - PIT					
	Income Inclusion - CIT							Income Inclusion - CIT					
	Income Inclusion - PIT							Income Inclusion - PIT					
	Total Net - CIT							Total Net - CIT					
	Total Net - PIT							Total Net - PIT					
	Total Net							Total Net					
	Total Net - CIT - Rounded							Total Net - CIT - Rounded					
	Total Net - PIT - Rounded							Total Net - PIT - Rounded					
	Total Net - Rounded							Total Net - Rounded					

\$ million		Share of cost	\$ million							Share of cost			
Total adjusted for sl Partnerships only	Total Without Tax exempt and partnerships		2017	2018	Total	Total adjusted for share	Partnerships only	Total Without Tax exempt and partnerships			2017	2018	Total
	Tier 1 - CIT							Tier 1 - CIT					
	Tier 1 - PIT							Tier 1 - PIT					
	Tier 2 - CIT							Tier 2 - CIT					
	Tier 2 - PIT							Tier 2 - PIT					
	Total Gross - CIT							Total Gross - CIT					
	Total Gross - PIT							Total Gross - PIT					
	Income Inclusion - CIT							Income Inclusion - CIT					
	Income Inclusion - PIT							Income Inclusion - PIT					

s.69(1)(g) re: (d)

s.69(1)(g) re: (e)

			Total Net - CIT						Total Net - CIT		
			Total Net - PIT						Total Net - PIT		
			Total Net						Total Net		
			Total Net - CIT - Rounded						Total Net - CIT - Rounded		
			Total Net - PIT - Rounded						Total Net - PIT - Rounded		
			Total Net - Rounded						Total Net - Rounded		
\$ million			Share of cost			\$ million			Share of cost		
Total adjusted for si			Total Without Tax			Total Without Tax			Total Without Tax		
Partnerhsips only			exempt and			exempt and			exempt and		
			partnerhsips			partnerhsips			partnerhsips		
			2017			2017			2017		
			2018			2018			2018		
			Total			Total			Total		
			Total adjusted for share			Total adjusted for share			Total adjusted for share		
			Partnerhsips only			Partnerhsips only			Partnerhsips only		
			Tier 1 - CIT			Tier 1 - CIT			Tier 1 - CIT		
			Tier 1 - PIT			Tier 1 - PIT			Tier 1 - PIT		
			Tier 2 - CIT			Tier 2 - CIT			Tier 2 - CIT		
			Tier 2 - PIT			Tier 2 - PIT			Tier 2 - PIT		
			Total Gross - CIT			Total Gross - CIT			Total Gross - CIT		
			Total Gross - PIT			Total Gross - PIT			Total Gross - PIT		
			Income Inclusion - CIT			Income Inclusion - CIT			Income Inclusion - CIT		
			Income Inclusion - PIT			Income Inclusion - PIT			Income Inclusion - PIT		
			Total Net - CIT			Total Net - CIT			Total Net - CIT		
			Total Net - PIT			Total Net - PIT			Total Net - PIT		
			Total Net			Total Net			Total Net		
			Total Net - CIT - Rounded			Total Net - CIT - Rounded			Total Net - CIT - Rounded		
			Total Net - PIT - Rounded			Total Net - PIT - Rounded			Total Net - PIT - Rounded		
			Total Net - Rounded			Total Net - Rounded			Total Net - Rounded		

s.69(1)(g) re: (d)

s.69(1)(g) re: (e)

\$ million	
	Total Without Tax exempt and partnerhsips
Total adjusted for sl Partnerhsips only	

s.69(1)(g) re: (d)

s.69(1)(g) re: (e)

\$ million	
	Total Without Tax exempt and partnerhsips
Total adjusted for sl Partnerhsips only	
	Tier 1 - CIT
	Tier 1 - PIT
	Tier 2 - CIT
	Tier 2 - PIT
	Total Gross - CIT
	Total Gross - PIT
	Income Inclusion - CIT
	Income Inclusion - PIT
	Total Net - CIT
	Total Net - PIT
	Total Net
	Total Net - CIT - Rounded
	Total Net - PIT - Rounded
	Total Net - Rounded

Share of cost	\$ million					
	2017	2018	Total	Total adjusted for share	Partnerhsips only	Total Without Tax exempt and partnerhsips
						Tier 1 - CIT
						Tier 1 - PIT
						Tier 2 - CIT
						Tier 2 - PIT
						Total Gross - CIT
						Total Gross - PIT
						Income Inclusion - CIT
						Income Inclusion - PIT
						Total Net - CIT
						Total Net - PIT
						Total Net
						Total Net - CIT - Rounded
						Total Net - PIT - Rounded
						Total Net - Rounded

Share of cost	2017	2018	Total

s.69(1)(g) re: (d)
s.69(1)(g) re: (e)

\$ million						\$ million											
		Share of cost						Share of cost									
Total Without Tax exempt and partnerships																	
Total adjusted for sl Partnerships only		2017	2018	Total	Total adjusted for share	Partnershsios only	Total Without Tax exempt and partnerships			2017	2018	Total					
	Tier 1 - CIT																
	Tier 1 - PIT																
	Tier 2 - CIT																

	Tier 2 - PIT
	Total Gross - CIT
	Total Gross - PIT
	Income Inclusion - CIT
	Income Inclusion - PIT
	Total Net - CIT
	Total Net - PIT
	Total Net
	Total Net - CIT - Rounded
	Total Net - PIT - Rounded
	Total Net - Rounded

\$ million	Total Without Tax exempt and partnerhsips
Total adjusted for sl Partnerhsips only	

	Tier 2 - PIT
	Total Gross - CIT
	Total Gross - PIT
	Income Inclusion - CIT
	Income Inclusion - PIT
	Total Net - CIT
	Total Net - PIT
	Total Net
	Total Net - CIT - Rounded
	Total Net - PIT - Rounded
	Total Net - Rounded

s.69(1)(g) re: (d)

s.69(1)(g) re: (e)

\$ million			Share of cost		\$ million						Share of cost	
Total Without Tax exempt and partnerhsips								Total Without Tax exempt and partnerhsips				
Total adjusted for sl Partnerhsips only			2017	2018	Total	Total adjusted for share	Partnerhsips only			2017	2018	Total
	Tier 1 - CIT							Tier 1 - CIT				
	Tier 1 - PIT							Tier 1 - PIT				
	Tier 2 - CIT							Tier 2 - CIT				
	Tier 2 - PIT							Tier 2 - PIT				
	Total Gross - CIT							Total Gross - CIT				
	Total Gross - PIT							Total Gross - PIT				
	Income Inclusion - CIT							Income Inclusion - CIT				

Income Inclusion - PIT

Total Net - CIT

Total Net - PIT

Total Net

Total Net - CIT - Rounded

Total Net - PIT - Rounded

Total Net - Rounded

Income Inclusion - PITTotal Net - CIT

Total Net - PIT

Total Net

Total Net - CIT - Rounded

Total Net - PIT - Rounded

Total Net - Rounded

<u>\$ million</u>	
Total adjusted for si Partnerships only	Total Without Tax exempt and partnerships

s.69(1)(g) re: (d)

s.69(1)(g) re: (e)

s.69(1)(g) re: (d)
s.69(1)(g) re: (e)

\$ million		
		Total Without Tax exempt and
Total adjusted for share	Partnerships only	partnerships




s.69(1)(g) re: (d)
s.69(1)(g) re: (e)

\$ million		
Total adjusted for share	Partnerships only	Total Without Tax exempt and partnerships




\$ million		
		Total Without Tax exempt and partnerships
Total adjusted for share	Partnerships only	

s.69(1)(g) re: (d)
s.69(1)(g) re: (e)



\$ million		
		Total Without Tax exempt and
Total adjusted for share	Partnerships only	partnerships

s.69(1)(g) re: (d)
s.69(1)(g) re: (e)



\$ million

		Total Without Tax exempt and partnerhsips
Total adjusted for share	Partnerhsips only	

s.69(1)(g) re: (d)
s.69(1)(g) re: (e)



\$ million		Total Without Tax exempt and partnerhsips
Total adjusted for share	Partnerhsips only	
		Tier 1 - CIT
		Tier 1 - PIT
		Tier 2 - CIT
		Tier 2 - PIT
		Total Gross - CIT
		Total Gross - PIT
		Income Inclusion - CIT
		Income Inclusion - PIT
		Total Net - CIT
		Total Net - PIT
		Total Net
		Total Net - CIT - Rounded
		Total Net - PIT - Rounded
		Total Net - Rounded



Share of cost		\$ million			Total Without Tax exempt and partnerhsips
		2017	2018	Total	
		Total adjusted for share	Partnerhsips only		
					Tier 1 - CIT
					Tier 1 - PIT
					Tier 2 - CIT
					Tier 2 - PIT
					Total Gross - CIT
					Total Gross - PIT
					Income Inclusion - CIT
					Income Inclusion - PIT
					Total Net - CIT
					Total Net - PIT
					Total Net
					Total Net - CIT - Rounded
					Total Net - PIT - Rounded
					Total Net - Rounded

Share of cost		\$ million			Total Without Tax exempt and partnerhsips
		2017	2018	Total	
		Total adjusted for share	Partnerhsips only		
					Tier 1 - CIT
					Tier 1 - PIT
					Tier 2 - CIT
					Tier 2 - PIT
					Total Gross - CIT
					Total Gross - PIT
					Income Inclusion - CIT
					Income Inclusion - PIT
					Total Net - CIT
					Total Net - PIT
					Total Net
					Total Net - CIT - Rounded
					Total Net - PIT - Rounded
					Total Net - Rounded

\$ million		Total Without Tax exempt and partnerhsips
Total adjusted for share	Partnerhsips only	
		Tier 1 - CIT
		Tier 1 - PIT
		Tier 2 - CIT

Share of cost		\$ million			Total Without Tax exempt and partnerhsips
		2017	2018	Total	
		Total adjusted for share	Partnerhsips only		
					Tier 1 - CIT
					Tier 1 - PIT
					Tier 2 - CIT

Share of cost		\$ million			Total Without Tax exempt and partnerhsips
		2017	2018	Total	
		Total adjusted for share	Partnerhsips only		
					Tier 1 - CIT
					Tier 1 - PIT
					Tier 2 - CIT

[illegible]

\$ million			Share of cost	\$ million			Share of cost	\$ million		
Total adjusted for share	Partnerhsips only	Total Without Tax exempt and partnerhsips		2017	2018	Total		2017	2018	Total
		Tier 1 - CIT								
		Tier 1 - PIT								
		Tier 2 - CIT								
		Tier 2 - PIT								
		Total Gross - CIT								
		Total Gross - PIT								
		Income Inclusion - CIT								
		Income Inclusion - PIT								
		Total Net - CIT								
		Total Net - PIT								
		Total Net								
		Total Net - CIT - Rounded								
		Total Net - PIT - Rounded								
		Total Net - Rounded								

s.69(1)(g) re: (d)

s.69(1)(g) re: (e)

s.69(1)(g) re: (d)
s.69(1)(g) re: (e)

\$ million		
		Total Without Tax exempt and partnerhsips
Total adjusted for share	Partnerhsips only	
		Tier 1 - CIT
		Tier 1 - PIT
		Tier 2 - CIT

Share of cost	\$ million					
	2017	2018	Total	Total adjusted for share	Partnerhsips only	Total Without Tax exempt and partnerhsips
						Tier 1 - CIT
						Tier 1 - PIT
						Tier 2 - CIT

Share of cost	\$ million					
	2017	2018	Total	Total adjusted for share	Partnerhsips only	Total Without Tax exempt and partnerhsips

		Tier 2 - PIT	
		Total Gross - CIT	
		Total Gross - PIT	
		Income Inclusion - CIT	
		Income Inclusion - PIT	
		Total Net - CIT	
		Total Net - PIT	
		Total Net	
		Total Net - CIT - Rounded	
		Total Net - PIT - Rounded	
		Total Net - Rounded	

		Tier 2 - PIT	
		Total Gross - CIT	
		Total Gross - PIT	
		Income Inclusion - CIT	
		Income Inclusion - PIT	
		Total Net - CIT	
		Total Net - PIT	
		Total Net	
		Total Net - CIT - Rounded	
		Total Net - PIT - Rounded	
		Total Net - Rounded	

s.69(1)(g) re: (d)
s.69(1)(g) re: (e)

\$ million						Share of cost			\$ million						Share of cost			\$ million					
			Total Without Tax exempt and partnerhsips									Total Without Tax exempt and partnerhsips									Total Without Tax exempt and partnerhsips		
Total adjusted for share	Partnerhsips only					2017	2018	Total	Total adjusted for share	Partnerhsips only					2017	2018	Total	Total adjusted for share	Partnerhsips only				
			Tier 1 - CIT									Tier 1 - CIT											
			Tier 1 - PIT									Tier 1 - PIT											
			Tier 2 - CIT									Tier 2 - CIT											
			Tier 2 - PIT									Tier 2 - PIT											
			Total Gross - CIT									Total Gross - CIT											
			Total Gross - PIT									Total Gross - PIT											
			Income Inclusion - CIT									Income Inclusion - CIT											



Income Inclusion - PIT

Total Net - CIT
Total Net - PIT
Total Net

Total Net - CIT - Rounded
Total Net - PIT - Rounded
Total Net - Rounded

Income Inclusion - PIT

Total Net - CIT
Total Net - PIT
Total Net

Total Net - CIT - Rounded
Total Net - PIT - Rounded
Total Net - Rounded

s.69(1)(g) re: (d)
s.69(1)(g) re: (e)

Pages 3339 to / à 3405
are duplicates
sont des duplicatas

7

	Period 1	Period 2	Period 3	Period 4
--	----------	----------	----------	----------

New Assumptions

Table 3

Revenue	Period 1	Period 2	Period 3	Period 4	Period 5	Period 6	Period 7	Period 8	Period 9	Period 10
---------	----------	----------	----------	----------	----------	----------	----------	----------	----------	-----------

[illegible]

Table 4

Revenue	Period 1	Period 2	Period 3	Period 4	Period 5	Period 6	Period 7	Period 8	Period 9	Period 10
---------	----------	----------	----------	----------	----------	----------	----------	----------	----------	-----------

[illegible]

Old Assumptions

Table 5

Revenue	Period 1	Period 2	Period 3	Period 4	Period 5	Period 6	Period 7	Period 8	Period 9	Period 10
---------	----------	----------	----------	----------	----------	----------	----------	----------	----------	-----------

[illegible]

Table 6

Revenue	Period 1	Period 2	Period 3	Period 4	Period 5	Period 6	Period 7	Period 8	Period 9	Period 10
---------	----------	----------	----------	----------	----------	----------	----------	----------	----------	-----------

[illegible]

s.18(d)

s.21(1)(b)

P-Y workbook - fiscalized

OLD	20-21	21-22	22-23	23-24	24-25	Total
-----	-------	-------	-------	-------	-------	-------

Period 1-3

Period 4-9

Total

NEW (October 8)

20-21	21-22	22-23	23-24	24-25	25-26	Total
-------	-------	-------	-------	-------	-------	-------

Periods 4-10

Periods 1-3 updatec

fiscalized separately

UPDATED OCT 9

By period	1	2	3	4	5	6	7	8	9	10	Total
-----------	---	---	---	---	---	---	---	---	---	----	-------

UPDATED by PY -

lower period 5 6

parms

UPDATED PY Oct

14

s.18(d)	s.69(1)(g) re: (e)
s.21(1)(b)	s.69(1)(g) re: (f)

Stephanie -
addition of
incremental cost of
furloughed
employees
Total impact
(revised
paramete)rs



NEW PERIOD 5 6
assumptions

New Assumptions

Revenue Drop	Period 1	Period 2	Period 3	Period 4	Period 5	Period 6	Period 7	Period 8	Period 9	Period 10
--------------	----------	----------	----------	----------	----------	----------	----------	----------	----------	-----------

Total

Revenue Drop	Period 1	Period 2	Period 3	Period 4	Period 5	Period 6	Period 7	Period 8	Period 9	Period 10
--------------	----------	----------	----------	----------	----------	----------	----------	----------	----------	-----------

Total

Old Assumptions

Revenue Drop	Period 1	Period 2	Period 3	Period 4	Period 5	Period 6	Period 7	Period 8	Period 9	Period 10
--------------	----------	----------	----------	----------	----------	----------	----------	----------	----------	-----------

Total

Revenue Drop	Period 1	Period 2	Period 3	Period 4	Period 5	Period 6	Period 7	Period 8	Period 9	Period 10
--------------	----------	----------	----------	----------	----------	----------	----------	----------	----------	-----------

Total

By period - taken from trends note

1 2 3

When I fiscalize separately for periods 1 to 3, I get a match:

19-20 20-21 21-22 22-23 23-24 24-25

4 5 6 7 8 9

When I fiscalize separately, they now match

-

By period - taken from trends note

4

5 Need to be revised.

6 1 2 3 4 5 6 7 8 9 10

7

8 furloughed

9

s.18(d)

s.21(1)(b)

adds furloughed

adds furloughed
adds furloughed

s.18(d)
s.21(1)(b)

P-Y workbook - fiscalized

Period 1-3

Period 4-9

Total

By period - taken from trends note

123

When I fiscalize separately for periods 1 to 3, I get a match:

19-2020-2121-2222-2323-2424-25

456789

When I fiscalize separately, they now match

By period - taken from trends note

4

5

Need to be revised.

6

1

2

3

4

5

6

7

8

9

7

8

furloughed

9

iew furloughed

adds furloughed
adds furloughed
adds furloughed

s.18(d)
s.21(1)(b)

20-21	21-22	22-23	23-24	24-25	25-26	Total
-------	-------	-------	-------	-------	-------	-------

s.69(1)(g) re: (d)
s.69(1)(g) re: (e)

Estimated Cost – Period 1 to 3							
(\$ millions)	19-20	20-21	21-22	22-23	23-24	24-25	Total
Current Estimate							
New Estimate							
Difference							
Estimated Cost – Period 4 to 9							
(\$ millions)	19-20	20-21	21-22	22-23	23-24	24-25	Total
Current Estimate							.
New Estimate							.
Difference							.
Estimated Cost – Period 1 to 9							
(\$ millions)	19-20	20-21	21-22	22-23	23-24	24-25	Total
Current Estimate							
New Estimate							
Difference							
		62035					
		-62,425					

Estimated Cost – Period 1 to 3							
(\$ millions)	19-20	20-21	21-22	22-23	23-24	24-25	Total
Current Estimate							
New Estimate							
Difference							
Estimated Cost – Period 4 to 9							
(\$ millions)	19-20	20-21	21-22	22-23	23-24	24-25	Total
Current Estimate							
New Estimate							
Difference							
Estimated Cost – Period 1 to 9							
(\$ millions)	19-20	20-21	21-22	22-23	23-24	24-25	Total
Current Estimate							
New Estimate							
Difference							
Need to be revised.							
Need to be revised.							

s.69(1)(g) re: (d)
s.69(1)(g) re: (e)

\$million	2020-21	2021-22	2022-23	2023-24	2024-25	2025-26	Total

--	--	--	--	--	--	--	--

2020-21	2021-22	2022-23	2023-24	2024-25	2025-26	Total
---------	---------	---------	---------	---------	---------	-------

s.69(1)(g) re: (d)
s.69(1)(g) re: (e)

\$million	2020-21	2021-22	2022-23	2023-24	2024-25	2025-26	Total

New costs associated with Periods 9 and 10

\$million	2020-21	2021-22	2022-23	2023-24	2024-25	2025-26	Total

s.69(1)(g) re: (d)
s.69(1)(g) re: (e)



s.69(1)(g) re: (d)
s.69(1)(g) re: (e)

Total gross cost							
Tax revenues from income inclusion							
Total gross cost for EFP							
Tax revenues from income inclusion							

Total gross cost							
Tax revenues from income inclusion							

Total gross cost for EFP							
Tax revenues from income inclusion							

s.69(1)(g) re: (d)
s.69(1)(g) re: (e)

\$million	2020-21	2021-22	2022-23	2023-24	2024-25	2025-26	Total

Total gross cost for EFP

Tax revenues from income inclusion

\$million	2020-21	2021-22	2022-23	2023-24	2024-25	2025-26	Total

Total gross cost for EFP

Tax revenues from income inclusion

\$million	2020-21	2021-22	2022-23	2023-24	2024-25	2025-26	Total
-----------	---------	---------	---------	---------	---------	---------	-------

OLD ELIG and
TAKE-UP

s.69(1)(g) re: (d)
s.69(1)(g) re: (e)

Page 3423

**is withheld pursuant to sections
est retenue en vertu des articles**

69(1)(g) re: (d), 69(1)(g) re: (e)

**of the Access to Information Act
de la Loi sur l'accès à l'information**

\$million	2020-21	2021-22	2022-23	2023-24	2024-25	2025-26	Total

\$million	2020-21	2021-22	2022-23	2023-24	2024-25	2025-26	Total
-----------	---------	---------	---------	---------	---------	---------	-------

s.69(1)(g) re: (d)
s.69(1)(g) re: (e)

\$million	2020-21	2021-22	2022-23	2023-24	2024-25	2025-26	Total
-----------	---------	---------	---------	---------	---------	---------	-------

\$million2020-212021-222022-232023-242024-252025-26Total

\$million	2020-21	2021-22	2022-23	2023-24	2024-25	2025-26	Total
-----------	---------	---------	---------	---------	---------	---------	-------

\$million	2020-21	2021-22	2022-23	2023-24	2025-26	Total
-----------	---------	---------	---------	---------	---------	-------

s.69(1)(g) re: (d)
s.69(1)(g) re: (e)

Page 3428

**is withheld pursuant to sections
est retenue en vertu des articles**

69(1)(g) re: (d), 69(1)(g) re: (e)

**of the Access to Information Act
de la Loi sur l'accès à l'information**

with those with zero employment income removed:

(small difference)

Period789Total

Take-up used

45678910

Periods 4 to 8

s.18(d)
s.21(1)(b)

Corrected take-up (NOT USED)

789Total

(includes corrected take-up and small update to CORTAX - small impact)

789Total

P-Y numbers from Excel workbook

Periods 4

to 89 to 10periods 7 and 8 only

CEWS 4we Period 5Period 6Period 7Period 8Period 9Period 10

s.69(1)(g) re: (d)

s.69(1)(g) re: (e)

Non-fiscalized estimates - \$ million

	Period 1	Period 2	Period 3	Period 4	Period 5	Period 6	Period 7	Period 8	Period 9	TOTAL
Current Estimate										
News Estimate										
Difference										
Cumulative difference										

Fiscalized Estimates – Period 1 to 3

(\$ millions)	19-20	20-21	21-22	22-23	23-24	24-25	Total
Current Estimate							
New Estimate							
Difference							

Fiscalized Estimates – Period 4 to 9

(\$ millions)	19-20
Current Estimate	
New Estimate	
Difference	

s.69(1)(g) re: (d)

s.69(1)(g) re: (e)

Fiscalized Estimates – Period 1 to 9

(\$ millions)	19-20	20-21	21-22	22-23	23-24	24-25	Total
Current Estimate							
New Estimate							
Difference							

Page 3432

**is withheld pursuant to sections
est retenue en vertu des articles**

69(1)(g) re: (d), 69(1)(g) re: (e)

**of the Access to Information Act
de la Loi sur l'accès à l'information**

Period	7	8	9	Total		4	5	6	7	8	9	10
--------	---	---	---	-------	--	---	---	---	---	---	---	----

7	8	9	Total
-	-	-	-

	7	8	periods 9 7.8 only	periods 7 through 9	
					s.18(d) s.21(1)(b)
net difference					
fiscal framework					s.69(1)(g) re: (d)
net difference					s.69(1)(g) re: (e)

1
2
3
4
5

6
7
8
9

Difference between the total cost
Difference between the net cost

7897 to 98 and 9 only

789

[

789107 to 98 to 99 to 10

E
F
G
H

	19-20	20-21	21-22	22-23	23-24	24-25
NO PERIOD 9						
updated full cost						
net						
updated full cost						
net						
updated full cost						

s.69(1)(g) re: (d)
s.69(1)(g) re: (e)

net								
updated full cost								
net								
previous numbers							Total	
	19-20	20-21	21-22	22-23	23-24	24-25		
difference								
numbers provided								
new numbers								
14-Sep								
NEW 15-Sept							Total	
	19-20	20-21	21-22	22-23	23-24	24-25		
NEW 15-Sept								
NEW 15-Sept								
NEW 15-Sept								
new costs by period								
		19-20	20-21	21-22	22-23	23-24	24-25	
		19-20	20-21	21-22	22-23	23-24	24-25	
		19-20	20-21	21-22	22-23	23-24	24-25	
16-Sep								

s.69(1)(g) re: (d)
s.69(1)(g) re: (e)

19-20	20-21	21-22	22-23	23-24	24-25	Total
-------	-------	-------	-------	-------	-------	-------

with those with zero employment income removed:

19-20	20-21	21-22	22-23	23-24	24-25	Total
-------	-------	-------	-------	-------	-------	-------

s.69(1)(g) re: (d)
s.69(1)(g) re: (e)

Take up rates for furloughed employees	P7	P8	P9				
Previous take-up							
Updated take-up							
	19-20	20-21	21-22	22-23	23-24	24-25	Total

s.18(d)
s.21(1)(b)

s.69(1)(g) re: (d)
s.69(1)(g) re: (e)

